scilm®

FURNITURE TECHNOLOGY

L'**IMPORTANZA** DEI **PARTICOLARI**

...dopo più di trent'anni siamo sempre più convinti
che la qualità e la funzionalità siano determinanti anche nei particolari...
ecco perchè continuiamo ad innovare!

...after more than 30 years we are increasingly convinced
that quality and functionality are crucial even in the details ...
that is why we continue to innovate!

THE **IMPORTANCE** OF **DETAILS**



SCILM 1984 | ADV

TECH - FURNITURE TECHNOLOGY

ALU - ALUMINUM TECHNOLOGY

SCILM SCILM PG 4
QUALITÀ QUALITY PG 8
SOSTENIBILITÀ SUSTAINABILITY PG 10
BIOSHIELD BIOSHIELD PG 12

PIEDINI CONICI CONICAL LEGS PG 18
BASI, ACCESSORI E MINUTERIE PER PIEDINI CONICI BASES AND ACCESSORIES FOR CONICAL LEGS PG 27
PIEDINI BASE LEGS PG 30
MINUTERIE PER PIEDINI BASE SMALL COMPONENTS FOR LEGS PG 39
GANCI PER ZOCCOLI CLIPS FOR PLINTHS PG 40

ZOCCOLO IN RESINA ARTIFICIALE RIV. MELAMINICO PVC PLINTH MELAMINE COATING PG 50
ZOCCOLO IN RESINA ARTIFICIALE RIV. FOGLIA ALLUMINIO PVC PLINTH ALUMINUM COATING PG 54
ZOCCOLO IN RESINA ARTIFICIALE RIV. IMPIALL. GREZZO PVC PLINTH VENEERED COATING PG 58
GRIGLIE GRILL PG 75

ALZATINE SERIE M3000 BACKSPLASH 3000 SERIES PG 80
ALZATINE SERIE M3500 BACKSPLASH M3500 SERIES PG 84
ALZATINE SERIE M3580 BACKSPLASH M3580 SERIES PG 91
ALZATINE SERIE M3600 BACKSPLASH M3600 SERIES PG 94

PROFILI GOLA ORIZZONTALI HORIZONTAL GOLA PROFILE PG 118
PROFILI GOLA VERTICALI VERTICAL GOLA PROFILE PG 152
PROFILI GOLA PER PENSILI FOR WALL UNITS GOLA PROFILE PG 166

CATENARIE CATENARIE PG 170

PROTEZIONI PER LAVELLO E CATENARIE SINK-BOTTOM AND CATENARIE PG 178

BASE COLONNA FRIGO REFRIGERATOR BASE PG 184

PLAN.A PLAN.A pg 196

PROFILI ANTINA DOOR PROFILES pg 206
ANTA VELA VELA DOOR pg 222
CALCOLO DIMENSIONE VETRI GLASS SIZING pg 224
ACCESSORI ACCESSORIES pg 226

CARATTERISTICHE TECHNICAL FEATURES pg 232
STRIKE 28 STRIKE 28 pg 234
STRIKE 37 STRIKE 37 pg 242

BORDI PER TOP H 40 TOP EDGING STRIP H 40 pg 252
BORDI PER TOP H 60 TOP EDGING STRIP H 60 pg 254
LATERALI PER TOP SIDE PROFILES FOR WORKTOPS pg 256

PROFILO 40X40 40X40 PROFILES pg 262
PROFILO 50X50 50X50 PROFILES pg 266

TAVOLO GO-TO GO-TO TABLE pg 274
TAVOLO TINO TINO TABLE pg 276
TAVOLO MITOS MITOS TABLE pg 278

PIEDINI
LEGS FOR CARCASES



ZOCCOLO ALLUMINIO LISCIO SMOOTH ALUMINUM PLINTH PG 66
ZOCCOLO ALLUMINIO CENTORIGHE 100 LINED ALU PLINTH PG 68
ZOCCOLO ALLUMINIO MILLERIGHE 1000 LINED ALU PLINTH PG 70
ACCESSORI ZOCCOLI ALLUMINIO ALU PLINTH ACCESSORIES PG 72

ZOCCOLI
PLINTH



ALZATINE SERIE M3460 BACKSPLASH M3460 SERIES PG 102
ALZATINE SERIE M3800 BACKSPLASH M3800 SERIES PG 104
ALZATINE SERIE M3880 BACKSPLASH M3880 SERIES PG 106
ALZATINE SERIE M3900 BACKSPLASH M3900 SERIES PG 108

ALZATINE
BACKSPLASHES



PROFILI GOLA
GOLA PROFILE



CATENARIE
CATENARIE



CATENARIE E PROTEZIONE PER LAVELLO
CATENARIE AND SINK BOTTOM



BASE COLONNA FRIGO
REFRIGERATOR BASE



PROGRAMMA ANTA PLAN.A
PLAN.A PROGRAM



PROFILI ANTINE
DOOR PROFILES



STRIKE - RIPIANI IN ALLUMINIO
STRIKE - ALUMINUM SHELVES



BORDO PER TOP
TOP EDGING STRIP



PROFILI IN ALLUMINIO
ALUMINUM PROFILES



TAVOLO ARES ARES TABLE pg 280
TAVOLO ERMES ERMES TABLE pg 282
TAVOLO RAPIDO RAPIDO TABLE pg 284

STRUTTURE E TAVOLI
STRUCTURES AND TABLES





- **RICERCA** - RESEARCH
- **INNOVAZIONE** - INNOVATION
- **PROGETTAZIONE** - DESIGN
- **PRODUZIONE** - PRODUCTION
- **SERVIZIO** - SERVICE









Il percorso di innovazione di Scilm inizia nel 1974: da allora, l'azienda si è affermata nel mercato dei componenti per cucine, instaurando rapporti proficui con i maggiori brand internazionali del settore. Oggi sono quegli stessi clienti, con cui Scilm ha dato vita a collaborazioni consolidate, a testimoniare il successo e l'affidabilità di questa azienda che ha trasformato la produzione dei mobili da cucina. Infatti, in più di 30 anni di storia, Scilm ha ridefinito gli standard costruttivi delle moderne cucine componibili a livello mondiale.
La forza di Scilm sta nella costante ricerca dei massimi criteri qualitativi: dall'uso di materiali all'avanguardia e di metodologie di produzione evolute, fino all'invenzione di prodotti che hanno rivoluzionato l'estetica e la funzionalità, come il celebre zoccolo in resina artificiale.
Il futuro di Scilm è rivolto ad una precisa missione: continuare a promuovere ed anticipare i trend del mercato.

Scilm path of innovation began in 1974: since then, the company has established itself as a market leader in kitchens components, building successful relationships with the leading international brands in the furniture industry. Today these same customers, with whom Scilm has created long lasting strong partnerships, witness the success and reliability of this company which has transformed the kitchen furniture production.
In fact, in more of 30 years of history, Scilm has redefined the construction standards of modern kitchens.
The strength of Scilm lies in its constant search of the highest quality standards: the use of advanced materials and evolved production methods, together with the creation of products that have revolutionized the aesthetics and functionality, like the renown the PVC plinth.
The future of Scilm aims to a precise mission: continue to promote and anticipate the future market trends.



DA OLTRE 30 ANNI L'IMPRONTA DA SEGUIRE

FOR MORE THAN 30 YEARS THE MARK TO BE FOLLOWED

Abbiamo rivoluzionato
e continuiamo a rivoluzionare
la concezione e la produzione dei mobili.
Con innovazioni che hanno fatto
diventare più funzionali, originali,
eleganti ed economiche
le proposte dei produttori.
È un modo diverso
di pensare all'arredamento.
Si basa su una creatività che nasce
da materiali altamente tecnologici
e metodologie avanzate di lavorazione.
Il risultato? Nuovi concetti funzionali
ed estetici, nuovi componenti,
nuove soluzioni, nuovi strumenti
di distinzione per i progettisti.
Questa è la nostra impronta.

We have revolutionised
and continue to revolutionise
the design and production of furniture.
With innovations that have made
the manufacturer's proposals yet more
practical, original, elegant
and inexpensive.
A different way
of considering furnishing.
Based on creativity that stems from
highly technological materials
and advanced production methods.
The result? New functional
and aesthetic concepts,
new components, new solutions,
new distinctive tools for designers.
This is our mark.

L'anta Plan.a vince il premio "High Product quality" - **2015**
Plan.a handle wins the award "High product quality"

Nuovo supporto gole - **2014**
New fixing quick support

Ripiani Strike - **2009**
Strike - aluminium shelves

Catenaria con spina in faggio - **2006**
Catenaria with beech dowels

Fondo frigo con mascherina - **2005**
Refrigerator base with front cover

Gancio serie 58 - **2004**
Plastic clip for plinth - series 58

Piedino serie 270 con piolo integrato e regolo esterno - **2000**
Expanding legs with integrated pin and external adijuster - series 270

Gola con sistema fissaggio senza squadrette né viti - **1995**
Gola Profile with fastening system without screws or plates

Sottolavello liscio con guarnizioni - **1990**
Sink bottom protection with gasket

Zoccolo in plastica - **1980**
Plastic plinth

Aikins Anthony Morro, Alunni Marioli Pamela, Ambrosi Andrea, Andretta Maria Grazia, Andreazza Oscar, Antonello Dino, Antonello Livio, Antonioli Luca, Anteghini Sandro, Antonello Silvana, Ariole Innocent Noyemaech, Avoumado Apelete, Bacchin Faustino, Bacchin Massimo, Baggio Franco, Baggio Gianni, Baggio Giuseppe, Baggio Giuseppe, Baggio Roberto, Baggio Viviana, Balestra Andrea, Baldan Giulio, Ballan Lisa, Ballin Mario, Balestra Pietro, Baldassin Remo, Bambace Andrea, Bano Damiano, Bano Guido, Barni Anna, Basso Alessandro, Battistella Giuseppe, Battaglin Marco, Bazzacco Barbara, Beghetto Loris, Beghetto Piero, Beghetto Roberto, Benhammou Abdellatif, Benemerito Ignazio Gabriele, Bernardi Carlo, Berti Danilo, Bergamin Diego, Bergamin Enrico, Bertoncello Giorgio, Bergamin Giuliano, Bergamin Lisa, Berisha Shefqet, Biasio Lucio, Bisson Flavio, Bizzotto Desi, Bizzotto Graziano, Boato Glauco, Boato Sergio, Bogdan Gianina Marcelica, Bogatu Liliana, Bolea Elena, Boldrin Manuel, Bonaldo Daniele, Bonaldo Luca, Bortolini Davide, Bordin Giovanni, Bortolozzo Ivone, Bortolini Stefano, Bortolini Stefano, Boschello Emiliano, Bottazzo Fabio, Bozzon Simone, Bressan Chiara, Brigo Ilenia, Brotto Carlo, Brotto Oriano, Brugnolaro Alberto, Brunato Alex, Brunato Domenico, Bucetti Giampiero, Calderaro Antonio, Calore Giorgio,

Calderaro Nicola, Calderaro Paola, Campagnolo Bruno, Campagnolo Diego, Campagnaro Germano, Campanaro Gianluca, Campagnolo Loris, Campagnaro Marika, Campagnaro Moira, Campagnaro Ornella, Campagnaro Paolo, Canesso Fabio, Canali Loris, Canesso Luigino, Cantele Stefano, CappellottoMara, CarginiFrancesco, CarpanedoLauro, CarnevaleMaurizio, Carlon Rinaldo, Cassara' Ruggero Lazzaro, Catalano Francesco Paolo, Cattapan Samuele, Cauzzo Pierpaolo, Cavinato Kety, Cavicchiolo Maurizio, Cavinato Valeria, Cecchele Paolo, Cecchin Renzo, Cecchin Rodolfo, Cerantola Paola, Cerino Pasquale, Ceschi Giovanni, Chersi Emanuela Antonella, Cherchi Pietro, Chiggiato Cristian, Chiurato Elisa, Chiminazzo Luciano, Ciocea Lucica Elena, Civiero Sabrina, Cocco Davide, Coletto Federico, Comunale Antonio, Conz Matteo, Consoli Silvana, Corradin Carlo Maria, Costa Marita, Coti Giuseppe, Cremasco Paolo, Crivellaro Alessandro, Cusinato Alessandro, Dainese Elisabetta, Dall'agnol Guido, Dall'agnol Jacopo, Dal Zuffo Lisa, Damasco Antonio, Damasco Felice, Daminato Silvio, Demartini Leonardo, De Poli Denis, De Poli Ezaur, De Santi Andrea, De Santi Giacinto, Diana Giovanni, Diotto Michelangelo, Djiro Frederic, Dodaro Benedetto, Doro Fabio, Druga Arcadie, El Mottaki Abdelkrim, Fabris

Gilberto, Fabris Giuliano, Facchinetto Luca, Fagan Franca, Fanin Massimo, Fantin Piergiorgio, Farronato Nicola, Ferraro Emanuele, Ferronato Tomas, Figaro Romina, Fiori Luca, Fozzato Francesco, Fraccaro Andrea, Frasson Anna, Frasson Daniele, Franceschetto Nadia, Frigo Nicoletta, Frigo Simone, Gamba Giacomo, Gamba Paolo Marco, Garzotto Elisabetta, Garau Giovanni Antonio, Garra Giuseppe, Gazzola Diego, Gazzillo Domenico, Gazzillo Raffaele, Gelain Alessandro, Gelain Gianfranco, Gemin Tiziano, Gennaro Andrea, Gennaro Rosario, Gennaro Vladimiro, Geremia Gloria, Geremia Serena, Giacomazzi Loredana, GirolimettoAndrea, Girolimetto Elio, Gobbato De Rita Mauro, GolinMartina, GottardelloLuigi Gianni, Greggio Matteo, GrosselleMassimo, Guadagnin Arrigo, Guadagnin Massimo, Guerriero Monica, Guidolin Francesca, Guidolin Gianni, Guidolin Marino, Guidolin Nicola, Gusella Stefano, Hima Alfred, Isoli Simone, Jignea Iurie, Lago Luca, Lago Luca, Lanzarini Mattia, Lazzarini Claudio, Leardi Francesco, Ledvina Paola, Lessio Alessandro, Lessio Davide, Levantesi Mirko, Levantesi Patrizio, Liparini Claudio, Liviero Cristian, Lorenzon Carla, LorenzonEzio, Lorenzon Fabio, LovatoElisa, LovoKabir, Magoga Guido, Mahi Jonas, Manuri Salvatore, Marcato Carlo, Marcolongo Chiara, Marcolongo Enrico, Marangon Enrico, Marcato Fabio, Marchioro Luca, Marcolongo Giancarla, Marcucci Ivania, Marchioro Luca, Martinello Michele, Marcellan Rene', Mastroeni Alessandro, Mason Giuseppe, Masiero Stefano, Mattietto Cristiano, Mattietto Michele, Melchiori Andrea, Mensah Clement Ashitey, Meneghini Diego, Menegazzo Luciano, Meneghini Luigino, Meneghetti Mauro, Menegolo Paolo, MengattoPaolo, Mercuri Antonio, Micheletto Matteo, Mion Luigi, Moletta Enrico, Monegato Lara, Morassutto Alessandro, Nasca Aurelio, Negri Giuliano, Neri Stefano, Niero Marzia, Niola Antonio, Nizzardo Luca, Nizzardo Stefano, Obeng David, Okai

Antho
Alain, Paglialunga Gianluca, Panfili Franca,
Parolin Guglielmo, Parolin Michela Lucia, P
Michele, Pasinato Roberto, Pavia Daniele, Pavan
Pettenon Federico, Pettenuzzo Nerio, P
Piccone Francesco, Pilotto Fabio, Pilosio Luca, Piotto
Anna, Rinaldi Maurizio, Rizzioli Dino, Rizzioli Federico,
Roberti Riccardo, Rossato Andrea, Rossetto Franco,
Rina, Ruffato Modesto, Sabbadin Antoni
Monica, Sartore Remo, Savio Mau
Jessica, Scalco Mauro, Scalco Sim
Scudiero Paolo, Scudiero Ser
Gianfranco, Sgarbossa Mat
Simioni Francesca, Simioni Gia
Johnny, Simonetto Luca, Sim
Stoppa Luciano, Stocco Rob
Tanduo Alessandro, Tanesco Piet
Richard, Tolin Ermido, Tolin Fra
Luigi, Tommasin Massimo, To
Toniato Michele, Tosetto Emi
Valente Barbara, Vanzella Ste
Alberto, Zambon Andrea, Zan
Diego, Zanon Emilio, Zan
Giuseppe, Zandarin Giuliana, Zan
Sonia, Zarpellon Francesco, Zen
Zisa Adalberto, Zonta Fed
Francesco, Zurlo Daniele Mir

20 ANNI DI QUAL

CERTIFICAZIONI - CERTIFICATIONS

1994
UNI EN ISO 9001:1994

Sistema di gestione per la **QUALITÀ** di unità operative certificate. Conforme alla norma per la progettazione e produzione di componenti, prodotti finiti e sistemi di illuminazione per l'industria del mobile.

QUALITY management system of certified operation units. Complies with the regulation for design and production of components, finished products and lighting systems for the furniture industry.

2002
UNI EN ISO 9001:2000

Sistema di gestione per la **QUALITÀ** secondo la nuova VISION 2000 per un nuovo approccio nei processi di sviluppo, attuazione e miglioramento del SGQ.

QUALITY management system according to the new VISION 2000, for a new approach to the development, implementation and improvement of the SGQ processes.

2009
SAFE WORKING - INAIL

Sistema di gestione per la **SICUREZZA** secondo le linee guida UNI-INAIL ed. 2007 finalizzato al raggiungimento degli obiettivi di salute e sicurezza aziendale.

SAFETY management system according to the guidelines of UNI-INAIL 2007; it is aimed at the achievement of corporate health and safety goals.



n y , Ouata Seke
Panfili Sara Sira, Paolin Sonia Daniela,
arisi Salvatore, Pasetti Elia, Pasinato Marco, Pasetti
Simone, Pegoraro Giovanni, Pegorin Renata, Peruzzo Dario,
ettenuzzo Rizieri, Pettenuzzo Siro, Pezzoli Federico, Piccirillo Benito,
Lino, Pison Aldo, Pontarolo Giovanni, Prai Massimo, Reato Moira, Rebellato
Rizzardi Giordano, Rizzardi Giuliano, Rizzato Mauro, Rizzotto Roberto Luigi,
Rossato Michele, Rosso Samuele, Rosca Tiberiu, Rossato Valentino, Rubin
o, Santini Roberto, Sartori Giulietta, Sarto Luca, Sartori
ro, Scapin Daniela, Scalco Giovanni, Scantamburlo
one, Scudiero Anna Pia, Scudiero Lino, Scudiero Lisa,
ena,ScuccatoSilvia,Securo Amos, Securo Loris, Sgargetta
tteo, Sgarbossa Michele, Silvestri Didier, Simioni Ennio,
ncarlo, Simioni Gianluca, Simioni Giamprimo, Simioni
unec Nenad, Smiraldo Giulio, Sottilaro Giuseppe,
berto, Stranieri Gaetano, StrazzaMarco,SusinGiuseppe,
ro Sergio, Tegiati Maurizio, Teissbacher Hernandez Harald
ncesco, Tolin Mauro, Tommasin Jenny, Tommasin
niolo Adriano, Tonini Emanuele, Tonellotto Luca,
lio,Tosetto Enrico,Trevisan Giancarlo, Turturici Giuseppe,
fania, Visentini Giuseppe, Volpato Renzo, Vomiero
nbon Mattia, Zanin Ambra, Zanotto Claudio, Zanchin
canaro Giampietro, Zanon Giovanni Battista, Zanon
darin Joni, Zanon Mirko, Zanardo Sabrina, Zandarin
Gabriella, Zen Giancarlo, Zilio Luciano, Zilikova Mariana,
erica, Zonta Nicola, Zorzi Denis,ZuanonFabrizio,Zuanon
co, Zurlo Fabio, Zurlo Ruggero, Zurlo Stefano

®

ITÀ]

2010

UNI EN ISO 9001:2008

Sistema di gestione **QUALITÀ** aggiornato secondo la norma UNI EN ISO 9001:2008 per la programmazione e la produzione di componenti, prodotti finiti e sistemi di illuminazione per l'industria del mobile.

QUALITY management system updated according to the UNI EN ISO 9001:2008 regulation for the planning and production of components, finished products and lighting systems for the furniture industry.



Secondo Scilm la qualità del prodotto è imprescindibile: solo un'ineccepibile processo produttivo infatti può permettere di raggiungere nuovi traguardi nell'innovazione. Questo impegno costante è testimoniato innanzitutto dalle numerose certificazioni che l'azienda ha ottenuto nel tempo. Il primo riconoscimento risale al 1994 quando Scilm è stata insignita - sesta azienda in Italia certificata ICILA - della certificazione UNI EN ISO 9001. Da questo importante traguardo in poi, l'azienda si è sempre distinta per il conseguimento delle principali certificazioni per Qualità, Sicurezza e Ambiente.

According to Scilm, product quality is essential: in fact, only an unexceptionable production process can allow a company to reach new milestones in innovation. This constant commitment is evidenced by the many certifications the company has achieved over time. The first certification date back to 1994, when Scilm was awarded - the sixth Italian company to have this certification from ICILA. - the certification UNI EN ISO 9001. From this important goal on, the company has always stood for the achievement of the major certifications for Quality, Safety and Environment.





L'INNOVAZIONE PARTE DALLA SOSTENIBILITÀ
INNOVATION STARTS FROM SUSTAINABILITY

DA OLTRE 15 ANNI SCILM UTILIZZA SOLO PVC SENZA PIOMBO

FROM MORE THAN 15 YEARS SCILM USES ONLY LEAD-FREE PVC



Scilm vive da sempre la sostenibilità ambientale come una responsabilità primaria e un'opportunità per affermare il rispetto nei confronti della comunità e del territorio. Attraverso la ricerca e lo sviluppo infatti, l'azienda si adopera continuativamente per garantire l'ecosostenibilità dei propri prodotti e processi, utilizzando materiali (l'alluminio, completamente e facilmente riciclabile e l'alluminio di seconda fusione a sua volta riciclabile; l'ABS, riciclabile al 100%; il PVC, riciclabile al 100%) e tecnologie all'avanguardia, ponendo particolare attenzione verso la salute degli operatori, la qualità delle lavorazioni e dell'ambiente di lavoro. Per Scilm i prodotti devono essere perfettamente allineati con gli standard estetici e funzionali delle moderne cucine componibili, ma devono anche e soprattutto nascere da un pensiero green.

Scilm has always viewed environmental sustainability as a major responsibility as well as an opportunity to show respect towardas the community and the local area. Through research and development, in fact, the firm in constantly working to guarantee the ecosustainability of its products and processes, using advanced technologies and materials (the aluminium, including the second-fusion type, is easy to recycle; the ABS and the PVC are both 100% recyclable) and paying particular attention to the health of workers, and the quality of manufacturing process and the working enviroment. For Scilm products need to be perfectly in keeping with the aesthetic and functional standards of morden modular kitchens, but they must also be able to display their green credentials.



SISTEMA DI GESTIONE AMBIENTALE UNI EN ISO 14001:2004 per il miglioramento continuo delle performance ambientali.

ENVIRONMENTAL MANAGEMENT SYSTEM UNI EN ISO 14001:2004 for the continuous improvement of environmental performance.



BIOSHIELD È UTILIZZATO DAI MIGLIORI MARCHI DI CUCINE.
BIOSHIELD IS EMPLOYED BY THE BEST KITCHEN BRANDS.

BIOSHIELD: SICUREZZA E IGIENE IN CUCINA
BIOSHIELD: A SAFE AND HYGIENIC KITCHEN

bioshield
SCILM ANTI-BACTERIAL PROGRAM

DUREVOLE
DURATION

Compatibile con la vita media della cucina.
Compatible with the average kitchen life.

INNOCUO
NOT HARMFUL

Innocuo per l'uomo e l'ambiente.
Not harmful for men and environment.

SICURO
SUITABLE

Idoneo al contatto con gli alimenti.
Suitable for contact with food.

EFFICACE
EFFECTIVE

Efficace contro un'ampia gamma di batteri comuni, muffe, alghe, macchie colorate antiestetiche di origine microbica, corrosioni, lieviti.
Effective against a wide variety of common bacteriums, moulds, algae, microbial generated unaesthetic stains, corrosions, leavens.



In cucina il piano di lavoro
ed il sottolavello rappresentano
ambienti ideali per la proliferazione
della fauna batterica.
Le condizioni di umidità
e di temperatura, unite al costante
contatto con sostanze organiche
ed alimentari, favoriscono
l'insorgere di muffe e di colonie
batteriche che trovano
ottimo substrato di crescita
nelle guarnizioni morbide.
Lo speciale trattamento introdotto
da Scilm nella fase di produzione
delle proprie guarnizioni garantisce
l'**eliminazione di ogni tipo
di aggressione batterica**;
il nuovo tipo di guarnizioni
antibatteriche Scilm è efficace
contro un ampio spettro di batteri,
muffe ed alghe, **protegge alzatine
e sottolavello da danni, macchie
e corrosioni**, è adatto al contatto
con i cibi e assolutamente innocuo
per l'uomo e per l'ambiente.

In the kitchen, worktop
and under-sink,
are ideal environments
for the proliferation of bacterial fauna.
The conditions of temperature
and humidity, combined with constant
contact with organic substances
and food products, promote
the onset of mold
and bacterial colonies
that are good substrate
for growth in soft gaskets.
The special Scilm treatment,
in the production phase of the seals,
**guarantees the elimination
of any type of bacterial attack;**
the new Scilm antibacterial seals
are effective against a broad spectrum
of bacteria, mold and algae,
and **protect under-sinks
and backsplashes from damage,
stains and corrosion**,
are suitable for contact
with food and absolutely
harmless to humans
and the environment.











TECH

TECNOLOGIE PER MOBILI

FURNITURE TECHNOLOGY



Storicamente
abbiamo rivoluzionato
la produzione e la concezione
dei mobili da cucina.
Siamo quelli che hanno inventato
lo zoccolo in resina artificiale,
ed altre soluzioni
che hanno fatto diventare
più funzionale, ampia, sofisticata,
elegante ed economica l'offerta.
Materiali altamente tecnologici
e metodologie avanzate
di lavorazione offrono nuovi spazi
per la nostra creatività volta,
oggi più che mai, ad introdurre
nuovi concetti funzionali
ed estetici nel settore
dell'arredamento.
L'asse portante
della filosofia Scilm
diventa così la ricerca
di componenti e soluzioni
funzionali, originali ed innovative
sotto ogni profilo,
che mettono a disposizione
dei progettisti nuovi modi
di costruire lo spazio dell'abitare.

We actually take pride
in having revolutionised
the production and conception
of kitchen furniture.
We are the ones
who invented the resin plinth
and other ideas that have made
the proposals become
more functional, wide-ranging,
sophisticated, elegant
and economical.
Hi-tech materials
and advanced working methods
provide further opportunities
for our creativity,
aimed at introducing
new functional and aesthetic
concepts to the furnishing sector.
The main feature of Scilm policy
is therefore became the research
of components and original,
functional and innovative solutions
from all points of view.
This provide designers
with new ways
of conceiving
spaces.

scilm®



Il piedino Scilm fa parte
di un sistema integrato
che comprende piedini base e conici.
Tutti i piedini Scilm sono realizzati
in materiale termoplastico
ad elevata resistenza all'urto,
sono caratterizzati da un'elevata
stabilità dimensionale
ed inalterabilità nel tempo,
e garantiscono un'ottimale
resistenza chimica e meccanica.
La portata media a compressione
è di 400 kg/cad.

The Scilm leg
is part of an integrated system
that includes base legs
and conical legs.
All the Scilm legs are made out
of a thermoplastic material
with a high shock resistance.
They also feature an excellent
dimensional stability and durability
over time, and ensure high mechanical
and chemical resistance.
The average capacity in compression
is of 400kg/cad.

PIEDINI
LEGS FOR CARCASES





PF81Z
PG 27

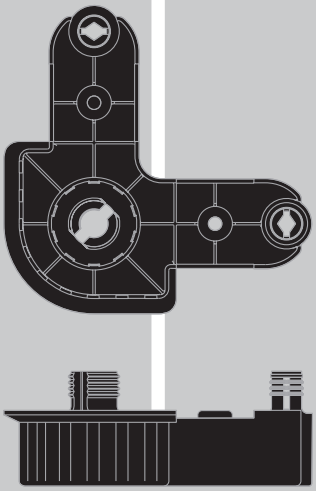

RBA81
PG 27

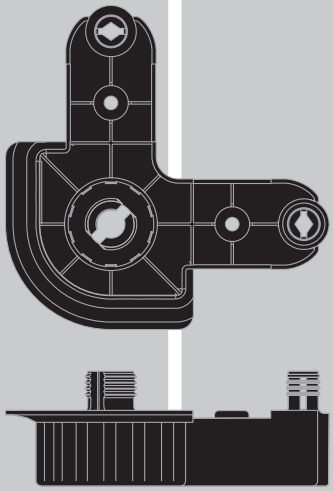

RBA83
PG 27

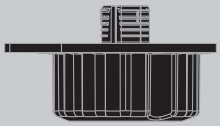

RB74S
PG 28



270F R270

h 100
h 110
h 120
h 130
h 140
h 150
h 180

PG 21



232F R50

h 70

PG 25



232F R28C

h 55
h 60

PG 26

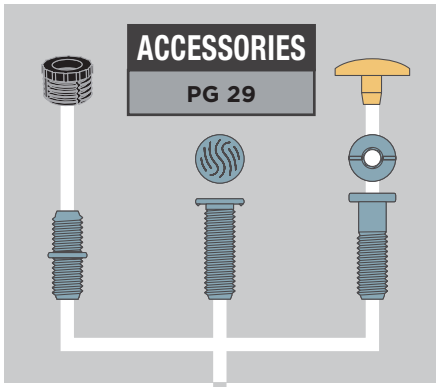

ACCESSORIES
PG 29



RBA76S
PG 28

BREVETTO EUROPEO

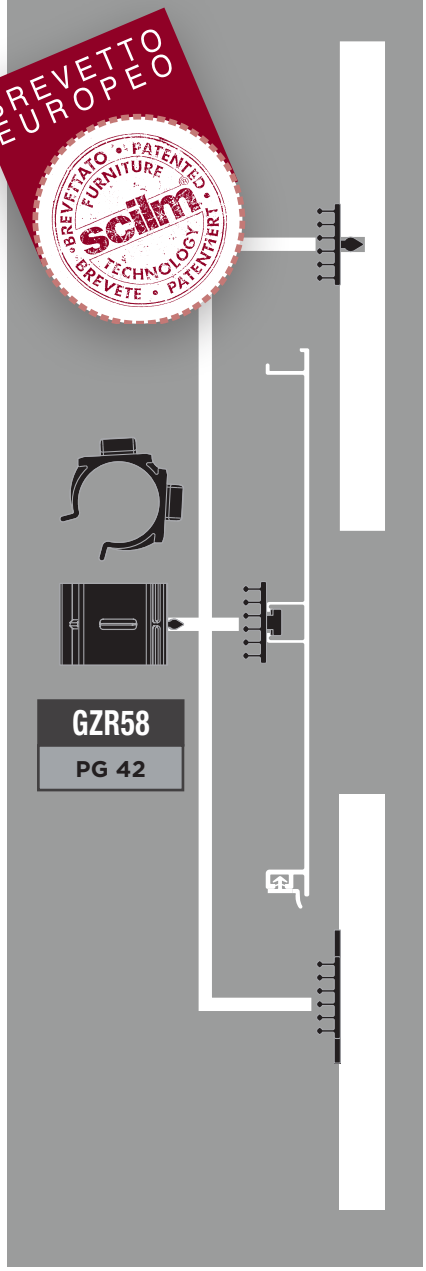

GZR58
PG 42



P74SF
PG 29



250F R50

h 80
h 100
h 110
h 120
h 130
h 140
h 150
h 160
h 170

PG 22



250F PR50

h 80-130
h 90-140
h 100-150
h 110-160
h 120-170
h 130-180
h 140-190
h 150-200

PG 23



250F R52

h 80-110
h 100-130
h 110-140
h 120-150
h 130-160
h 140-170
h 150-180
h 160-190
h 170-200

PG 24

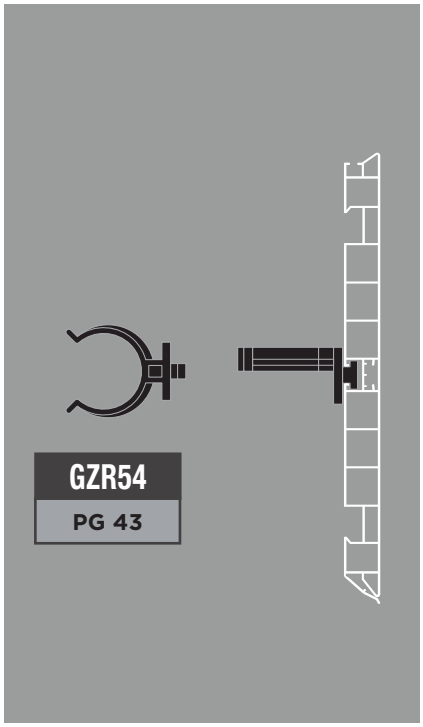

GZR54
PG 43



SEDE PER CACCIAVITE E ANELLO DI BATTUTA
FLAT SCREW-DRIVER SEAT AND INSERTON'S LIMITS RING

Nella parte superiore del piedino sono state ricavate 2 cave utili per sfilare lo stesso dalla base nel caso se ne presenti la necessità (fiere, esposizioni, ecc.).
Il piedino presenta un anello di battuta che indica il punto in cui il fusto è completamente inserito nella base.

On the upper part of the leg tube, 2 seats enable an easy removal of the tube itself from the base (bases taken to exibitions, photostudios, etc). On the tube, a ring indicates the deepest insertion possibility of the leg in to the base.

REGOLAZIONE ESTERNA E NEGATIVA
EXTERNAL ADJUSTER AND NEGATIVE TUNING

La filettatura a passo lungo del fusto abbinata al regolo esterno permette una facile movimentazione manuale.
Nella parte inferiore del fusto sono posizionate due alette che, una volta forzate, permettono di abbassare di 3 mm l'altezza nominale del piedino.

Easy tuning of the adjuster, obtained to an xtended thread external adjuster. On the lower part of the tube, two pins allows, once compressed, a negative adjustment of 3 mm.

ZONA IDENTIFICATIVA GANCIO
IDENTIFICATION OF THE CLIP AREA

Il logo Scilm evidenziato sul piedino indica la zona dove inserire il gancio serie 58.
Così facendo si otterrà sempre un perfetto allineamento con la piastrina inserita nello zoccolo.

A Scilm logo identifies the area where position the clip GZR-58, in order to obtain a quick and easy clipping with the clip-plate inserted in the plinth.









PIOLO INTEGRATO
INTEGRATED PIN

Il piedino 270F adotta la soluzione del piolo integrato con il fusto.
Si ottiene così una maggiore dispersione del peso del mobile unita ad una maggiore resistenza allo sfilamento del piedino dalla base.
Inoltre si riducono i tempi di montaggio.

The leg 270F shows the base dowel expanding pin integrated with the tube: this solution improves the transfer of weight from the cabinet to the leg.
More, the tighteness between base and tube becomes ideal.

PIASTRA METALLO
METAL PLATE

Utilizzata per supportare i fianchi dei mobili in situazioni particolarmente gravose.
Adatta per colonne di grandi dimensioni e basi con elettrodomestici.

A metal plate is used to transfer the weight of heavy cabinets directly to legs, reliefing the efforts on dowels. Our suggestion is to use such plate on the large cabinets and on the appliances cabinets.

PIASTRA DI SUPPORTO AUTOCENTRANTE
SELF-ADJUSTING CLIP PLATE







270F R270

Piedino ad espansione
con piolo integrato.
Regolo esterno.
Regolazione positiva e negativa.

Expanding leg
with integrated pin.
External adjuster.
Positive and negative tuning.

APPLICABILE ALLE BASI:

- ART. RB74S
- ART. RBA81
- ART. RBA83
- ART. BASE COLONNA FRIGO 877

IT CAN BE USED WITH:

- ART. RB74S
- ART. RBA81
- ART. RBA83
- ART. 877 REFRIGERATOR BASE



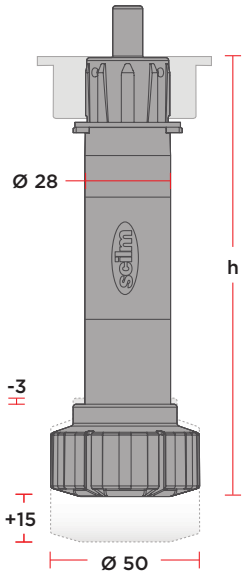

CODE	UNIT	DIMENSION	MIN ORDER QTY	PCS/BOX	BOX SIZES	WEIGHT	VOLUME
		H	NR	NR	L X B X H	KG	M³
270FR27010SF	NR	100	320	320	BOX57PB 500X400X300	10,88	0,06
270FR27011SF	NR	110	300	300	BOX57PB 500X400X300	10,50	0,06
270FR27012SF	NR	120	250	260	BOX57PB 500X400X300	9,25	0,06
270FR27013SF	NR	130	230	240	BOX57PB 500X400X300	9,20	0,06
270FR27014SF	NR	140	220	220	BOX57PB 500X400X300	8,58	0,06
270FR27015SF	NR	150	220	212	BOX57PB 500X400X300	9,02	0,06
270FR27018SF	NR	180	150	150	BOX57PB 500X400X300	14,90	0,06

250F R50

Piedino conico.

Conical leg.

APPLICABILE ALLE BASI :

- ART. RBA76S
- ART. BASE COLONNA FRIGO 877
- ART. BASE COLONNA FRIGO T6567 IN ALLUMINIO

E CON PIOLO P74SF ALLE BASI:

- ART. RBA74S
- ART. RBA81
- ART. RBA83

IT CAN BE USED WITH :

- ART. RBA76S
- ART. 877 REFRIGERATOR BASE
- ART. T6567 ALUMINUM REFRIGERATOR BASE

AND WITH PIN P74SF TO THE BASES:

- ART. RBA74S
- ART. RBA81
- ART. RBA83

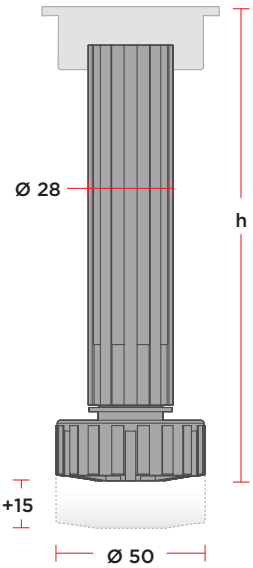



CODE	UNIT	DIMENSION	MIN ORDER QTY	PCS/BOX	BOX SIZES	WEIGHT	VOLUME
		H	NR	NR	L X B X H	KG	M³
250FR5008SF	NR	80	400	400	BOX57PB 500X400X300	13,00	0,06
250FR5010SF	NR	100	350	350	BOX57PB 500X400X300	12,60	0,06
250FR5011SF	NR	110	320	320	BOX57PB 500X400X300	12,10	0,06
250FR5012SF	NR	120	300	300	BOX57PB 500X400X300	12,00	0,06
250FR5013SF	NR	130	280	280	BOX57PB 500X400X300	10,00	0,06
250FR5014SF	NR	140	260	260	BOX57PB 500X400X300	10,50	0,06
250FR5015SF	NR	150	240	240	BOX57PB 500X400X300	11,00	0,06
250FR5016SF	NR	160	240	240	BOX57PB 500X400X300	12,00	0,06
250FR5017SF	NR	170	200	200	BOX57PB 500X400X300	13,20	0,06

250F PR50

Piedino conico, multiregolazione
con prolunga composta da due pezzi.
Escursione regolazione 5 cm.

Conical leg, multiple tuning
thanks to the 2 section extention.
5 cm adjustment range.

APPLICABILE ALLE BASI :

- ART. RBA76S
- ART. BASE COLONNA FRIGO 877
- ART. BASE COLONNA FRIGO T6567 IN ALLUMINIO

E CON PIOLO P74SF ALLE BASI:

- ART. RBA74S
- ART. RBA81
- ART. RBA83

IT CAN BE USED WITH :

- ART. RBA76S
- ART. 877 REFRIGERATOR BASE
- ART. T6567 ALUMINUM REFRIGERATOR BASE

AND WITH PIN P74SF TO THE BASES:

- ART. RBA74S
- ART. RBA81
- ART. RBA83



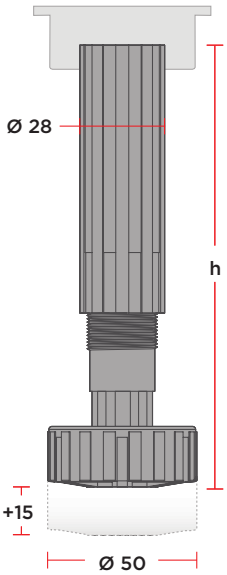

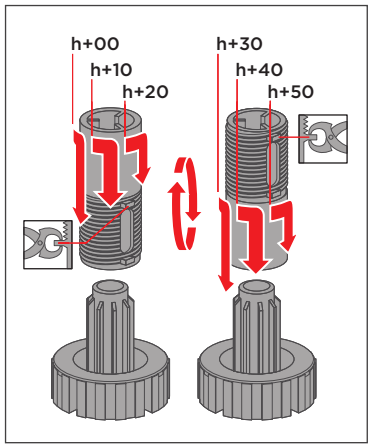

CODE	UNIT	DIMENSION	MIN ORDER QTY	PCS/BOX	BOX SIZES	WEIGHT	VOLUME
		H	CF	CF	L X B X H	KG	M³
250FPR5008	CF	80-130	40	40	BOX57PB 500X400X300	8,80	0,06
250FPR5009	CF	90-140	40	40	BOX57PB 500X400X300	8,00	0,06
250FPR5010	CF	100-150	40	40	BOX57PB 500X400X300	8,30	0,06
250FPR5011	CF	110-160	40	40	BOX57PB 500X400X300	8,80	0,06
250FPR5012	CF	120-170	40	40	BOX57PB 500X400X300	7,20	0,06
250FPR5013	CF	130-180	35	35	BOX57PB 500X400X300	7,80	0,06
250FPR5014	CF	140-190	35	35	BOX57PB 500X400X300	7,30	0,06
250FPR5015	CF	150-200	35	35	BOX57PB 500X400X300	7,60	0,06

CF = Confezione composta da n° 4 piedini con prolunga smontata - CF = Package of n° 4 legs with extension disassembled

250F R52

Piedino conico,
multiregolazione.
Escursione regolazione 3 cm.

Conical leg,
multiple tuning.
3cm adjustment range.

APPLICABILE ALLE BASI :

- ART. RBA76S
- ART. BASE COLONNA FRIGO 877
- ART. BASE COLONNA FRIGO T6567 IN ALLUMINIO

E CON PIOLO P74SF ALLE BASI:

- ART. RBA74S
- ART. RBA81
- ART. RBA83

IT CAN BE USED WITH :

- ART. RBA76S
- ART. 877 REFRIGERATOR BASE
- ART. T6567 ALUMINUM REFRIGERATOR BASE

AND WITH PIN P74SF TO THE BASES:

- ART. RBA74S
- ART. RBA81
- ART. RBA83

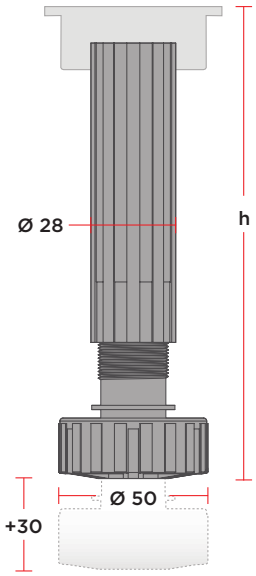



CODE	UNIT	DIMENSION	MIN ORDER QTY	PCS/BOX	BOX SIZES	WEIGHT	VOLUME
		H	NR	NR	L X B X H	KG	M³
250FR5208SF	NR	80-110	400	400	BOX57PB 500X400X300	13,00	0,06
250FR5210SF	NR	100-130	350	350	BOX57PB 500X400X300	12,60	0,06
250FR5211SF	NR	110-140	320	320	BOX57PB 500X400X300	12,10	0,06
250FR5212SF	NR	120-150	300	300	BOX57PB 500X400X300	12,00	0,06
250FR5213SF	NR	130-160	280	280	BOX57PB 500X400X300	10,00	0,06
250FR5214SF	NR	140-170	260	260	BOX57PB 500X400X300	10,50	0,06
250FR5215SF	NR	150-180	240	240	BOX57PB 500X400X300	11,00	0,06
250FR5216SF	NR	160-190	240	240	BOX57PB 500X400X300	12,00	0,06
250FR5217SF	NR	170-200	200	200	BOX57PB 500X400X300	13,20	0,06

232F R50

Piedino conico.
Possibilità di regolazione “interna” ed “esterna”.

Conical leg.
Internal and external adjustment is possible.

SI ABBINA SOLO CON IL GANCIO ZOCCOLO GZ5R54.

APPLICABILE ALLE BASI :

- ART. RBA76S
- ART. BASE COLONNA FRIGO 877
- ART. BASE COLONNA FRIGO T6567 IN ALLUMINIO

E CON PIOLO P74SF ALLE BASI:

- ART. RB74S
- ART. RBA81
- ART. RBA83

IT CAN BE USED ONLY WITH THE ART. GZ5R54 CLIP FOR PLINTH.

IT CAN BE USED WITH :

- ART.RBA76S
- ART.877 REFRIGERATOR BASE
- ART. T6567 ALUMINUM REFRIGERATOR BASE

AND WITH PIN P74SF TO THE BASES:

- ART. RB74S
- ART. RBA81
- ART. RBA83

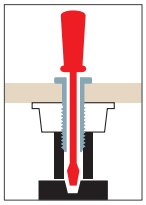

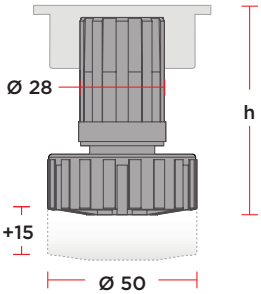



CODE	UNIT	DIMENSION	MIN ORDER QTY	PCS/BOX	BOX SIZES	WEIGHT	VOLUME
		H	NR	NR	L X B X H	KG	M³
232FR5007SF	NR	70	350	350	BOX57PB 500X400X300	32,00	0,06

232F R28C

Piedino conico,
con regolo in materiale plastico.
Regolazione interna ed esterna.

Conical leg,
with external adjuster in PVC.
Internal and external adjustment is possible.

APPLICABILE ALLE BASI :

- ART. RBA76S
- ART. RB74S
- ART. RBA81
- ART. RBA83

H 55 SI ABBINA CON IL GANCIO GZR54
H 60 SI ABBINA CON I GANCI GZR54 E GZR58

CON BASE FRIGO 877 E T6567
REGOLAZIONE SOLO FRONTALE
CON CHIAVE INGLESE N°26 (VEDI DISEGNO)

IT CAN BE USED WITH :

- ART. RBA76S
- ART. RB74S
- ART. RBA81
- ART. RBA83

H 55 : IT CAN BE USED ONLY WITH THE ART. GZR54
H 60: IT CAN BE USED WITH ART. GZR54 AND GZR58

ADJUSTMENTS ON BASES 877 AND T6567
ARE POSSIBLE ONLY IN THE FRONT
WITH A N.26 WRENCH (SEE IMAGE)

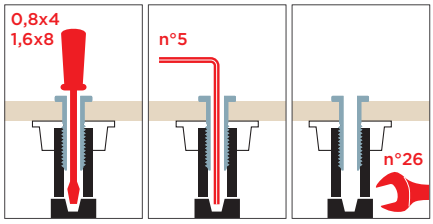

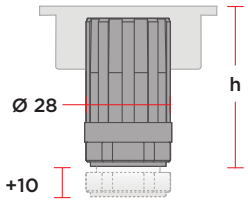



CODE	UNIT	DIMENSION	MIN ORDER QTY	PCS/BOX	BOX SIZES	WEIGHT	VOLUME
		H	NR	NR	L X B X H	KG	M³
232FR28C05SF	NR	55	450	450	BOX57PB 500X400X300	48,50	0,06
250FR28C06SF	NR	60	450	450	BOX57PB 500X400X300	28,00	0,06

RBA81

Base triangolare con perno centrale ad espansione

Triangular base
with central expanding pin.



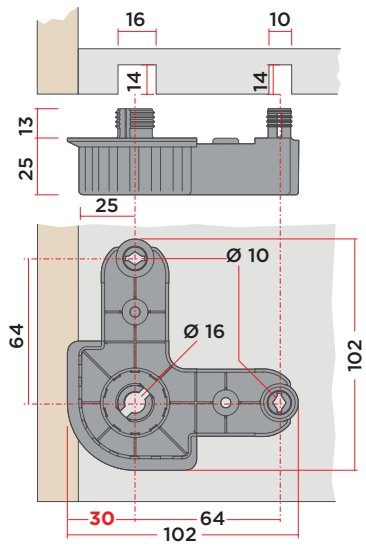

CODE	UNIT	DIMENSION	MIN ORDER QTY	PCS/BOX	BOX SIZES	WEIGHT	VOLUME
		H	NR	NR	L X B X H	KG	M³
RBA81	NR	-	200	200	BOX57PB 500X400X300	7,60	0,06

RBA83

Base triangolare con perno centrale ad espansione

Triangular base
with central expanding pin.

BASE PER FORATURE DA 25 A MAX 32 MM
BASE FOR DRILLINGS FROM 25MM TO 32MM



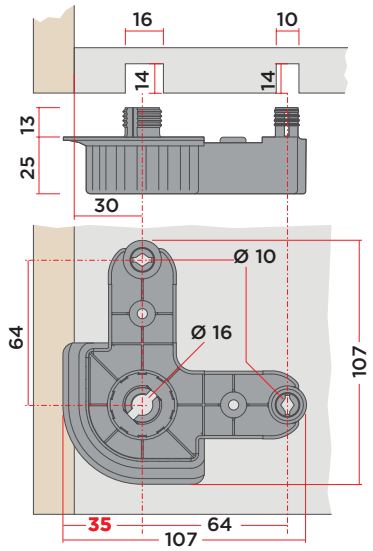

CODE	UNIT	DIMENSION	MIN ORDER QTY	PCS/BOX	BOX SIZES	WEIGHT	VOLUME
		H	NR	NR	L X B X H	KG	M³
RBA83	NR	-	180	180	BOX57PB 500X400X300	7,60	0,06

PF81Z

Piastra di rinforzo opzionale per base RBA81 e RBA83

Reinforcing steel plate,
optional for base RBA81 and RBA83

CONSIGLIATA PER COLONNE ARMADI
SUGGESTED FOR LARGE CABINETS COLUMNS



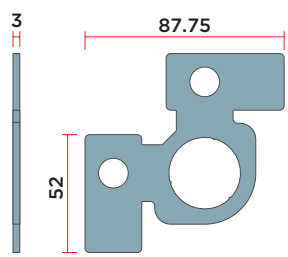

CODE	UNIT	DIMENSION	MIN ORDER QTY	PCS/BOX	BOX SIZES	WEIGHT	VOLUME
		H	NR	NR	L X B X H	KG	M³
PF81Z	NR	-	180	-	-	-	-

RB74S

Base ad espansione

Expanding base



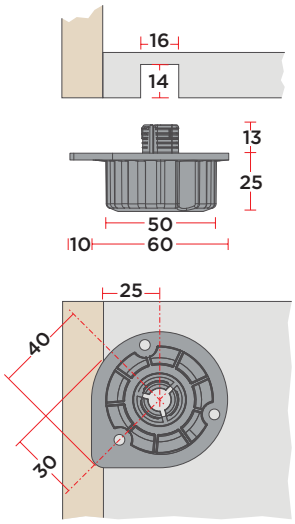

CODE	UNIT	DIMENSION	MIN ORDER QTY	PCS/BOX	BOX SIZES	WEIGHT	VOLUME
		H	NR	NR	L X B X H	KG	M³
RB74S	NR	-	500	500	BOX57PB 500X400X300	15,50	0,06

RBA76S

Base con perno di centratura

Base with true pin



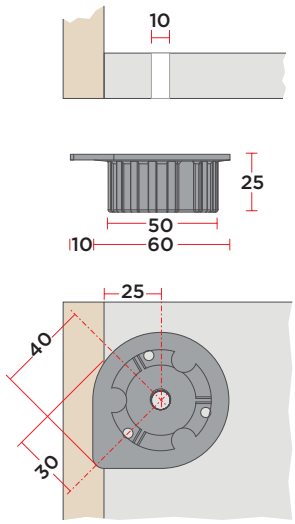

CODE	UNIT	DIMENSION	MIN ORDER QTY	PCS/BOX	BOX SIZES	WEIGHT	VOLUME
		H	NR	NR	L X B X H	KG	M³
RBA76S	NR	-	500	500	BOX57PB 500X400X300	14,50	0,06

P74SF

Piolo ad espansione

Expanding pin

APPLICABILE AI PIEDINI SERIE 250F E 232F
IT CAN BE USED WITH LEGS SERIES 250F E 232F



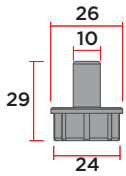

CODE	UNIT	DIMENSION	MIN ORDER QTY	PCS/BOX	BOX SIZES	WEIGHT	VOLUME
		H	NR	NR	L X B X H	KG	M³
P74SF	NR		-	-	-	-	-

BI6406SF

Boccola innesto filettata D15 nera

Bush d15 loose black



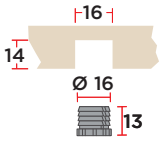

CODE	UNIT	DIMENSION	MIN ORDER QTY	PCS/BOX	BOX SIZES	WEIGHT	VOLUME
		H	NR	NR	L X B X H	KG	M³
BI6406SF	NR	-	6000	6000	BOX01PB 400X300X200	9,77	0,024

PR10MA-C28

Prigioniero M10x28 zincato con collarino

Zinc-plated bolt M10x28



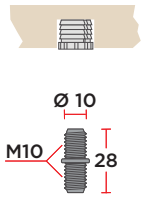

CODE	UNIT	DIMENSION	MIN ORDER QTY	PCS/BOX	BOX SIZES	WEIGHT	VOLUME
		H	NR	NR	L X B X H	KG	M³
PR10MA-C28	NR	-	1500	1500	-	26,00	-

VPKZ

Vite M10x32 TCP zincata

M10x32 TCP zinc-plated screw

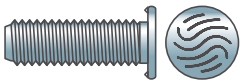

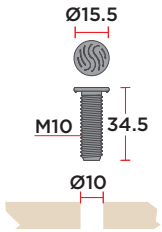

CODE	UNIT	DIMENSION	MIN ORDER QTY	PCS/BOX	BOX SIZES	WEIGHT	VOLUME
		H	NR	NR	L X B X H	KG	M³
VPKZ	NR	-	1000	1000	-	28,50	-

VPF

Vite forata M10x33 TC 16 zincata

Drilled screw M10x33 TC 16 zinc-plated

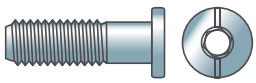

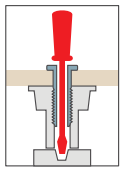

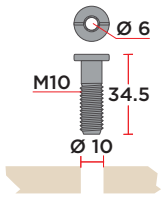

CODE	UNIT	DIMENSION	MIN ORDER QTY	PCS/BOX	BOX SIZES	WEIGHT	VOLUME
		H	NR	NR	L X B X H	KG	M³
VPF	NR	-	1000	1000	-	18,00	-

CF

Copriforo/Screw caps

- **bianco** white
- **marrone** brown
- **tanganica** tanganica
- **nero** black



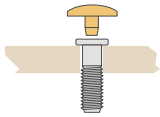

CODE	UNIT	DIMENSION	MIN ORDER QTY	PCS/BOX	BOX SIZES	WEIGHT	VOLUME
		H	NR	NR	L X B X H	KG	M³
CFX0000000000	NR	-	-	-	-	-	-

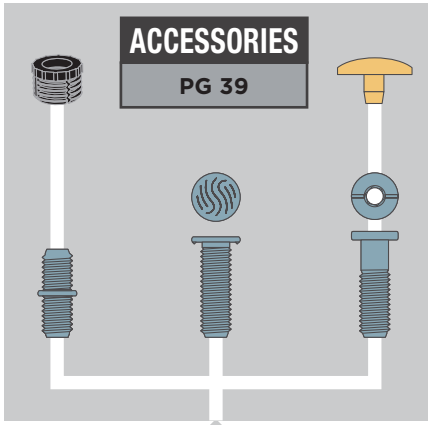



280 R270

h 100
h 120
h 150

PG 32



282 R270

h 100
h 120
h 150

PG 33



250 R50

h 100
h 110
h 120
h 130
h 140
h 150

PG 34



252 R50

h 100
h 110
h 120
h 130
h 140
h 150

PG 35



250 PR50

h 80-130
h 90-140
h 100-150
h 110-160
h 120-170
h 130-180

PG 36

BREVETTO EUROPEO

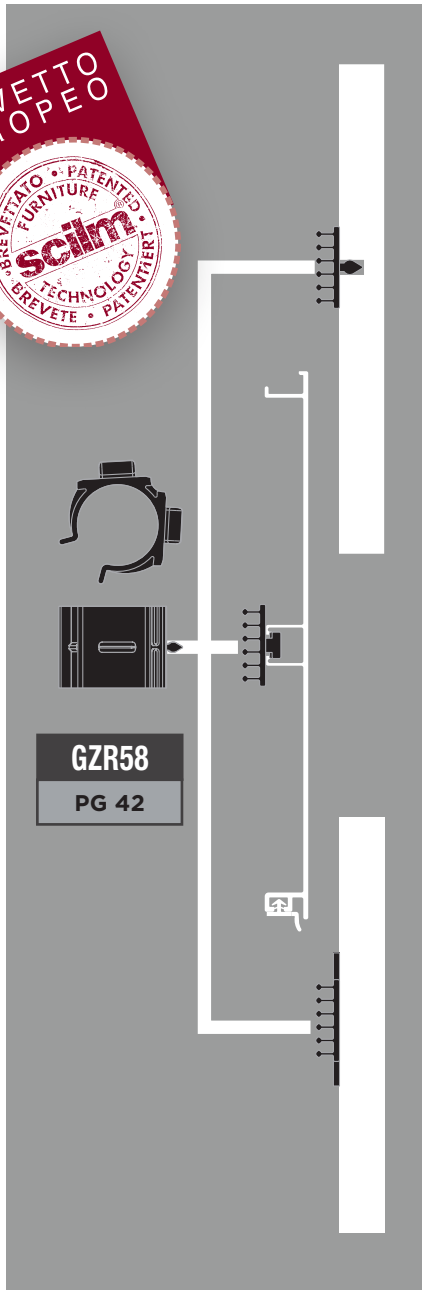

GZR58
PG 42



232 R50
h 70
h 80
PG 37

232 R28C
h 55
h 65
PG 38

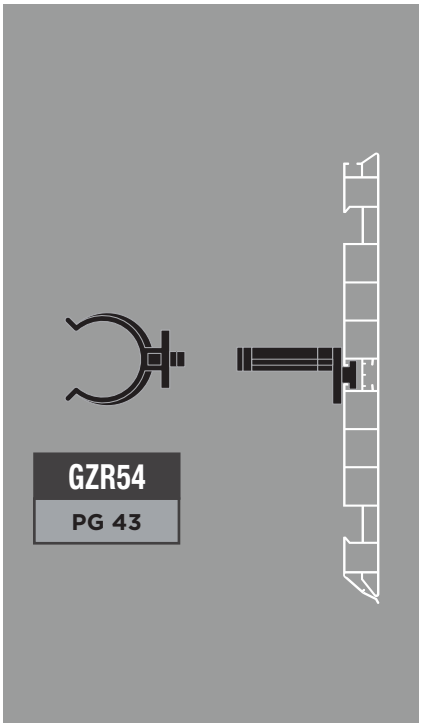

GZR54
PG 43

280 R270

Piedino base.
Regolo esterno.
Regolazione positiva e negativa.

ABS leg.
External adjuster.
Positive and negative tuning

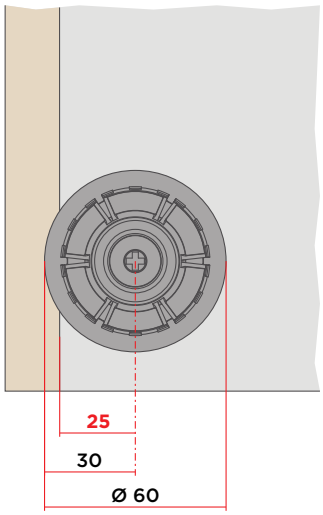

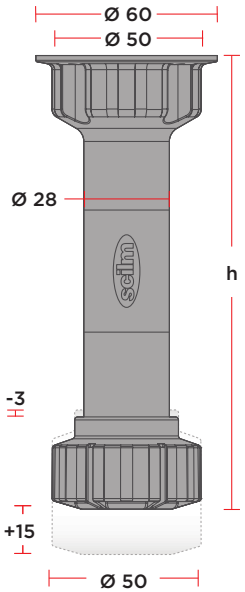



CODE	UNIT	DIMENSION	MIN ORDER QTY	PCS/BOX	BOX SIZES	WEIGHT	VOLUME
		H	NR	NR	L X B X H	KG	M³
280R27010SF	NR	100	212	212	BOX57PB 500X400X300	11,82	0,06
280R27012SF	NR	120	180	180	BOX57PB 500X400X300	11,29	0,06
280R27015SF	NR	150	148	148	BOX57PB 500X400X300	11,10	0,06

282 R270

Piedino base.
Regolo esterno.
Regolazione positiva e negativa.

ABS leg.
External adjuster.
Positive and negative tuning.

BASE PER FORATURE DA 25 A MAX 32 MM
BASE FOR DRILLINGS FROM 25MM TO 32MM

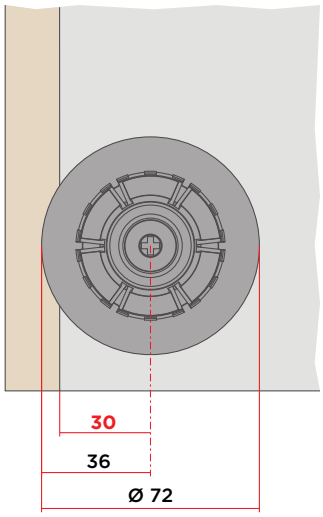

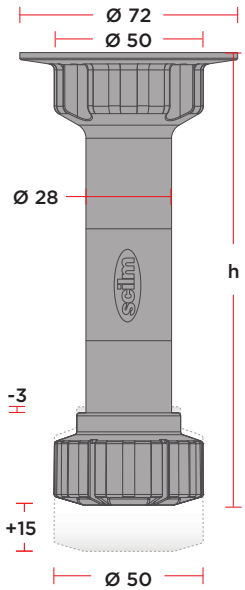



CODE	UNIT	DIMENSION	MIN ORDER QTY	PCS/BOX	BOX SIZES	WEIGHT	VOLUME
		H	NR	NR	L X B X H	KG	M³
282R27010SF	NR	100	180	180	BOX57PB 500X400X300	11,82	0,06
282R27012SF	NR	120	150	150	BOX57PB 500X400X300	11,29	0,06
282R27015SF	NR	150	130	130	BOX57PB 500X400X300	11,10	0,06

250 R50

Piedino base

ABS leg

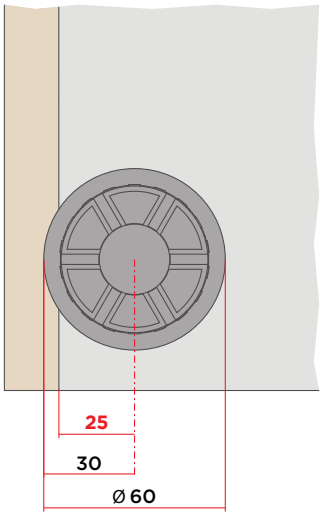

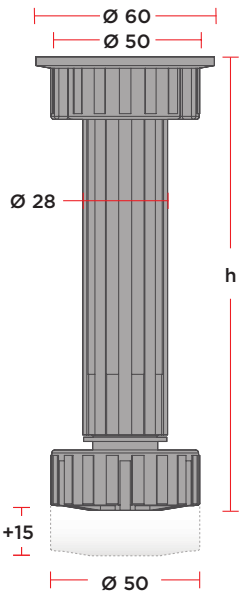



CODE	UNIT	DIMENSION	MIN ORDER QTY	PCS/BOX	BOX SIZES	WEIGHT	VOLUME
		H	NR	NR	L X B X H	KG	M³
250R5010SF	NR	100	210	210	BOX57PB 500X400X300	11,82	0,06
250R5011SF	NR	110	200	200	BOX57PB 500X400X300	11,76	0,06
250R5012SF	NR	120	180	180	BOX57PB 500X400X300	11,29	0,06
250R5013SF	NR	130	160	160	BOX57PB 500X400X300	9,60	0,06
250R5014SF	NR	140	150	150	BOX57PB 500X400X300	9,40	0,06
250R5015SF	NR	150	150	150	BOX57PB 500X400X300	11,10	0,06

252 R50

Piedino base

ABS leg

BASE PER FORATURE DA 25 A MAX 32 MM
BASE FOR DRILLINGS FROM 25MM TO 32MM

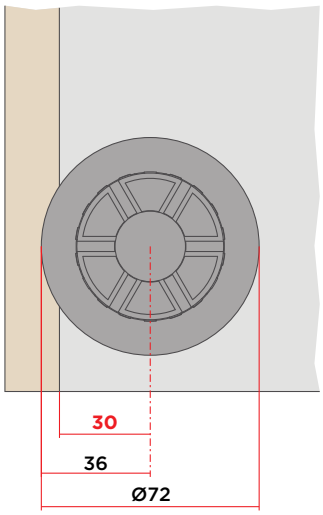

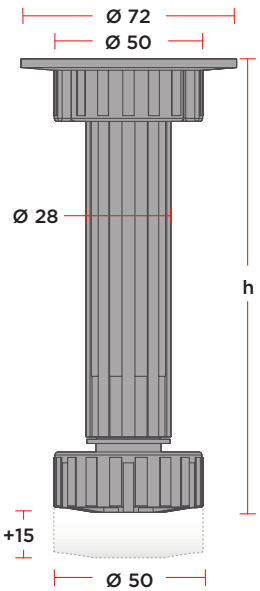



CODE	UNIT	DIMENSION	MIN ORDER QTY	PCS/BOX	BOX SIZES	WEIGHT	VOLUME
		H	NR	NR	L X B X H	KG	M³
252R5010SF	NR	100	180	180	BOX57PB 500X400X300	12,78	0,06
252R5011SF	NR	110	160	160	BOX57PB 500X400X300	12,65	0,06
252R5012SF	NR	120	150	150	BOX57PB 500X400X300	12,26	0,06
252R5013SF	NR	130	140	140	BOX57PB 500X400X300	11,85	0,06
252R5014SF	NR	140	130	130	BOX57PB 500X400X300	10,62	0,06
252R5015SF	NR	150	130	130	BOX57PB 500X400X300	11,50	0,06

250 PR50

Piedino base multiregolazione
con prolunga composta da due pezzi.
Escursione regolazione 5 cm.

ABS leg, multiple tuning
thanks to the 2 sections extention.
5 cm adjustment range.

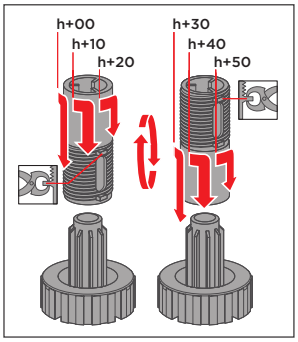

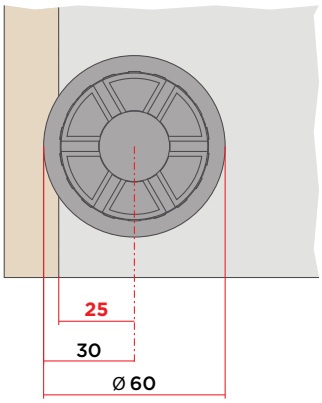

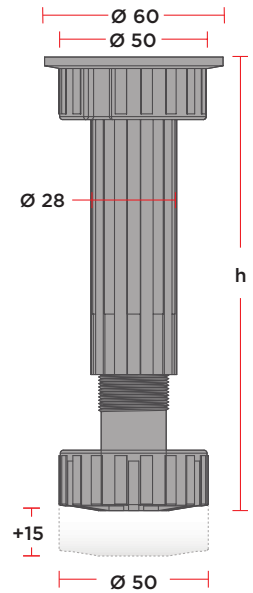



CODE	UNIT	DIMENSION	MIN ORDER QTY	PCS/BOX	BOX SIZES	WEIGHT	VOLUME
		H	NR	NR	L X B X H	KG	M³
250PR5008	CF	80-130	35	35	BOX57PB 500X400X300	9,10	0,06
250PR5009	CF	90-140	30	30	BOX57PB 500X400X300	8,10	0,06
250PR5010	CF	100-150	30	30	BOX57PB 500X400X300	7,10	0,06
250PR5011	CF	110-160	30	30	BOX57PB 500X400X300	7,50	0,06
250PR5012	CF	120-170	25	25	BOX57PB 500X400X300	9,10	0,06
250PR5013	CF	130-180	25	25	BOX57PB 500X400X300	8,10	0,06

CF = Confezione composta da n° 4 piedini con prolunga smontata - CF = Package of n° 4 legs with extension disassembled

232 R50

Piedino base.
Regolazione interna ed esterna.

ABS leg
Internal and external tuning.

SI ABBINA CON I GANCI ZOCCOLO GZR54 E GZR58.

IT CAN BE USED WITH THE ART. GZR54 AND ART. GZR58 CLIP FOR PLINTH.

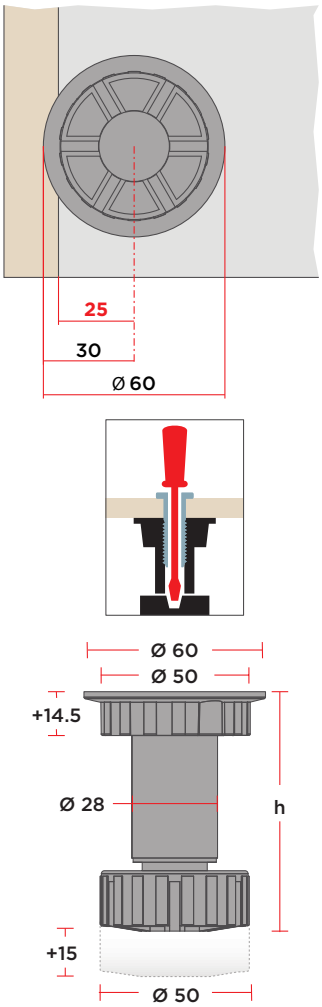



CODE	UNIT	DIMENSION	MIN ORDER QTY	PCS/BOX	BOX SIZES	WEIGHT	VOLUME
		H	NR	NR	L X B X H	KG	M³
232R5005SF	NR	70	500	500	BOX57PB 500X400X300	25,00	0,06
232R5006SF	NR	80	450	450	BOX57PB 500X400X300	22,50	0,06

232 R28C

Piedino base,
con regolo esagonale.
Regolazione interna ed esterna.

Pvc leg
with hexagonal adjustment.
Internal and external adjustment is possible.

SI ABBINA CON I GANCI ZOCCOLO: GZR54 E GZR58

IT CAN BE USED WITH THE ART. GZR54
AND THE ART GZR58 CLIPS FOR PLINTH

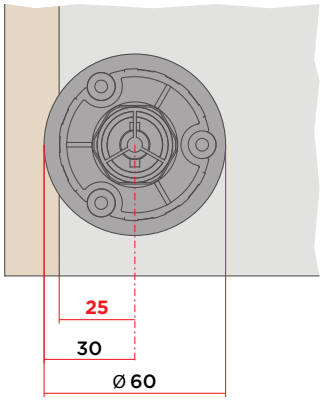

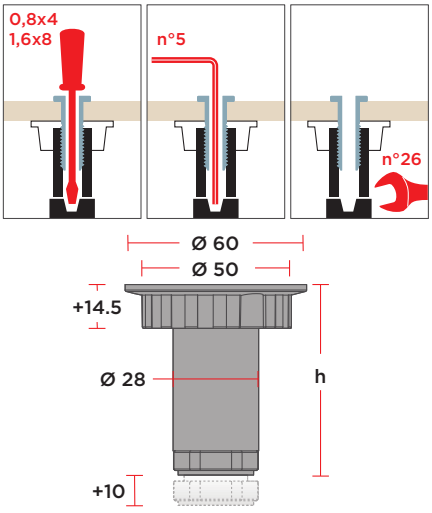



CODE	UNIT	DIMENSION	MIN ORDER QTY	PCS/BOX	BOX SIZES	WEIGHT	VOLUME
		H	NR	NR	L X B X H	KG	M³
232R28C05SF	NR	55	500	500	BOX57PB 500X400X300	25,00	0,06
232R28C06SF	NR	65	450	450	BOX57PB 500X400X300	23,00	0,06

BI6406SF

Boccola innesto filettata D15 nera

Bush D15 loose black



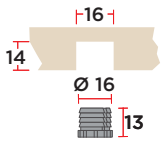

CODE	UNIT	DIMENSION	MIN ORDER QTY	PCS/BOX	BOX SIZES	WEIGHT	VOLUME
		H	NR	NR	L X B X H	KG	M³
BI6406SF	NR	-	6000	6000	BOX01PB 400X300X200	9,77	0,024

PR10MA-C28

Prigioniero M10x28 zincato con collarino

Zinc-plated bolt M10x28



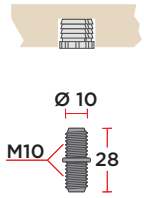

CODE	UNIT	DIMENSION	MIN ORDER QTY	PCS/BOX	BOX SIZES	WEIGHT	VOLUME
		H	NR	NR	L X B X H	KG	M³
PR10MA-C28	NR	-	1500	1500	-	26,00	-

VPKZ

Vite M10x32 TCP zincata

M10x32 TCP zinc-plated screw

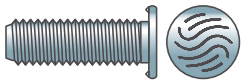

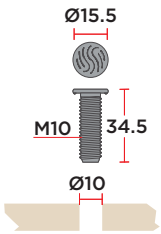

CODE	UNIT	DIMENSION	MIN ORDER QTY	PCS/BOX	BOX SIZES	WEIGHT	VOLUME
		H	NR	NR	L X B X H	KG	M³
VPKZ	NR	-	1000	1000	-	28,50	-

VPF

Vite forata M10x33 TC 16 zincata

Drilled screw M10x33 TC 16 zinc-plated

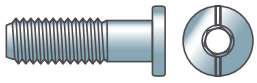

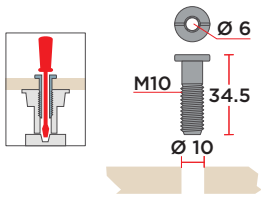

CODE	UNIT	DIMENSION	MIN ORDER QTY	PCS/BOX	BOX SIZES	WEIGHT	VOLUME
		H	NR	NR	L X B X H	KG	M³
VPF	NR	-	1000	1000	-	12,00	-

CF

Copriforo / Screw caps

- **bianco** white
- **marrone** brown
- **tanganica** tanganica
- **nero** black



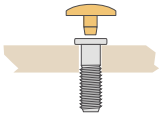

CODE	UNIT	DIMENSION	MIN ORDER QTY	PCS/BOX	BOX SIZES	WEIGHT	VOLUME
		H	NR	NR	L X B X H	KG	M³
CFX0000000000	NR	-	-	-	-	-	-

scilm®

Scilm offre numerose soluzioni per l'ancoraggio dello zoccolo al piedino. Il gancio zoccolo autocentrante Scilm SERIE 58 risolve in maniera definitiva tutti i problemi relativi al montaggio di ogni tipo di zoccolatura per mobili. L'innovativa piastra di ancoraggio, caratterizzata dal sistema di incastro multicanale, è disponibile in versioni diverse, adattabili ad ogni tipologia di zoccolo (legno, resina artificiale od alluminio) e consente la centratura automatica del gancio rispetto allo zoccolo. La particolare soluzione costruttiva del gancio consente l'utilizzo di un'unica tipologia di componente per ogni tipo di applicazione (curva, angolo, rettilineo). L'autoallineamento del gancio evita laboriose operazioni di precentratura tra ganci e piedini rendendo rapida ed agevole l'operazione di montaggio della zoccolatura.

Scilm offers various solutions to hook the plinth to the leg. The self-positioning SCILM clip for plinth, SERIE 58, is the best choice to solve all the possible problems in mounting any kind of plinth for furniture. It is made of an innovative plate, featured by the multichannel clippingbase, that grant the self-positioning of the clip vs. the plinth. Available for all the different kind of plinths (wood, PVC and aluminum). The particular construction of the clip allows to use the same item for any application (curvs, corners, linear parts). The self-positioning of this clip avoid any pre-positioning of the leg, bringing the operation of the montage of the plinth easy and very quick.

BREVETTO EUROPEO

BREVETTATO • PATENTED FURNITURE scilm TECHNOLOGY BREVETE • PATENTIERT

GANCI ZOCCOLO
CLIPS FOR PLINTH



GZR58-01

Gancio zoccolo in resina artificiale
per piedini ø 28 mm.
Piastrina con fiocina per zoccolo in legno
con fresata

Plastic clip for plinth diam. 28 mm.
Plate for wooden plinth **with edge**.

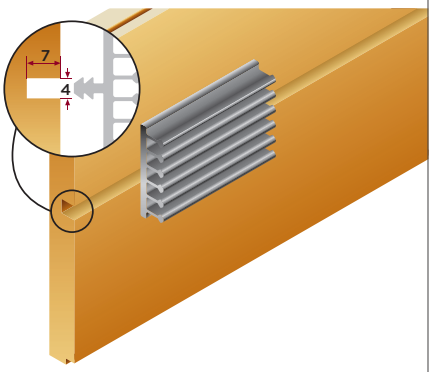



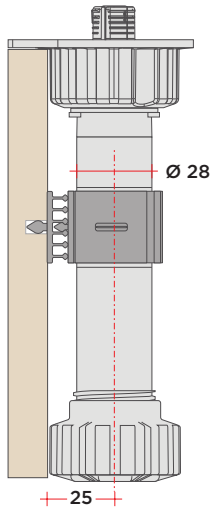

CODE	UNIT	DIMENSION	MIN ORDER QTY	PCS/BOX	BOX SIZES	WEIGHT	VOLUME
		H	NR	NR	L X B X H	KG	M³
GZR58-01	NR	-	700	700	BOX57PB 500X400X300	9,80	0,06

GZR58-02

Gancio zoccolo in resina artificiale
per piedini ø 28 mm.
Piastrina con aggancio per zoccolo Scilm
in alluminio o resina artificiale

Plastic clip for plinth diam. 28 mm.
Plate for Scilm plastic and aluminum plinth.





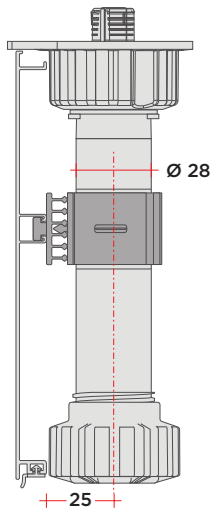

CODE	UNIT	DIMENSION	MIN ORDER QTY	PCS/BOX	BOX SIZES	WEIGHT	VOLUME
		H	NR	NR	L X B X H	KG	M³
GZR58-02	NR	-	700	700	BOX57PB 500X400X300	9,80	0,06

GZR58-03

Gancio zoccolo in resina artificiale
per piedini ø 28 mm.
Piastrina con fori per zoccolo in legno
fissaggio a vite

Plastic clip for plinth diam. 28 mm.
Plate for wooden plinth **screw type**





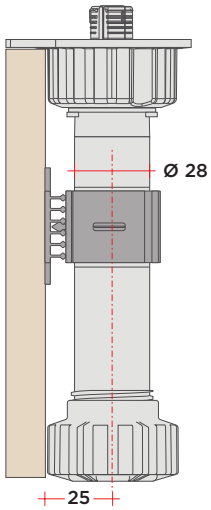

CODE	UNIT	DIMENSION	MIN ORDER QTY	PCS/BOX	BOX SIZES	WEIGHT	VOLUME
		H	NR	NR	L X B X H	KG	M³
GZR58-03	NR	-	700	700	BOX57PB 500X400X300	9,80	0,06

GZR54

Gancio zoccolo in resina artificiale
per piedini ø 28 mm

Plastic clip
for plinth diam. 28 mm

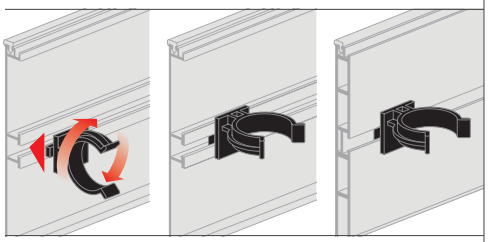



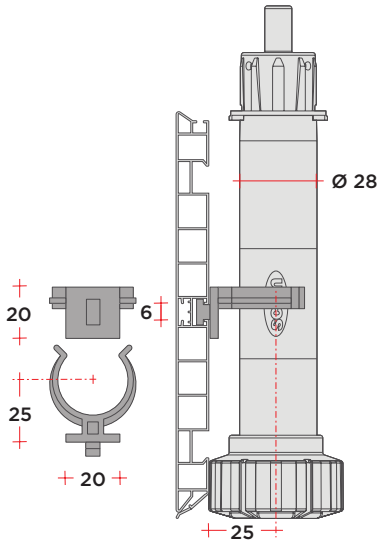

CODE	UNIT	DIMENSION	MIN ORDER QTY	PCS/BOX	BOX SIZES	WEIGHT	VOLUME
		H	NR	NR	L X B X H	KG	M³
GZR54	NR	-	1500	1500	BOX01PB 400X300X200	6,50	0,024

Il sistema zoccolo Scilm è stato concepito per essere perfettamente allineato con gli standard estetici e funzionali delle moderne cucine componibili, ed è disponibile in resina artificiale o in alluminio. Il design lineare ed essenziale di questo sistema si abbina agli accessori dalle linee tese e squadrate. Tra questi spicca il multicorner, geniale nella sua semplicità.

Zoccoli in resina artificiale
Gli zoccoli Scilm sono coestrusi in PVC esente piombo, e sono dotati di una particolare guarnizione inferiore opalina a semiscomparsa. Scilm fornisce gli zoccoli in diverse altezze ed offre una gamma di finiture che va dagli oltre mille decori melaminici, alle foglie di alluminio, al legno impiallacciato.

Zoccoli in alluminio
Gli zoccoli in alluminio estruso di Scilm dispongono di una guarnizione inferiore a semi-scomparsa. Disponibili in diverse altezze, gli zoccoli Scilm possono avere superficie liscia, mille righe o cento righe e vengono proposti in una vasta gamma di finiture, anodizzate o verniciate.

The Scilm plinth system is designed to perfectly match with the aesthetic standards and functional requirements of modern modular kitchens, and it is available in PVC or aluminum. The linear and essential design of this system, matches with the clean and square shapes of the accessories. Among these, the multi-corner stands out for its smart simplicity.

PVC plinth
Scilm plinths are made of co-extruded lead free PVC, and come with a special opaline half-hidden gasket. Scilm provides different heights plinths and offers a wide range of finishings, ranging from more than a thousand melamine decorations, to aluminum foil and veneered wood.

Aluminum plinth
The Scilm extruded aluminum plinth features a hidden bottom gasket. Available in different heights, Scilm plinths may be smooth, 100 lined or 1000 lined, and are provided in a wide range of finishing, anodized or painted.

ZOCCOLATURA
PLINTH



scilm®



Lo zoccolo coestruso in resina artificiale é dotato di una particolare guarnizione inferiore a semiscomparsa. Disponibile in diverse altezze può essere fornito con tutti i tipi di rivestimento del catalogo SCILM. Gli accessori sono stati concepiti con linee squadrate ed essenziali, ideali per abbinarsi con il design attuale dell'ambiente cucina, e presentano la particolarità di essere dotati di rivestimento bifacciale così da poter essere utilizzati indifferentemente in angoli interni o esterni.

The PVC plinth has a half-hidden gasket. Supplied in different heights, the new plinth can be foiled with all papers and aluminum foils actually availables on Scilm papers catalogue. The accessories, with small external radius, have been designed considering the actual tendence of the kitchens market. More, the accessories are foiled internally and externally, becoming of immediate use both for angles or corners.

ZOCCOLI IN RESINA ARTIFICIALE
PVC PLINTHS

OLTRE 1500 RIVESTIMENTI
MORE THAN 1500 COATINGS

Che si dividono in:
M decori melaminici
FA decori foglia alluminio
IG impiallacciati grezzi

Including:
M melamine coatings
FA aluminum coatings
IG veneered coatings



GUARNIZIONE INFERIORE A SEMISCOMPARSA
LOWER HALF-HIDDEN GASKET



MATERIALE 100% SENZA PIOMBO
100% LEAD-FREE MATERIALS

Da oltre quindici anni SCILM utilizza solo PVC SENZA PIOMBO.

From more than 15 years SCILM uses only LEAD-FREE PVC.





4600

h 80
h 100
h 110
h 120
h 130
h 140
h 150
h 170
h 180



decori melaminici
melamine coatings
PG 50



decori foglia alluminio
aluminum coatings
PG 54



impiallacciati grezzi
veneered coatings
PG 58



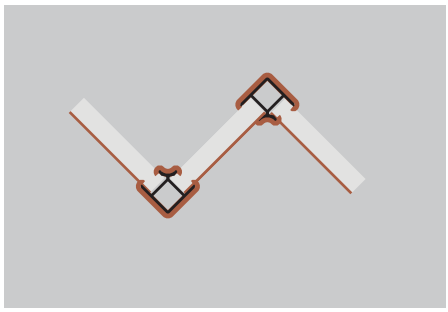

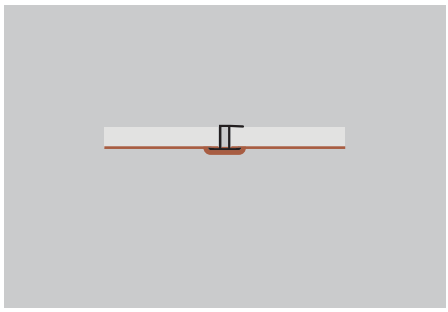

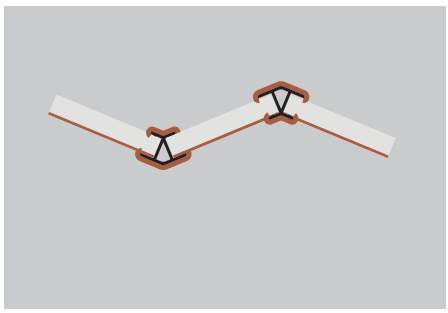



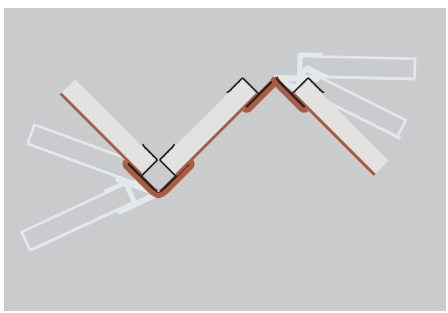





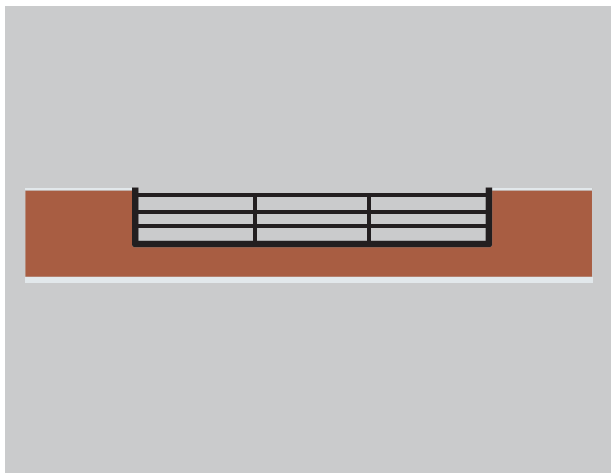

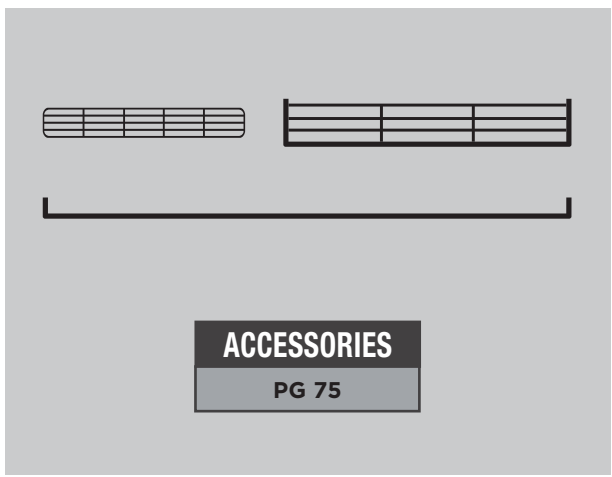

ACCESSORIES
PG 75

4600

RIVESTIMENTO DECORI MELAMINICI
MELAMINE COATINGS

Zoccolo in resina artificiale
con guarnizione opalina
a semiscomparsa.

PVC plinth
with half-hidden
opaline gasket.

M





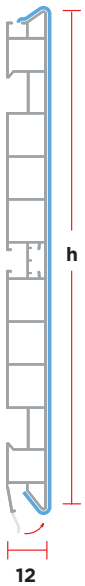

CODE	UNIT	DIMENSION		MIN ORDER QTY	PCS/BOX	BOX SIZES	WEIGHT	VOLUME
		H	L	ML	NR	L X B X H	KG	M³
R460008xxx01	ML	80	4000	520	10	BOX12 4050x145x110	16,70	0,065
R460010xxx01	ML	100	4000	200	10	BOX12 4050x145x110	17,50	0,065
R460011xxx01	ML	110	4000	520	10	BOX12A 4040x137x130	17,70	0,072
R460012xxx01	ML	120	4000	200	10	BOX12A 4040x137x130	18,70	0,072
R460013xxx01	ML	130	4000	520	10	BOX12 4050x145x110	16,80	0,065
R460014xxx01	ML	140	4000	520	10	BOX11 4050x175x115	20,10	0,082
R460015xxx01	ML	150	4000	200	10	BOX11 4050x175x115	22,30	0,082
R460017xxx01	ML	170	4000	520	10	BOX07 4050x110x205	30,60	0,091
R460018xxx01	ML	180	4000	200	8	BOX07 4050x110x205	33,60	0,091

4KC CURVO BENDED

Zoccolo curvo.
Disponibile per tutte le altezze.

Bended plinth.
Available for all plinth heights.

FATTIBILITÀ DA VERIFICARE IN BASE AL DISEGNO.
TO VERIFY ON DRAWING.

M



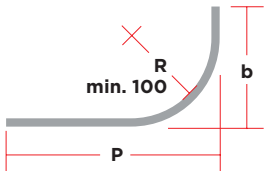

CODE	UNIT	DIMENSION		MIN ORDER QTY	PCS/BOX	BOX SIZES	WEIGHT	VOLUME
				NR	NR	L X B X H	KG	M³
-	NR	-	-	-	-	-	-	-

4KC SAGOMATO SHAPED

Zoccolo sagomato.
Disponibile per tutte le altezze.

Shaped plinth.
Available for all plinth heights.

FATTIBILITÀ DA VERIFICARE IN BASE AL DISEGNO.
TO VERIFY ON DRAWING.

M



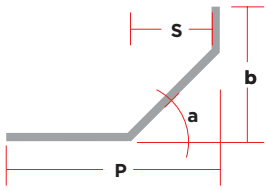

CODE	UNIT	DIMENSION		MIN ORDER QTY	PCS/BOX	BOX SIZES	WEIGHT	VOLUME
				NR	NR	L X B X H	KG	M³
-	NR	-	-	-	-	-	-	-

4KF SPEZZONE FRIGO REFRIGERATOR PLINTH

Spezzone zoccolo con nr. 1 Art. 991.
Disponibile per tutte le altezze.

Refrigerator plinth with nr. 1 Art. 991.
Available for all plinth heights.

M





Superficie di aerazione cm² 185,5
Surface aeration cm² 185,5

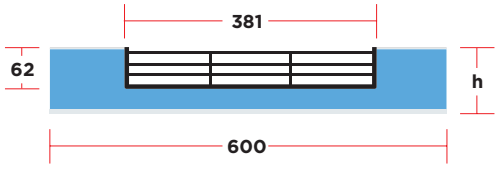

CODE	UNIT	DIMENSION		MIN ORDER QTY	PCS/BOX	BOX SIZES	WEIGHT	VOLUME
				NR	NR	L X B X H	KG	M³
4KFXXXXX01.13	NR	-	600	40	40	BOX88 620X420X230	40,00	0,060

426A

Terminale/angolare a 90° rivestito.

90° foiled corner.

M

CODE	UNIT	DIMENSION	MIN. ORD. QTY
		H	NR
426A-77xxxSF	NR	80	100
426A-97xxxSF	NR	100	100
426A-107xxxSF	NR	110	100
426A-117xxxSF	NR	120	100
426A-127xxxSF	NR	130	100
426A-137xxxSF	NR	140	100
426A-147xxxSF	NR	150	100
426A-167xxxSF	NR	170	100
426A-177xxxSF	NR	180	100



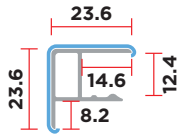

431

Giunzione lineare rivestita.

Foiled linear junction.

M

CODE	UNIT	DIMENSION	MIN. ORD. QTY
		H	NR
431-77-xxxSF	NR	80	100
431-97-xxxSF	NR	100	100
431-107-xxxSF	NR	110	100
431-117-xxxSF	NR	120	100
431-127-xxxSF	NR	130	100
431-137-xxxSF	NR	140	100
431-147-xxxSF	NR	150	100
431-167-xxxSF	NR	170	100
431-177-xxxSF	NR	180	100



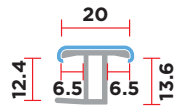

465A

Angolare a 135° rivestito.

135° foiled corner.

M

CODE	UNIT	DIMENSION	MIN. ORD. QTY
		H	NR
465A-77xxxSF	NR	80	100
465A-97xxxSF	NR	100	100
465A-107xxxSF	NR	110	100
465A-117xxxSF	NR	120	100
465A-127xxxSF	NR	130	100
465A-137xxxSF	NR	140	100
465A-147xxxSF	NR	150	100
465A-167xxxSF	NR	170	100
465A-177xxxSF	NR	180	100



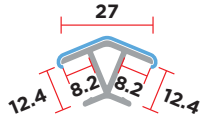

425C

Terminale/angolare a 90° rivestito **bifacciale**.

90° **two side** foiled corner.

M

CODE	UNIT	DIMENSION	MIN. ORD. QTY
		H	NR
425C-77xxxSF	NR	80	100
425C-97xxxSF	NR	100	100
425C-107xxxSF	NR	110	100
425C-117xxxSF	NR	120	100
425C-127xxxSF	NR	130	100
425C-137xxxSF	NR	140	100
425C-147xxxSF	NR	150	100
425C-167xxxSF	NR	170	100
425C-177xxxSF	NR	180	100



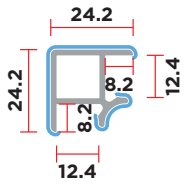



1356

Giunzione “multiangolo” in alluminio rivestita.

Foiled aluminum multicorner.

M

CODE	UNIT	DIMENSION	MIN. ORD. QTY
		H	NR
1356-080xxxSF	NR	80	100
1356-100xxxSF	NR	100	100
1356-110xxxSF	NR	110	100
1356-120xxxSF	NR	120	100
1356-130xxxSF	NR	130	100
1356-140xxxSF	NR	140	100
1356-150xxxSF	NR	150	100
1356-170xxxSF	NR	170	100
1356-180xxxSF	NR	180	100





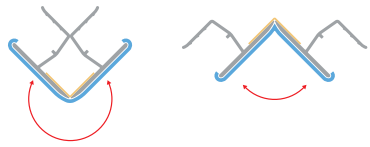



465C

Angolare a 135° rivestito **bifacciale**.

135° **two side** foiled corner.

M

CODE	UNIT	DIMENSION	MIN. ORD. QTY
		H	NR
465C-77xxxSF	NR	80	100
465C-97xxxSF	NR	100	100
465C-107xxxSF	NR	110	100
465C-117xxxSF	NR	120	100
465C-127xxxSF	NR	130	100
465C-137xxxSF	NR	140	100
465C-147xxxSF	NR	150	100
465C-167xxxSF	NR	170	100
465C-177xxxSF	NR	180	100



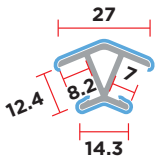



4600

RIVESTIMENTO FOGLIA ALLUMINIO
ALUMINUM COATINGS

Zoccolo in resina artificiale
con guarnizione opalina
a semiscomparsa.
Completo di film protettivo.

PVC plinth
with half-hidden opaline gasket.
Featuring protective film.

FA





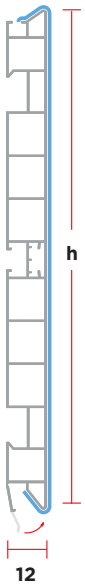

CODE	UNIT	DIMENSION		MIN ORDER QTY	PCS/BOX	BOX SIZES	WEIGHT	VOLUME
		H	L	ML	NR	L X B X H	KG	M³
R460008xxx01F	ML	80	4000	520	10	BOX12 4050x145x110	16,70	0,065
R460010xxx01F	ML	100	4000	200	10	BOX12 4050x145x110	17,50	0,065
R460011xxx01F	ML	110	4000	520	10	BOX12A 4040x137x130	17,70	0,072
R460012xxx01F	ML	120	4000	200	10	BOX12A 4040x137x130	18,70	0,072
R460013xxx01F	ML	130	4000	520	10	BOX12 4050x145x110	16,80	0,065
R460014xxx01F	ML	140	4000	520	10	BOX11 4050x175x115	20,10	0,082
R460015xxx01F	ML	150	4000	200	10	BOX11 4050x175x115	22,30	0,082
R460017xxx01F	ML	170	4000	520	10	BOX07 4050x110x205	30,60	0,091
R460018xxx01F	ML	180	4000	200	8	BOX07 4050x110x205	33,60	0,091

4KC CURVO BENDED

Zoccolo curvo.
Disponibile per tutte le altezze.

Bended plinth.
Available for all plinth heights.

FATTIBILITÀ DA VERIFICARE IN BASE AL DISEGNO.
TO VERIFY ON DRAWING.

FA



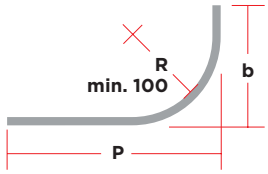

CODE	UNIT	DIMENSION		MIN ORDER QTY	PCS/BOX	BOX SIZES	WEIGHT	VOLUME
		H		NR	NR	L X B X H	KG	M³
-	NR	-	-	-	-	-	-	-

4KC SAGOMATO SHAPED

Zoccolo sagomato.
Disponibile per tutte le altezze.

Shaped plinth.
Available for all plinth heights.

FATTIBILITÀ DA VERIFICARE IN BASE AL DISEGNO.
TO VERIFY ON DRAWING.

FA



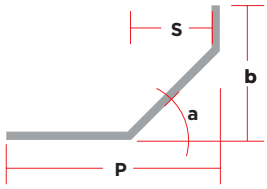

CODE	UNIT	DIMENSION		MIN ORDER QTY	PCS/BOX	BOX SIZES	WEIGHT	VOLUME
		H		NR	NR	L X B X H	KG	M³
-	NR	-	-	-	-	-	-	-

4KF SPEZZONE FRIGO
REFRIGERATOR PLINTH

Spezzone zoccolo con nr. 1 Art. 991.
Disponibile per tutte le altezze.

Refrigerator plinth with nr. 1 Art. 991.
Available for all plinth heights.

FA





Superficie di aerazione cm² 185,5
Surface aeration cm² 185,5

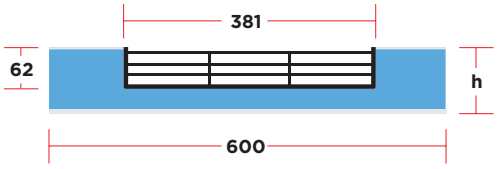

CODE	UNIT	DIMENSION		MIN ORDER QTY	PCS/BOX	BOX SIZES	WEIGHT	VOLUME
		H		NR	NR	L X B X H	KG	M³
4KFXXXXX01.13	NR	-	600	40	40	BOX88 620X420X230	40,00	0,060

426A

Terminale/angolare a 90° rivestito.

90° foiled corner.

FA

CODE	UNIT	DIMENSION	MIN. ORD. QTY
		H	NR
426A-77xxxSF	NR	80	100
426A-97xxxSF	NR	100	100
426A-107xxxSF	NR	110	100
426A-117xxxSF	NR	120	100
426A-127xxxSF	NR	130	100
426A-137xxxSF	NR	140	100
426A-147xxxSF	NR	150	100
426A-167xxxSF	NR	170	100
426A-177xxxSF	NR	180	100



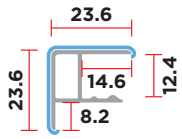

431

Giunzione lineare rivestita.

Foiled linear junction.

FA

CODE	UNIT	DIMENSION	MIN. ORD. QTY
		H	NR
431-77-xxxSF	NR	80	100
431-97-xxxSF	NR	100	100
431-107-xxxSF	NR	110	100
431-117-xxxSF	NR	120	100
431-127-xxxSF	NR	130	100
431-137-xxxSF	NR	140	100
431-147-xxxSF	NR	150	100
431-167-xxxSF	NR	170	100
431-177-xxxSF	NR	180	100



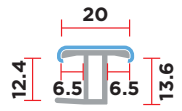

465A

Angolare a 135° rivestito.

135° foiled corner.

FA

CODE	UNIT	DIMENSION	MIN. ORD. QTY
		H	NR
465A-77xxxSF	NR	80	100
465A-97xxxSF	NR	100	100
465A-107xxxSF	NR	110	100
465A-117xxxSF	NR	120	100
465A-127xxxSF	NR	130	100
465A-137xxxSF	NR	140	100
465A-147xxxSF	NR	150	100
465A-167xxxSF	NR	170	100
465A-177xxxSF	NR	180	100



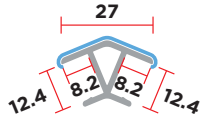

425C

Terminale/angolare a 90° rivestito **bifacciale**.

90° **two side** foiled corner.

FA

CODE	UNIT	DIMENSION	MIN. ORD. QTY
		H	NR
425C-77xxxSF	NR	80	100
425C-97xxxSF	NR	100	100
425C-107xxxSF	NR	110	100
425C-117xxxSF	NR	120	100
425C-127xxxSF	NR	130	100
425C-137xxxSF	NR	140	100
425C-147xxxSF	NR	150	100
425C-167xxxSF	NR	170	100
425C-177xxxSF	NR	180	100



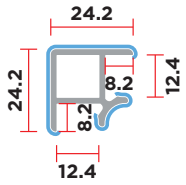



1356

Giunzione “multiangolo” in alluminio rivestita.

Foiled aluminum multicorner.

FA

CODE	UNIT	DIMENSION	MIN. ORD. QTY
		H	NR
1356-080xxxSF	NR	80	100
1356-100xxxSF	NR	100	100
1356-110xxxSF	NR	110	100
1356-120xxxSF	NR	120	100
1356-130xxxSF	NR	130	100
1356-140xxxSF	NR	140	100
1356-150xxxSF	NR	150	100
1356-170xxxSF	NR	170	100
1356-180xxxSF	NR	180	100



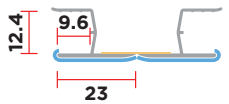

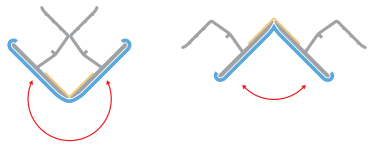



465C

Angolare a 135° rivestito **bifacciale**.

135° **two side** foiled corner.

FA

CODE	UNIT	DIMENSION	MIN. ORD. QTY
		H	NR
465C-77xxxSF	NR	80	100
465C-97xxxSF	NR	100	100
465C-107xxxSF	NR	110	100
465C-117xxxSF	NR	120	100
465C-127xxxSF	NR	130	100
465C-137xxxSF	NR	140	100
465C-147xxxSF	NR	150	100
465C-167xxxSF	NR	170	100
465C-177xxxSF	NR	180	100



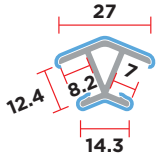



4600
IMPIALLACCIATI GREZZI
VENEERED COATINGS

Zoccolo in resina artificiale
con guarnizione opalina
a semiscomparsa.
Lo zoccolo impiallacciato
viene fornito solo
con essenze di legno grezze.
Gli accessori vengono forniti in barre.

PVC plinth
with half-hidden opaline gasket.
The veneered plinth is provided
only with raw wood essences.
Accessories are provided in bars.

IG





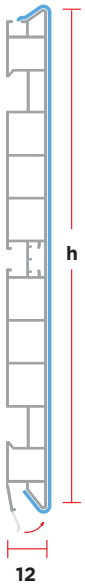

CODE	UNIT	DIMENSION		MIN ORDER QTY	PCS/BOX	BOX SIZES	WEIGHT	VOLUME
		H	L	ML	NR	L X B X H	KG	M³
460008xxx01	ML	80	4000	520	10	BOX12 4050x145x110	16,70	0,065
460010xxx01	ML	100	4000	320	10	BOX12 4050x145x110	17,50	0,065
460011xxx01	ML	110	4000	520	10	BOX12A 4040x137x130	17,70	0,072
460012xxx01	ML	120	4000	320	10	BOX12A 4040x137x130	18,70	0,072
460013xxx01	ML	130	4000	520	10	BOX12 4050x145x110	16,80	0,065
460014xxx01	ML	140	4000	520	10	BOX11 4050x175x115	20,10	0,082
460015xxx01	ML	150	4000	320	10	BOX11 4050x175x115	22,30	0,082
460017xxx01	ML	170	4000	520	10	BOX07 4050x110x205	30,60	0,091
460018xxx01	ML	180	4000	320	8	BOX07 4050x110x205	33,60	0,091

R426A

Terminale/angolare a 90° rivestito impiallacciato grezzo.

90° foiled corner.

IG



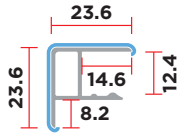

CODE	UNIT	DIMENSION		MIN ORDER QTY	PCS/BOX	BOX SIZES	WEIGHT	VOLUME
		H	L	ML	NR	L X B X H	KG	M³
R426A-xxx	ML	-	3000	90	30	BOX06C 3080x80x205	6,30	0,069

R431

Giunzione lineare rivestita impiallacciato grezzo.

Foiled linear junction profile.

IG



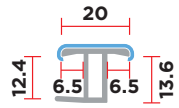

CODE	UNIT	DIMENSION		MIN ORDER QTY	PCS/BOX	BOX SIZES	WEIGHT	VOLUME
		H	L	ML	NR	L X B X H	KG	M³
R431-xxx	ML	-	3000	90	30	BOX06C 3080x80x205	7,10	0,069

R465A

Angolare a 135° rivestito impiallacciato grezzo.

135° foiled corner.

IG



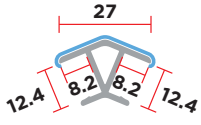

CODE	UNIT	DIMENSION		MIN ORDER QTY	PCS/BOX	BOX SIZES	WEIGHT	VOLUME
		H	L	ML	NR	L X B X H	KG	M³
R465A-xxx	ML	-	3000	90	30	BOX06C 3080x80x205	6,10	0,069

R425C

Terminale/angolare a 90°
rivestito impiallacciato grezzo **bifacciale**.

90° **two side** foiled corner.

IG



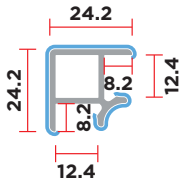

CODE	UNIT	DIMENSION		MIN ORDER QTY	PCS/BOX	BOX SIZES	WEIGHT	VOLUME
		H	L	ML	NR	L X B X H	KG	M³
R425C-xxx	ML	-	3000	90	30	BOX06C 3080x80x205	6,50	0,069

R1356

Giunzione “multiangolo” in alluminio
impiallacciato grezzo.

Foiled aluminum multicorner.

IG



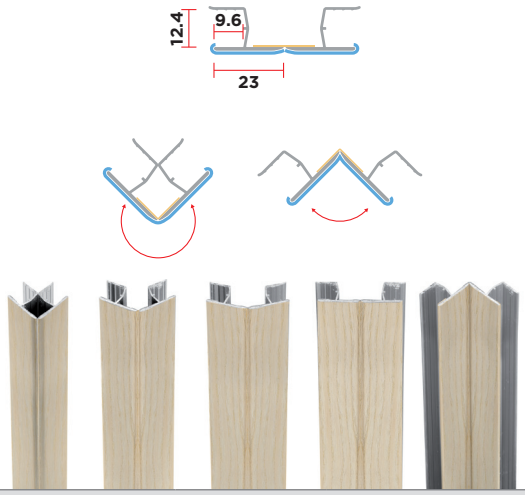

CODE	UNIT	DIMENSION		MIN ORDER QTY	PCS/BOX	BOX SIZES	WEIGHT	VOLUME
		H	L	ML	NR	L X B X H	KG	M³
R1356MxxxL39	ML	-	3900	90	30	BOX06 4040x80x205	8,90	0,066

R465C

Angolare a 135°
impiallacciato grezzo **bifacciale**.

135° **two side** foiled corner.

IG



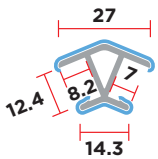

CODE	UNIT	DIMENSION		MIN ORDER QTY	PCS/BOX	BOX SIZES	WEIGHT	VOLUME
		H	L	ML	NR	L X B X H	KG	M³
R465C-xxx	ML	-	3000	90	30	BOX06C 3080x80x205	6,10	0,069

scilm®



Zoccolo in alluminio estruso dotato di una guarnizione inferiore a semiscomparsa. Disponibile in diverse altezze e tipologie: liscio, centorighe e millerighe.

Extruded aluminum plinth with hidden bottom gasket. Available in different heights, finish and types: smooth, 100 lined, 1000 lined.

ZOCCOLI IN ALLUMINIO
ALUMINUM PLINTH

TRE TIPOLGIE DI PROFILI
THREE KINDS OF PROFILES

- liscio
- centorighe
- millerighe

Finiture disponibili:
A alluminio
V verniciati

- smooth
- 100 lined
- 1000 lined

Available finishings:
A aluminum
V varnished



GUARNIZIONE INFERIORE A SEMISCOMPARSA
BOTTOM HALF-HIDDEN GASKET



COMPOSIZIONE ALLUMINIO LEGA PRIMARIA 6060
ALUMINUM COMPOSITION: 6060 PRIMARY ALLOY

Prodotti da estrusione di Lega EN-AW 6060-T5, UNI EN 755-2. Guarnizioni in compound morbido durezza 75 ± 3 Shore secondo ISO 868.

Produced by extrusion of alloy EN AW-6060-T5, UNI EN 755-2. Soft compound Gaskets - hardness 75 ± 3 Shore complies to ISO 868.





LISCIO - SMOOTH



R4072

h 60
h 80
h 100
h 110
h 120
h 130
h 140
h 150
h 180

PG 66

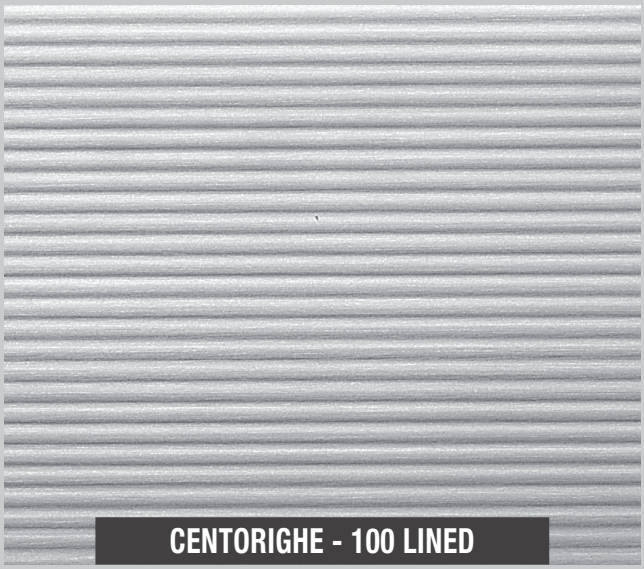

CENTORIGHE - 100 LINED



R4075

h 100
h 120
h 140
h 150

PG 68

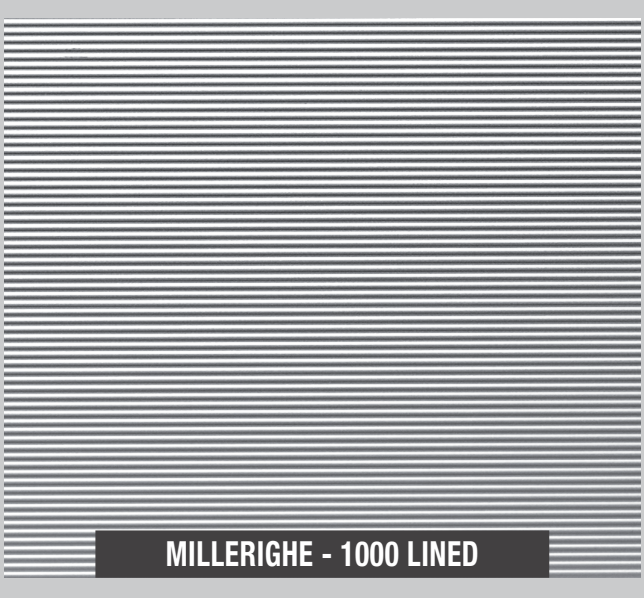

MILLERIGHE - 1000 LINED



R4080

h 100
h 120
h 150
h 170
h 250

PG 70

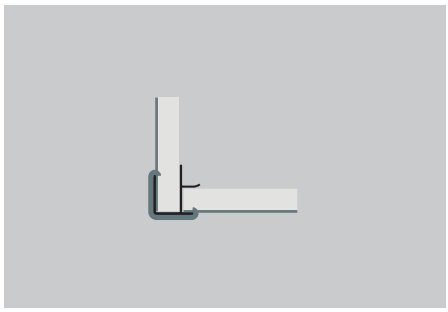



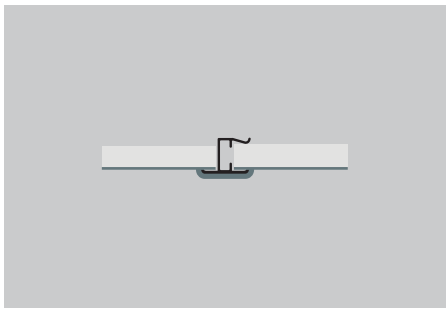



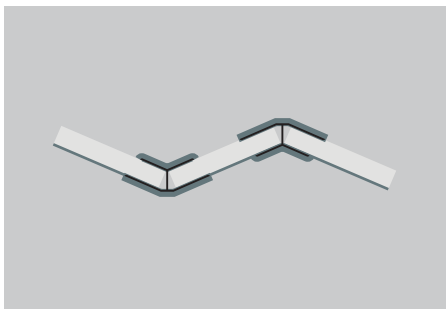

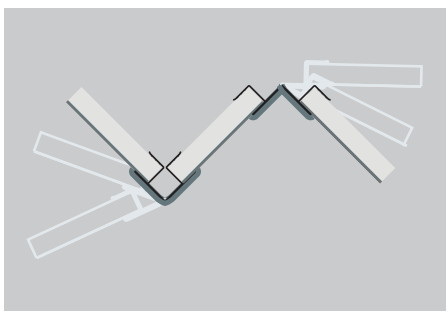



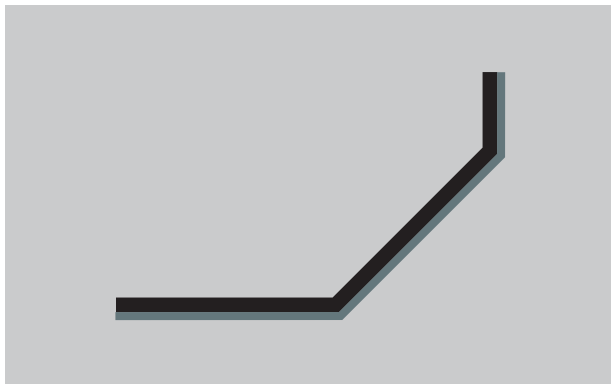

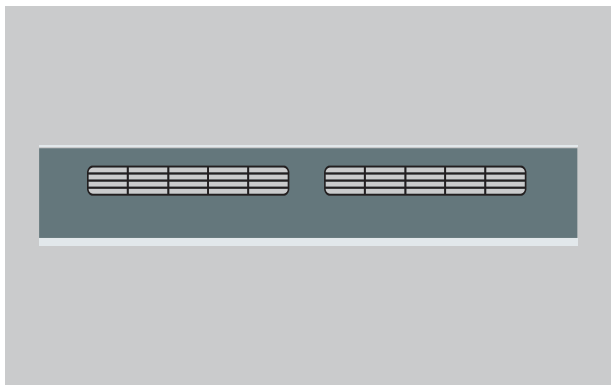



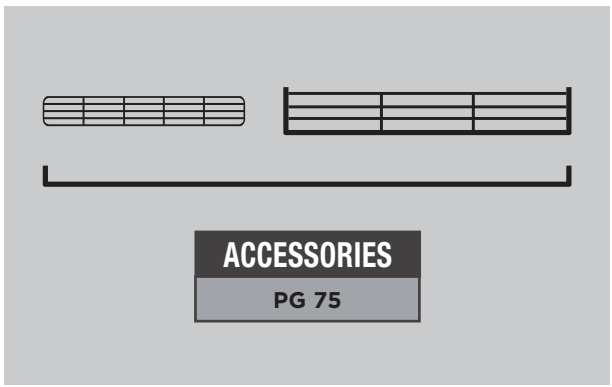

ACCESSORIES
PG 75

R4072

Zoccolo in alluminio **liscio**
con guarnizione opalina
a semiscomparsa.
Completo di film protettivo.

Smooth aluminum plinth
with half-hidden opaline gasket.
Featuring protective film.

A V



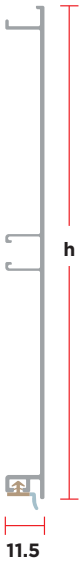



CODE	UNIT	DIMENSION		MIN ORDER QTY	PCS/BOX	BOX SIZES		WEIGHT	VOLUME
		H	L	ML	NR	L X B X H		KG	M³
R4072Bxxx01UF	ML	60	4100	82	20	BOX15	4250x140x90	15,90	0,055
R4072Dxxx01UF	ML	80	4100	82	10	BOX10	4250x90x120	16,90	0,046
R4072Gxxx01UF	ML	100	4100	82	10	BOX10	4250x90x120	17,90	0,046
R4070Ixxx01UF	ML	110	4100	615	10	BOX15	4250x140x90	18,90	0,055
R4072Mxxx01UF	ML	120	4100	82	10	BOX15	4250x140x90	19,90	0,055
R4072Oxxx01UF	ML	130	4100	615	10	BOX13	4250x170x90	20,90	0,065
R4070Pxxx01UF	ML	140	4100	615	10	BOX13	4250x170x90	21,90	0,065
R4072Qxxx01UF	ML	150	4100	82	10	BOX13	4250x170x90	22,90	0,065
R4070Txxx01UF	ML	180	4100	82	10	BOX146	4250x205x80	23,90	0,069

4KC CURVO BENDED

Spezzone curvo.
Disponibile per tutte le altezze.

Bended plinth.
Available for all plinth heights.

FATTIBILITÀ DA VERIFICARE
IN BASE AL DISEGNO
TO VERIFY ON DRAWING

A V



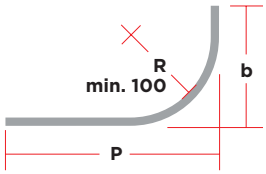

CODE	UNIT	DIMENSION		MIN ORDER QTY	PCS/BOX	BOX SIZES	WEIGHT	VOLUME
		H	L	NR	NR	L X B X H	KG	M³
-	NR	-	-	-	-	-	-	-

4KC SAGOMATO SHAPED

Spezzone sagomato.
Disponibile per tutte le altezze.

Shaped plinth.
Available for all plinth heights.

FATTIBILITÀ DA VERIFICARE
IN BASE AL DISEGNO
TO VERIFY ON DRAWING

A V



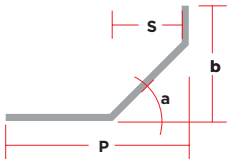

CODE	UNIT	DIMENSION		MIN ORDER QTY	PCS/BOX	BOX SIZES	WEIGHT	VOLUME
		H	L	NR	NR	L X B X H	KG	M³
-	NR	-	-	-	-	-	-	-

MOD. 03 SPEZZONE FRIGO REFRIGERATOR PLINTH

Spezzone zoccolo con n. 2 griglie art. 91.
Disponibile per tutte le altezze.

Refrigerator plinth with n. 2 grills art. 91.
Available for all plinth heights.

A V



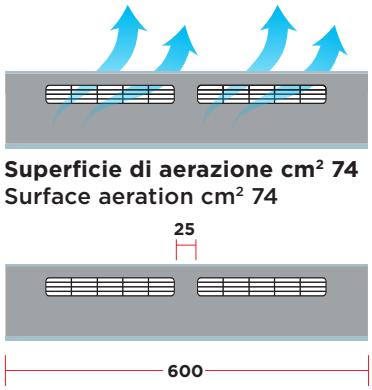

Superficie di aerazione cm² 74
Surface aeration cm² 74

CODE	UNIT	DIMENSION		MIN ORDER QTY	PCS/BOX	BOX SIZES	WEIGHT	VOLUME
		H	L	NR	NR	L X B X H	KG	M³
4UFXXXXX01.03	NR	-	600	15	15	BOX88 620X420X230	40,00	0,060

MOD. 10 SPEZZONE FRIGO REFRIGERATOR PLINTH

Spezzone zoccolo
con n. 2 righe di fresatura.
Disponibile per tutte le altezze.

Refrigerator plinth with n. 2 lines milling.
Available for all plinth heights.

A V



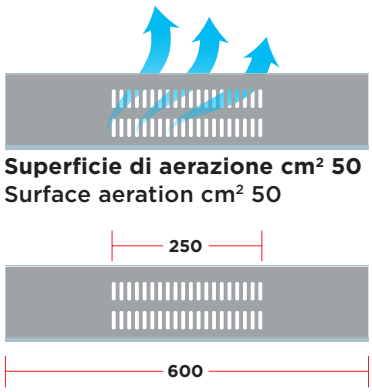

Superficie di aerazione cm² 50
Surface aeration cm² 50

CODE	UNIT	DIMENSION		MIN ORDER QTY	PCS/BOX	BOX SIZES	WEIGHT	VOLUME
		H	L	NR	NR	L X B X H	KG	M³
4UFXXXXX01.10	NR	-	600	15	15	BOX88 620X420X230	40,00	0,060

R4075

Zoccolo in alluminio **centorighe** con guarnizione opalina a semiscomparsa.
Completo di film protettivo.

100 lined aluminum plinth with half-hidden opaline gasket.
Featuring protective film.

A V



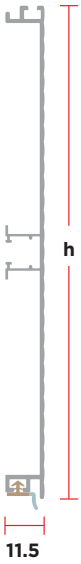



CODE	UNIT	DIMENSION		MIN ORDER QTY	PCS/BOX	BOX SIZES		WEIGHT	VOLUME
		H	L	ML	NR	L X B X H		KG	M³
R4075Gxxx01UF	ML	100	4100	615	10	BOX10	4250x90x120	23,50	0,046
R4075Mxxx01UF	ML	120	4100	615	10	BOX15	4250x140x90	18,90	0,055
R4075Pxxx01UF	ML	140	4100	615	10	BOX13	4250x170x90	20,90	0,065
R4075Qxxx01UF	ML	150	4100	615	10	BOX13	4250x170x90	20,90	0,065

4KC CURVO BENDED

Spezzone curvo.
Disponibile per tutte le altezze.

Bended plinth.
Available for all plinth heights.

FATTIBILITÀ DA VERIFICARE
IN BASE AL DISEGNO
TO VERIFY ON DRAWING

A V



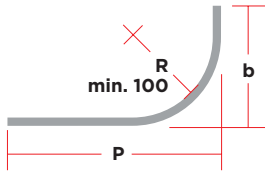

CODE	UNIT	DIMENSION		MIN ORDER QTY	PCS/BOX	BOX SIZES	WEIGHT	VOLUME
		H	L	NR	NR	L X B X H	KG	M³
-	NR	-	-	-	-	-	-	-

4KC SAGOMATO SHAPED

Spezzone sagomato.
Disponibile per tutte le altezze.

Shaped plinth.
Available for all plinth heights.

FATTIBILITÀ DA VERIFICARE
IN BASE AL DISEGNO
TO VERIFY ON DRAWING

A V



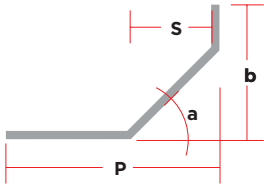

CODE	UNIT	DIMENSION		MIN ORDER QTY	PCS/BOX	BOX SIZES	WEIGHT	VOLUME
		H	L	NR	NR	L X B X H	KG	M³
-	NR	-	-	-	-	-	-	-

MOD. 03 SPEZZONE FRIGO
REFRIGERATOR PLINTH

Spezzone zoccolo con n. 2 griglie art. 91.
Disponibile per tutte le altezze.

Refrigerator plinth with n. 2 grills art. 91.
Available for all plinth heights.

A V



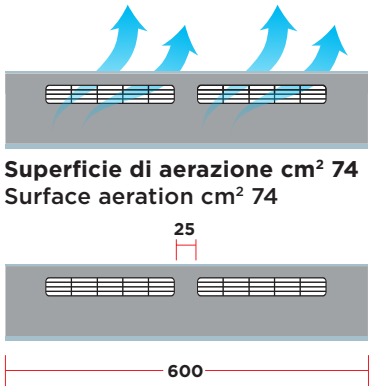

Superficie di aerazione cm² 74
Surface aeration cm² 74

CODE	UNIT	DIMENSION		MIN ORDER QTY	PCS/BOX	BOX SIZES	WEIGHT	VOLUME
		H	L	NR	NR	L X B X H	KG	M³
4UFXXXXX01.03	NR	-	600	15	15	BOX88 620X420X230	40,00	0,060

MOD. 10 SPEZZONE FRIGO
REFRIGERATOR PLINTH

Spezzone zoccolo
con n. 2 righe di fresatura.
Disponibile per tutte le altezze.

Refrigerator plinth with n. 2 lines milling.
Available for all plinth heights.

A V



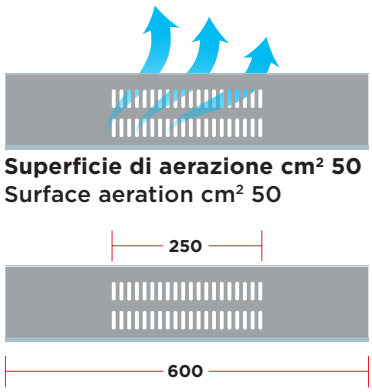

Superficie di aerazione cm² 50
Surface aeration cm² 50

CODE	UNIT	DIMENSION		MIN ORDER QTY	PCS/BOX	BOX SIZES	WEIGHT	VOLUME
		H	L	NR	NR	L X B X H	KG	M³
4UFXXXXX01.10	NR	-	600	15	15	BOX88 620X420X230	40,00	0,060

R4080

Zoccolo in alluminio **millerighe** con guarnizione opalina a semiscomparsa.
Completo di film protettivo.

1000 lined aluminum plinth with half-hidden opaline gasket.
Featuring protective film.

A V







CODE	UNIT	DIMENSION		MIN ORDER QTY	PCS/BOX	BOX SIZES	WEIGHT	VOLUME
		H	L	ML	NR	L X B X H	KG	M³
R4080Gxxx01UF	ML	100	4100	738	10	BOX10 4250x90x120	23,50	0,046
R4080Mxxx01UF	ML	120	4100	615	10	BOX15 4250x140x90	24,50	0,055
R4080Qxxx01UF	ML	150	4100	82	10	BOX13 4250x170x90	28,70	0,065
R4080Wxxx01Z	ML	250	3900	312	8	BOX07 4050x110x205	60,00	0,091

4KC CURVO BENDED

Spezzone curvo.
Disponibile per tutte le altezze.

Bended plinth.
Available for all plinth heights.

FATTIBILITÀ DA VERIFICARE
IN BASE AL DISEGNO
TO VERIFY ON DRAWING

A V



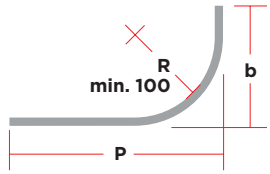

CODE	UNIT	DIMENSION		MIN ORDER QTY	PCS/BOX	BOX SIZES	WEIGHT	VOLUME
		H	L	NR	NR	L X B X H	KG	M³
-	NR	-	-	-	-	-	-	-

4KC SAGOMATO SHAPED

Spezzone sagomato.
Disponibile per tutte le altezze.

Shaped plinth.
Available for all plinth heights.

FATTIBILITÀ DA VERIFICARE
IN BASE AL DISEGNO
TO VERIFY ON DRAWING

A V



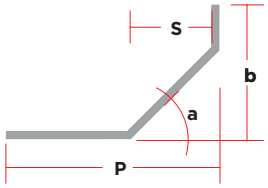

CODE	UNIT	DIMENSION		MIN ORDER QTY	PCS/BOX	BOX SIZES	WEIGHT	VOLUME
		H	L	NR	NR	L X B X H	KG	M³
-	NR	-	-	-	-	-	-	-

MOD. 03 SPEZZONE FRIGO REFRIGERATOR PLINTH

Spezzone zoccolo con n. 2 griglie art. 91.
Disponibile per tutte le altezze.

Refrigerator plinth with n. 2 grills art. 91.
Available for all plinth heights.

A V



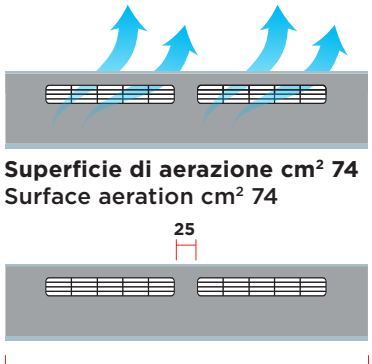

CODE	UNIT	DIMENSION		MIN ORDER QTY	PCS/BOX	BOX SIZES	WEIGHT	VOLUME
		H	L	NR	NR	L X B X H	KG	M³
4UFXXXXX01.03	NR	-	600	15	15	BOX88 620X420X230	40,00	0,060

MOD. 10 SPEZZONE FRIGO REFRIGERATOR PLINTH

Spezzone zoccolo
con n. 2 righe di fresatura.
Disponibile per tutte le altezze.

Refrigerator plinth with n. 2 lines milling.
Available for all plinth heights.

A V



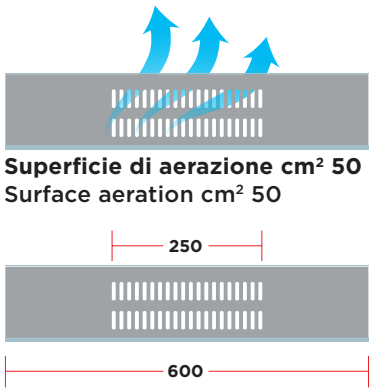

CODE	UNIT	DIMENSION		MIN ORDER QTY	PCS/BOX	BOX SIZES	WEIGHT	VOLUME
		H	L	NR	NR	L X B X H	KG	M³
4UFXXXXX01.10	NR	-	600	15	15	BOX88 620X420X230	40,00	0,060

1353

Angolare a 90°.

90° aluminum corner.

A V

CODE	UNIT	DIMENSION H	MIN. ORD. QTY NR
1353xxx/SF22	NR	60	100
1353xxx/SF24	NR	80	100
1353xxx/SF01	NR	100	100
1353xxx/SF02	NR	110	100
1353xxx/SF03	NR	120	100
1353xxx/SF04	NR	130	100
1353xxx/SF05	NR	140	100
1353xxx/SF06	NR	150	100
1353xxx/SF09	NR	180	100
1353xxx/SF29	NR	250	100



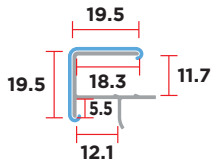

1300

Terminale/finale.

End cap.

A V

CODE	UNIT	DIMENSION H	MIN. ORD. QTY NR
1300-55xxxSF	NR	60	100
1300-75xxxSF	NR	80	100
1300-95xxxSF	NR	100	100
1300-105xxxSF	NR	110	100
1300-115xxxSF	NR	120	100
1300-125xxxSF	NR	130	100
1300-135xxxSF	NR	140	100
1300-145xxxSF	NR	150	100
1300-175xxxSF	NR	180	100
1300-245xxxSF	NR	250	100



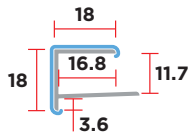

1320

Giunzione lineare.

Linear junction.

A V

CODE	UNIT	DIMENSION H	MIN. ORD. QTY NR
1320-55xxxSF	NR	60	100
1320-75xxxSF	NR	80	100
1320-95xxxSF	NR	100	100
1320-105xxxSF	NR	110	100
1320-115xxxSF	NR	120	100
1320-125xxxSF	NR	130	100
1320-135xxxSF	NR	140	100
1320-145xxxSF	NR	150	100
1320-175xxxSF	NR	180	100
1320-245xxxSF	NR	250	100



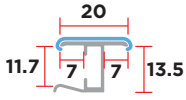

1400

Angolare a 135°.

135° corner.

A V

CODE	UNIT	DIMENSION H	MIN. ORD. QTY NR
1400-55xxxSF	NR	60	100
1400-75xxxSF	NR	80	100
1400-95xxxSF	NR	100	100
1400-105xxxSF	NR	110	100
1400-115xxxSF	NR	120	100
1400-125xxxSF	NR	130	100
1400-135xxxSF	NR	140	100
1400-145xxxSF	NR	150	100
1400-175xxxSF	NR	180	100
1400-245xxxSF	NR	250	100



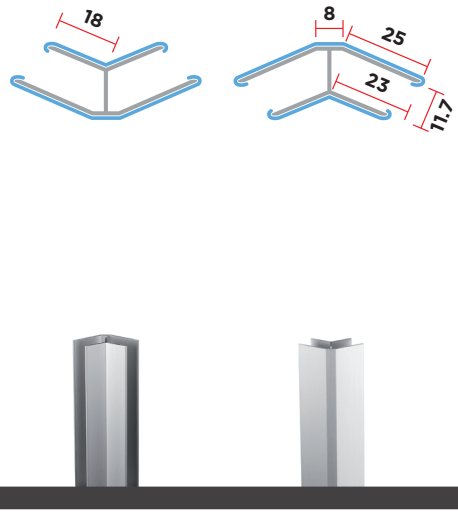

1354

Giunzione “multiangolo”.

Multicorner.

A V

CODE	UNIT	DIMENSION H	MIN. ORD. QTY NR
1354-060xxxSF	NR	60	100
1354-080xxxSF	NR	80	100
1354-100xxxSF	NR	100	100
1354-110xxxSF	NR	110	100
1354-120xxxSF	NR	120	100
1354-130xxxSF	NR	130	100
1354-140xxxSF	NR	140	100
1354-150xxxSF	NR	150	100
1354-180xxxSF	NR	180	100
1354-250xxxSF	NR	250	100



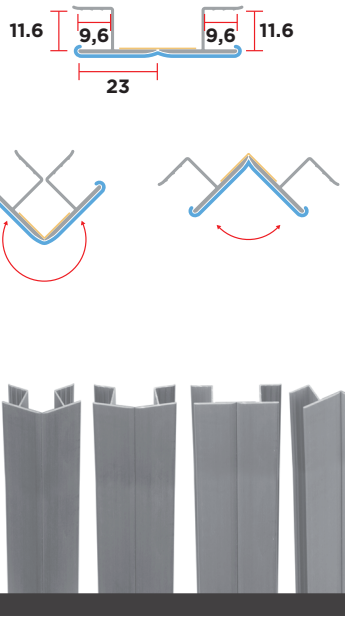

1355

Terminale-finale con guarnizione
per protezione fianco mobile.

End cap with gasket
for cabinet sides' protection.

A V

CODE	UNIT	DIMENSION H	MIN. ORD. QTY NR
1355xxx/SF10	NR	60	100
1355xxx/SF24	NR	80	100
1355xxx/SF01	NR	100	100
1355xxx/SF02	NR	110	100
1355xxx/SF03	NR	120	100
1355xxx/SF04	NR	130	100
1355xxx/SF05	NR	140	100
1355xxx/SF06	NR	150	100
1355xxx/SF09	NR	180	100
1355xxx/SF29	NR	250	100



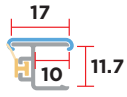

GR91

Griglia di aerazione.
Superficie di aerazione cm² 37

Plastic grill.
Ventilation surface cm² 37

P



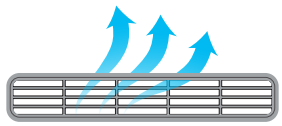

Superficie di aerazione cm² 37
Surface aeration cm² 37

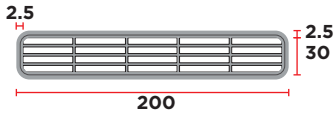

CODE	UNIT	DIMENSION		MIN ORDER QTY	PCS/BOX	BOX SIZES	WEIGHT	VOLUME
		H		NR	NR	L X B X H	KG	M³
GR91xxxxxxxxx	NR	30	200	500	500	BOX57PB 500X400X300	0,025	0,06

GR991

Griglia di aerazione.
Superficie di aerazione cm² 185,5

Plastic grill.
Ventilation surface cm² 185,5

P





Superficie di aerazione cm2 185,5
Surface aeration cm² 185,5

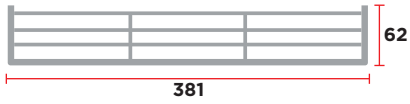

CODE	UNIT	DIMENSION		MIN ORDER QTY	PCS/BOX	BOX SIZES	WEIGHT	VOLUME
		H		NR	NR	L X B X H	KG	M³
GR991-xx	NR	65	392	125	125	BOX57PB 500X400X300	0,055	0,06

GR992

Abbassamento lavastoviglie.

Plastic profile
for washing machine plinth.

P



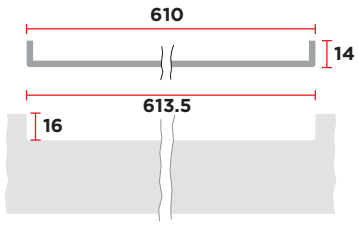

CODE	UNIT	DIMENSION		MIN ORDER QTY	PCS/BOX	BOX SIZES	WEIGHT	VOLUME
		H		NR	NR	L X B X H	KG	M³
GR992-xx	NR	20	625	250	250	BOX88 610X420X230	0,045	0,06

Le alzatine Scilm
sono composte da un profilo coestruso
accoppiato a un profilo di alluminio
o resina artificiale e sono disponibili
in un'ampia gamma di modelli.
Le alzatine possono essere fornite
con accessori a 90° e a 45°
e sono dotate di una guarnizione
in PVC morbido che si adatta
al piano del mobile ed alla parete,
evitando infiltrazioni.
Queste guarnizioni vengono sottoposte
al **trattamento antibatterico**
Bioshield, rendendole idonee
al contatto col cibo.
Le alzatine Scilm in alluminio o PVC
sono altamente personalizzabili
grazie alla varietà di forme e finiture
proposte, tra cui anodizzazione,
verniciatura o rivestimento.

Scilm backsplashes
are composed of a co-extruded section,
coupled to an aluminum
or resin section, they are available
in a wide range of models.
The backsplashes can be supplied
with 90° and 45° accessories
and feature a soft PVC sealing profile
which adapts to the worktop
and to the wall, preventing seepages.
These gaskets are processed
with the **Bioshield antibacterial**
treatment, making them
suitable for contact with food.
The Scilm aluminum or PVC
backsplashes are highly customizable
with a range of shapes
and finishings, including:
anodizing, painting
or coating.

ALZATINE BACKSPLASHES



Pb

bioshield
SCILM
ANTI-BACTERIAL
PROGRAM



M3000
PG 80



M3030
PG 81



M3010
PG 82



M3500
PG 84



M3530
PG 85



M3510
PG 86



M3540
PG 88



M3545
PG 89

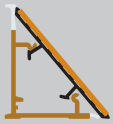

M3580
PG 91



R3600
PG 94



R3610
PG 96



R3620
PG 100



M3460

PG 102



M3800

PG 104

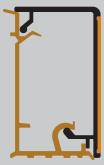

M3880

PG 106



M3900

PG 108

SCALA 1:2
SCALE 1:2

M3000

Composta da un profilo
in materiale plastico coestruso
da fissare al piano
e da un profilo di finitura
in **alluminio liscio**.
Guarnizioni colore opalino.
Elevata resistenza al calore e all'umidità.

It is composed
by a co-extruded profile,
to be fixed to the top,
and a **smooth aluminum** profile.
Opaline gaskets.
High resistance to heat and damp.

M A V

bioshield
SCILM
ANTI-BACTERIAL
PROGRAM



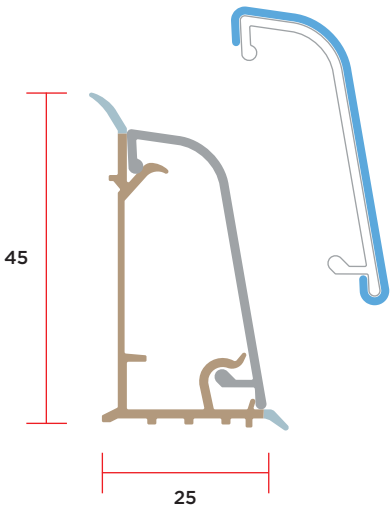

CODE	UNIT	DIMENSION		MIN ORDER QTY	PCS/BOX	BOX SIZES	WEIGHT	VOLUME
		B X H	L	ML	NR	L X B X H	KG	M^3
M3000xxx01000	ML	25x45	4000	100	25	BOX177 4050x120x205	39	0,099

M3030

Composta da un profilo
in materiale plastico coestruso
da fissare al piano
e da un profilo di finitura
in **alluminio millerighe**.
Guarnizioni colore opalino.
Elevata resistenza al calore e all'umidità.

It is composed
by a co-extruded profile,
to be fixed to the top,
and a **1000 lined aluminum** profile.
Opaline gaskets.
High resistance to heat and damp.

A

bioshield
SCILM
ANTI-BACTERIAL
PROGRAM



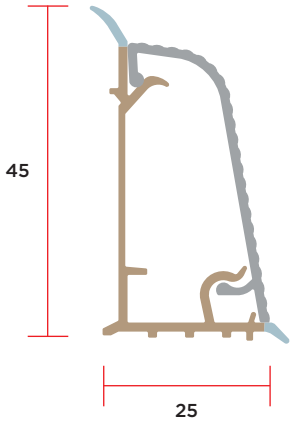

CODE	UNIT	DIMENSION		MIN ORDER QTY	PCS/BOX	BOX SIZES	WEIGHT	VOLUME
		B X H	L	ML	NR	L X B X H	KG	M^3
M3030xxx01000	ML	25x45	4000	100	25	BOX177 4050x120x205	45	0,099

M3010

Composta da un profilo
in materiale plastico coestruso
da fissare al piano
e da un profilo di finitura
in **materiale plastico**.
Guarnizioni colore opalino.

It is composed
by a co-extruded profile,
to be fixed to the top,
and a **plastic profile**.
Opaline gaskets.

M FA

bioshield
SCILM
ANTI-BACTERIAL
PROGRAM



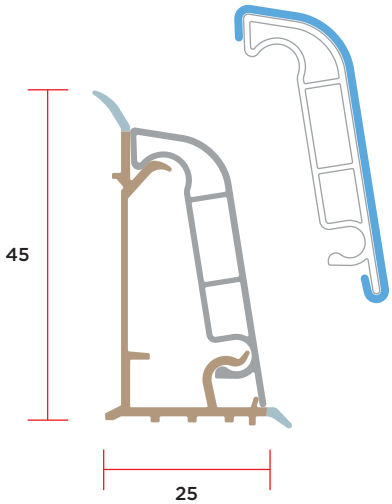

CODE	UNIT	DIMENSION		MIN ORDER QTY	PCS/BOX	BOX SIZES	WEIGHT	VOLUME
		B X H	L	ML	NR	L X B X H	KG	M^3
M3010xxx01000	ML	25x45	4000	1000	25	BOX177 4050x120x205	35,5	0,099

TA8081

Coppia terminale dx + sx

End cap right + end cap left

P



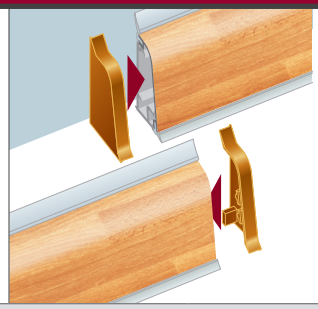

CODE	UNIT	DIMENSION		MIN ORDER QTY	PCS/BOX	BOX SIZES	WEIGHT	VOLUME
				NR	NR	L X B X H	KG	M³
TA8081DSxx000	CP	-	-	100	-	-	-	-

AA82

Angolare 90°

90° internal corner

P





CODE	UNIT	DIMENSION		MIN ORDER QTY	PCS/BOX	BOX SIZES	WEIGHT	VOLUME
				NR	NR	L X B X H	KG	M³
AA82xx0000000	NR	-	-	100	-	-	-	-

SA83

Spigolo 90°

90° external corner

P





CODE	UNIT	DIMENSION		MIN ORDER QTY	PCS/BOX	BOX SIZES	WEIGHT	VOLUME
				NR	NR	L X B X H	KG	M³
SA83xx0000000	NR	-	-	100	-	-	-	-

AA114

Angolare 135°

135° internal corner

P



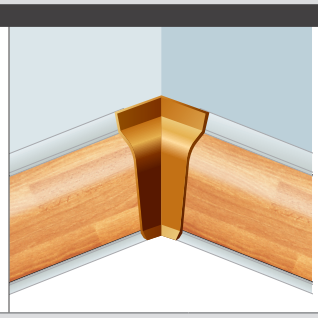

CODE	UNIT	DIMENSION		MIN ORDER QTY	PCS/BOX	BOX SIZES	WEIGHT	VOLUME
				NR	NR	L X B X H	KG	M³
AA114xx000000	NR	-	-	100	-	-	-	-

SA115

Spigolo 135°

135° external corner

P





CODE	UNIT	DIMENSION		MIN ORDER QTY	PCS/BOX	BOX SIZES	WEIGHT	VOLUME
				NR	NR	L X B X H	KG	M³
SA115xx000000	NR	-	-	100	-	-	-	-

M3500

Composta da un profilo in materiale plastico coestruso con guarnizioni opaline a semiscomparsa, da fissare al piano e da un profilo di finitura in **alluminio liscio**.
Elevata resistenza al calore e all'umidità.

It is composed by a co-extruded profile, with opaline half-hidden gaskets, to be fixed to the top, and a **smooth aluminum** profile.
High resistance to heat and damp.

M A V

bioshield
SCILM
ANTI-BACTERIAL
PROGRAM



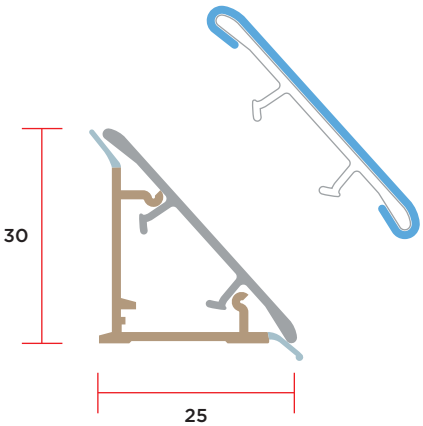

CODE	UNIT	DIMENSION		MIN ORDER QTY	PCS/BOX	BOX SIZES	WEIGHT	VOLUME
		B X H	L	ML	NR	L X B X H	KG	M^3
M3500xxx01	ML	25x30	4000	100	25	BOX06 4040x80x205	33,00	0,066

M3530

Composta da un profilo in materiale plastico coestruso con guarnizioni opaline a semiscomparsa, da fissare al piano e da un profilo di finitura in **alluminio millerighe**. Elevata resistenza al calore e all'umidità.

It is composed by a co-extruded profile, with opaline half-hidden gaskets, to be fixed to the top, and a **1000 lined aluminum profile**. High resistance to heat and damp.

A

bioshield
SCILM
ANTI-BACTERIAL
PROGRAM



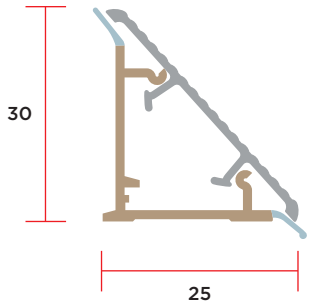

CODE	UNIT	DIMENSION		MIN ORDER QTY	PCS/BOX	BOX SIZES	WEIGHT	VOLUME
		B X H	L	ML	NR	L X B X H	KG	M^3
M3530xxx01	ML	25x30	4000	100	25	BOX06 4040x80x205	28,70	0,066

M3510

Composta da un profilo
in materiale plastico coestruso
da fissare al piano
e da un profilo di finitura
in **materiale plastico**.
Guarnizioni colore opalino.

It is composed
by a co-extruded profile,
to be fixed to the top,
and a **plastic profile**.
Opaline gaskets.

M FA

bioshield
SCILM
ANTI-BACTERIAL
PROGRAM



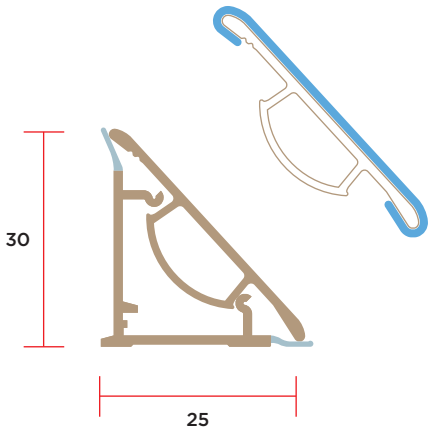

CODE	UNIT	DIMENSION		MIN ORDER QTY	PCS/BOX	BOX SIZES	WEIGHT	VOLUME
		B X H	L	ML	NR	L X B X H	KG	M^3
M3510xxx01	ML	25x30	4000	1000	25	BOX06 4040x80x205	25,32	0,066

CONF.140141

Confezione composta da:
1 coppia art. TA140
1 art. AA141

Set nr. 1 Cp. Art. 140 + Nr. 1 Art. 141

P



CODE	UNIT	DIMENSION		MIN ORDER QTY	PCS/BOX	BOX SIZES	WEIGHT	VOLUME
				NR	NR	L X B X H	KG	M³
CONF.140141xx	CF	-	-	500	500	BOX57PB 500x400x300	3,80	0,060

TA140

Coppia terminali dx/sx

End cap R +end cap L

P





CODE	UNIT	DIMENSION		MIN ORDER QTY	PCS/BOX	BOX SIZES	WEIGHT	VOLUME
				NR	NR	L X B X H	KG	M³
TA140xx	CP	-	-	100	-	-	-	-

AA141

Angolare 90°

90° internal corner

P





CODE	UNIT	DIMENSION		MIN ORDER QTY	PCS/BOX	BOX SIZES	WEIGHT	VOLUME
				NR	NR	L X B X H	KG	M³
AA141xx	NR	-	-	100	-	-	-	-

SA142

Spigolo 90°

90° external corner

P





CODE	UNIT	DIMENSION		MIN ORDER QTY	PCS/BOX	BOX SIZES	WEIGHT	VOLUME
				NR	NR	L X B X H	KG	M³
SA142xx	NR	-	-	100	-	-	-	-

M3540

Composta da un profilo
in materiale plastico coestruso
da fissare al piano
e da un profilo di finitura
in **alluminio pannellabile**.
Elevata resistenza al calore e all'umidità.

It is composed
by a co-extruded profile
to be fixed to the top,
and a **panelling aluminum profile**.
High resistance to heat and damp.

A

bioshield
SCILM
ANTI-BACTERIAL
PROGRAM



laminato h 34 mm
spessore fino a 1 mm
laminate h 34 mm
thickness up to 1 mm

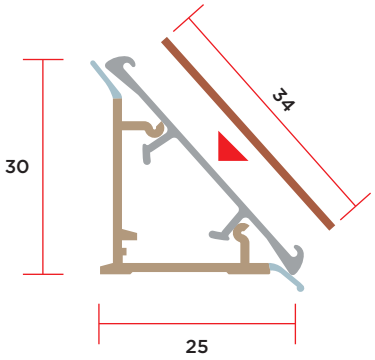

CODE	UNIT	DIMENSION		MIN ORDER QTY	PCS/BOX	BOX SIZES	WEIGHT	VOLUME
		B X H	L	ML	NR	L X B X H	KG	M^3
M3540xxx01	ML	25x30	4000	100	25	BOX06 4040x80x205	32,80	0,066

M3545

Composta da un profilo
in materiale plastico coestruso
da fissare al piano
e da un profilo di finitura **neutro**
in **materiale plastico pannellabile**.

It is composed
by a co-extruded profile
to be fixed to the top,
and a **panelling plastic profile**

bioshield
SCILM
ANTI-BACTERIAL
PROGRAM



laminato h 34 mm
spessore fino a 1 mm
laminate h 34 mm
thickness up to 1 mm

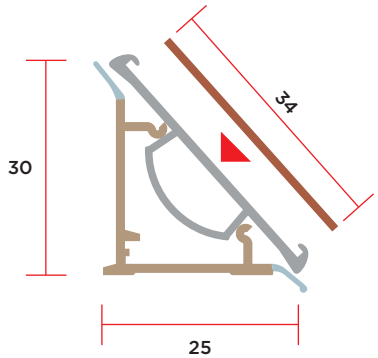

CODE	UNIT	DIMENSION		MIN ORDER QTY	PCS/BOX	BOX SIZES	WEIGHT	VOLUME
		B X H	L	ML	NR	L X B X H	KG	M^3
M3545-xx-01	ML	25x30	4000	1000	25	BOX06 4040x80x205	25,70	0,066

CF3540-XX/1

Confezione per alzatina 3540 e 3545 composta da:
1 coppia art. 140B + 1 art. AA141

Set for art. 3540 And 3545 consisting in:
Nr. 1 Cp. Art. 140b + nr. 1 Art. 141

P



CODE	UNIT	DIMENSION		MIN ORDER QTY	PCS/BOX	BOX SIZES	WEIGHT	VOLUME
				NR	NR	L X B X H	KG	M³
CF3540-xx/1	CF	-	-	500	500	BOX57PB 500x400x300	3,80	0,060

TA140B

Coppia terminali Dx/Sx

End cap R +end cap L

P





CODE	UNIT	DIMENSION		MIN ORDER QTY	PCS/BOX	BOX SIZES	WEIGHT	VOLUME
				NR	NR	L X B X H	KG	M³
TA140Bxx	CP	-	-	100	-	-	-	-

AA141

Angolare 90°

90° internal corner

P





CODE	UNIT	DIMENSION		MIN ORDER QTY	PCS/BOX	BOX SIZES	WEIGHT	VOLUME
				NR	NR	L X B X H	KG	M³
AA141xx	NR	-	-	100	-	-	-	-

SA142

Spigolo 90°

90° external corner

P





CODE	UNIT	DIMENSION		MIN ORDER QTY	PCS/BOX	BOX SIZES	WEIGHT	VOLUME
				NR	NR	L X B X H	KG	M³
SA142xx	NR	-	-	100	-	-	-	-

ALZATINA CARTELLATA M3580
LAMINATED BACKSPLASH M3580



L'alzatina M3580 è composta da un supporto in pvc coestruso e da un profilo estetico fornito decorato con laminato **HPL**.
La particolare forma del profilo alluminio fa apparire l'alzatina come un tutt'uno con il piano cucina.
Le guarnizioni in materiale morbido di colore opalino sono dotate dell'esclusivo trattamento antibatterico Bioshield.
La loro particolare forma in abbinamento con il profilo in alluminio rende l'insieme armonico e privo di interstizi dove acqua e sporcizia possono depositarsi.
L'alzatina può essere fissata al piano sia con viti che con slilicone.

The backsplash M3580 is made by a co-extruded PVC support and **HPL** laminate decorated aesthetic profile.
The particular shape of the backsplash makes a flush combination with the countertop. The soft gasket are manufactured with Bhioshield antibacterial treatment.
The particular shape, in combination with the aluminum profile, create an harmonious ensemble allowing no spaces for water and dirt to settle.
The backsplash can be fixed to the countertop with screws or silicon.

CARATTERISTICHE DI INNOVAZIONE
INNOVATION FEATURES

TRATTAMENTO FUNGICIDA SECONDO NORMA UNI EN ISO 846:1999

CONFORME A DIRETTIVA REACH N. 1907/2006

IDONEO A CONTATTO ALIMENTI SECONDO DIRETTIVA 2007/197CE

FUNGICIDE TREATMENT, ACCORDING TO UNI EN ISO 846:1999 REGULATION

MEETING REACH N. 1907/2006 GUIDELINE

SUITABLE FOR CONTACT WITH FOOD, ACCORDING TO 2007/197CE GUIDELINE



M3580

Composta da un profilo
in materiale plastico coestruso
da fissare al piano
e da un profilo di finitura
in **alluminio liscio.**
Guarnizioni colore opalino.
Elevata resistenza al calore e all'umidità.

It is composed
by a co-extruded profile
to be fixed to the top,
and a **smooth aluminum** profile.
Opaline gaskets.
High resistance to heat and damp.

bioshield
SCILM
ANTI-BACTERIAL
PROGRAM



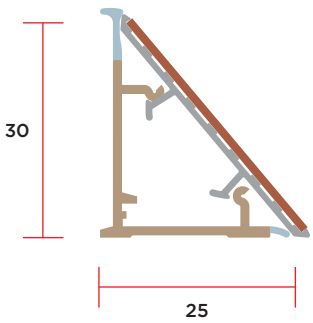

MODALITÀ DI GESTIONE:

ALZATINA
L'alzatina viene fornita con laminato
incollato su profilo in alluminio
e montata su supporto in plastica
con guarnizioni opaline estruse
con trattamento antibatterico
BIOSHIELD.

LAMINATO
Per ogni laminato inserito il cliente
dovrà inviare le seguenti informazioni:
- nome del PRODUTTORE del laminato
- CODICE laminato
- FINITURA del laminato
- CAMPIONE del laminato

LOTTO MINIMO
Il lotto minimo di ordine
è di circa 250 ml di alzatina
che corrispondono
a n.2 fogli di laminato.

MANAGEMENT:

BACKSPLASH MANAGEMENT
The backsplash is provided
with a laminated aluminum profile,
and it is mounted on a plastic support
with extruded opaline gaskets
with anti-bacterial BIOSHIELD treatment.

LAMINATED PROFILE
For every laminated profile, the client
should provide the following information:
- PRODUCER name
- Laminated profile CODE
- Laminated profile FINISHING
- Laminated profile SAMPLE

MINIMUM BATCH
The minimum batch order
is of 250 ml Backsplashes,
corresponding to
2 laminated foils.

CODE	UNIT	DIMENSION		MIN ORDER QTY	PCS/BOX	BOX SIZES	WEIGHT	VOLUME
		B X H	L	ML	NR	L X B X H	KG	M^3
M3580STDxxxxT	ML	25x30	4100	205	25	BOX146 4250x205x80	25,70	0,069

CF3580-13B/2

Confezione accessori stampati
con trattamento antibatterico BIOSHIELD
ed applicazione con lavorazione
dell'alzatina a 45°.
Confezione composta da:
n.1 terminale dx
n.1 terminale sx
n.1 angolare LAVORAZIONE A 45°
n.1 spigolo LAVORAZIONE A 45°

Pack of accessories treated
with anti-bacterial BIOSHIELD treatment,
and 45° backsplash.
The pack includes:
1 right end cap
1 left end cup
1 45° internal corner
1 45° external corner





13 - grigio alluminio
13 - aluminum grey

CODE	UNIT	DIMENSION		MIN ORDER QTY	PCS/BOX	BOX SIZES	WEIGHT	VOLUME
				NR	NR	L X B X H	KG	M³
CF3580-13B/2	CF	-	-	400	200	BOX57PB 500x400x300	2,00	0,06

CF3580-13B/3

Confezione accessori stampati
con trattamento antibatterico BIOSHIELD.
Confezione composta da:
n.1 terminale dx
n.1 terminale sx
n.1 angolare LAVORAZIONE A 45°
n.1 spigolo LAVORAZIONE A 45°
n.1 angolare LAVORAZIONE A 90°
n.1 spigolo LAVORAZIONE A 90°

Pack of accessories treated
with anti-bacterial BIOSHIELD treatment,
and 45° backsplash.
The pack includes:
1 right end cap
1 left end cup
1 45° internal corner
1 45° external corner
1 90° internal corner
1 90° external corner







13 - grigio alluminio
13 - aluminum grey

CODE	UNIT	DIMENSION		MIN ORDER QTY	PCS/BOX	BOX SIZES	WEIGHT	VOLUME
				NR	NR	L X B X H	KG	M³
CF3580-13B/3	CF	-	-	400	200	BOX57PB 500x400x300	6,44	0,06

R3600/15

Composta da un profilo
in materiale plastico coestruso
da fissare al piano
e da un profilo di finitura
in **alluminio liscio**.
Elevata resistenza al calore e all'umidità.

It is composed
by a co-extruded profile
to be fixed to the top,
and a **smooth aluminum** profile.
High resistance to heat and damp.

M A V

bioshield
SCILM
ANTI-BACTERIAL
PROGRAM



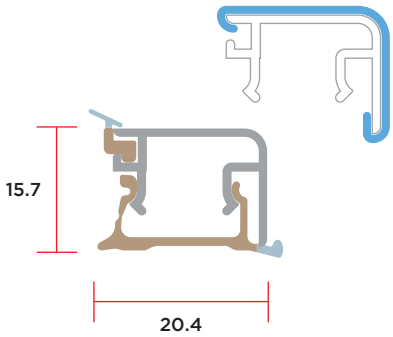

CODE	UNIT	DIMENSION		MIN ORDER QTY	PCS/BOX	BOX SIZES	WEIGHT	VOLUME
		B X H	L	ML	NR	L X B X H	KG	M^3
R3600xxx07L39	ML	20x15	3900	97,5	25	BOX06 4040x80x205	35,10	0,066

TA150-015

Coppia terminali destro+sinistro

End cap right+end cap left

P

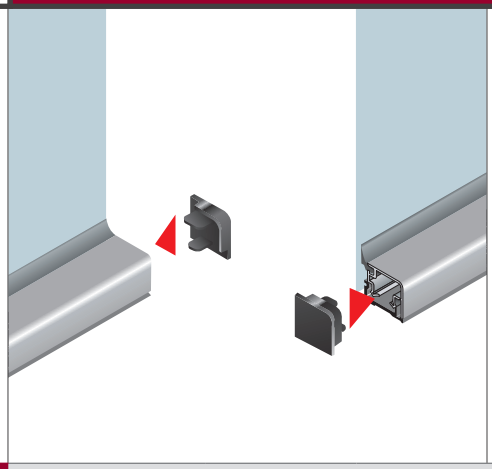

CODE	UNIT	DIMENSION		MIN ORDER QTY	PCS/BOX	BOX SIZES	WEIGHT	VOLUME
				NR	NR	L X B X H	KG	M³
TA150-015-xx	CF	-	-	100	100	BOX01PB 400x300x200	0,25	0,024

AA151-015

Angolare 90°

90° internal corner

P



CODE	UNIT	DIMENSION		MIN ORDER QTY	PCS/BOX	BOX SIZES	WEIGHT	VOLUME
				NR	NR	L X B X H	KG	M³
AA151-015-xx	CF	-	-	100	100	BOX01PB 400x300x200	0,60	0,024

SA152-015

Spigolo 90°

90° external corner

A V

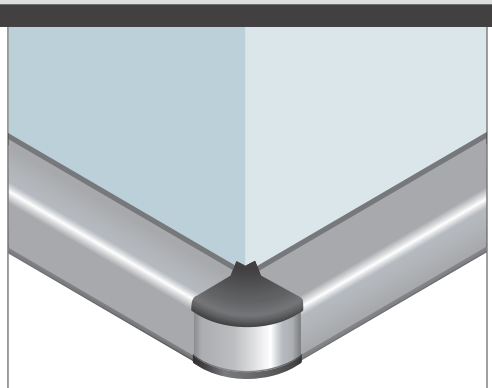

CODE	UNIT	DIMENSION		MIN ORDER QTY	PCS/BOX	BOX SIZES	WEIGHT	VOLUME
				NR	NR	L X B X H	KG	M³
SA152015xxxxx	CF	-	-	100	100	BOX01PB 400x300x200	0,30	0,024

R3610/80

Composta da un profilo
in materiale plastico coestruso
da fissare al piano
e da un profilo di finitura
in **alluminio liscio**.
Elevata resistenza al calore e all'umidità.

It is composed
by a co-extruded profile
to be fixed to the top,
and a **smooth aluminum** profile.
High resistance to heat and damp.

M A V

bioshield
SCILM
ANTI-BACTERIAL
PROGRAM



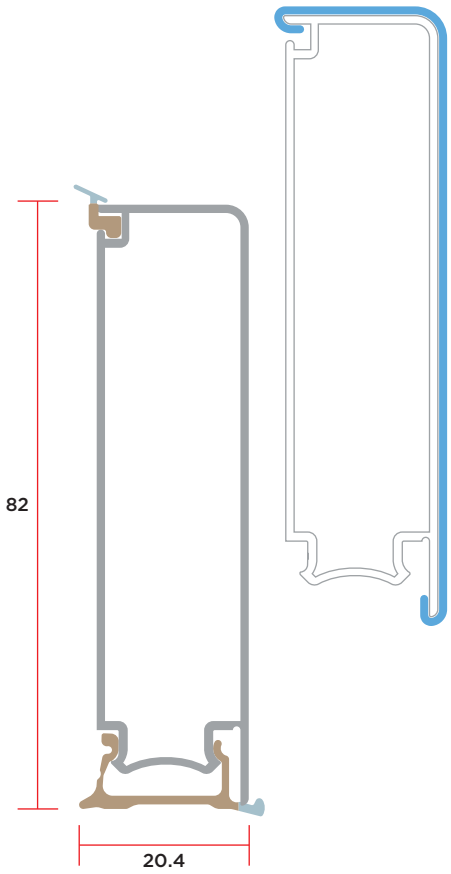

CODE	UNIT	DIMENSION		MIN ORDER QTY	PCS/BOX	BOX SIZES	WEIGHT	VOLUME
		B X H	L	ML	NR	L X B X H	KG	M³
R3610xxx07L39	ML	25x30	3900	78	10	BOX06 4040x80x205	29,50	0,091

TA150-080

Coppia terminali destro+sinistro

End cap right+end cap left

P

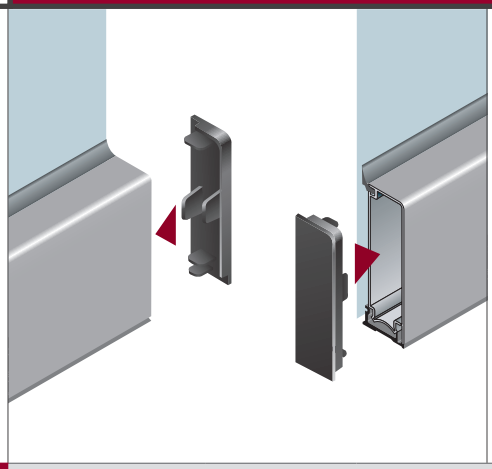

CODE	UNIT	DIMENSION		MIN ORDER QTY	PCS/BOX	BOX SIZES	WEIGHT	VOLUME
				NR	NR	L X B X H	KG	M³
TA150-080-xx	CF	-	-	100	50	BOX01PB 400x300x200	0,90	0,024

AA151-080

Angolare 90°

90° internal corner

P

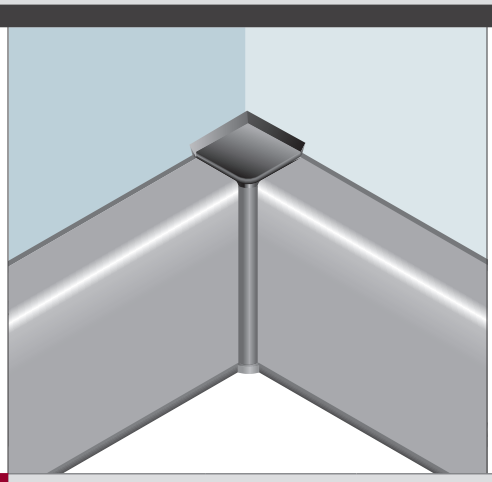

CODE	UNIT	DIMENSION		MIN ORDER QTY	PCS/BOX	BOX SIZES	WEIGHT	VOLUME
				NR	NR	L X B X H	KG	M³
AA151-080-xx	CF	-	-	100	50	BOX01PB 400x300x200	0,22	0,024

SA152-080

Spigolo 90°

90° external corner

A V

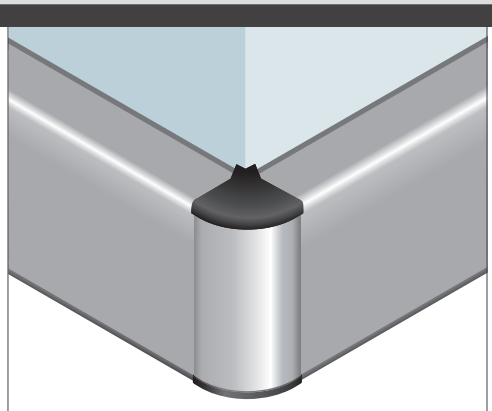

CODE	UNIT	DIMENSION		MIN ORDER QTY	PCS/BOX	BOX SIZES	WEIGHT	VOLUME
				NR	NR	L X B X H	KG	M³
SA152080xxxxx	CF	-	-	100	50	BOX01PB 400x300x200	0,42	0,024

ACCESSORI PER SCHIENALE
BACK ACCESSORIES

Le alzatine Scilm serie 3600 e 3610 possono essere utilizzate anche come profili porta schienale, semplicemente abbinandole agli specifici accessori pensati per questo uso.

SCILM backsplashes 3600 and 3610 series can be used also as back holding profiles, using the special accessories

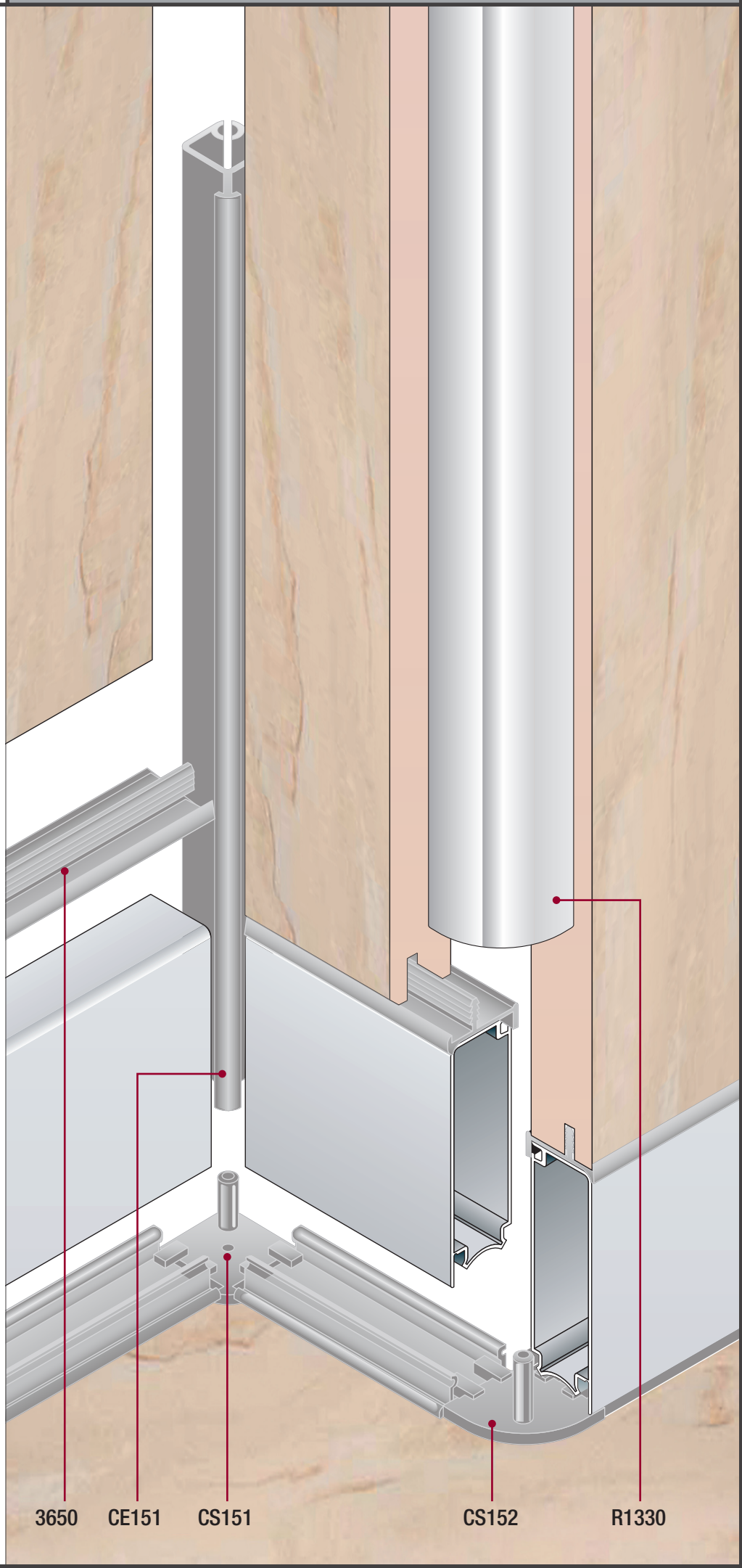

R3600/15



R3610/80



R1330

Profilo spigolo 90°

90° external corner profile

A V



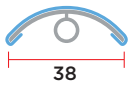

CODE	UNIT	DIMENSION		MIN ORDER QTY	PCS/BOX	BOX SIZES	WEIGHT	VOLUME
				NR	NR	L X B X H	KG	M³
R1330xxxL39	ML	-	3900	97,5	25	BOX07 4050x110x205	6,5	0,091

CE151

Profilo angolo 90°

90° internal corner profile

P





CODE	UNIT	DIMENSION		MIN ORDER QTY	PCS/BOX	BOX SIZES	WEIGHT	VOLUME
				NR	NR	L X B X H	KG	M³
CE15107	ML	-	4000	-	-	-	-	-

3650

Guarnizione di giunzione per serie 3600

Joint gasket

P



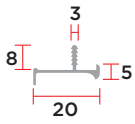

CODE	UNIT	DIMENSION		MIN ORDER QTY	PCS/BOX	BOX SIZES	WEIGHT	VOLUME
				NR	NR	L X B X H	KG	M³
3650	ML	-	4000	-	-	-	-	-

CS151

Mostrina inf. e sup. angolo per serie 3600

Top+bottom junction for external corner

P



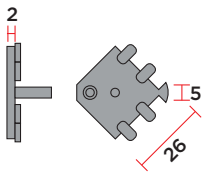

CODE	UNIT	DIMENSION		MIN ORDER QTY	PCS/BOX	BOX SIZES	WEIGHT	VOLUME
				NR	NR	L X B X H	KG	M³
CS151	NR	-	-	-	-	-	-	-

CS152

Mostrina inf. e sup. spigolo per serie 3600

Top+bottom junction for external corner

P



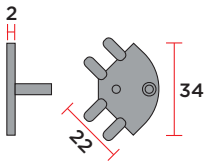

CODE	UNIT	DIMENSION		MIN ORDER QTY	PCS/BOX	BOX SIZES	WEIGHT	VOLUME
				NR	NR	L X B X H	KG	M³
CS152	NR	-	-	-	-	-	-	-

R3620

Composta da un profilo di finitura in alluminio con possibilità di inserire un pannello di sp. 18 o 19 mm.
Fissaggio alzatina al piano mediante silicone.
Fissaggio schienale su alzatina mediante silicone.

It's composed of an aluminium profile.
It's possible to use a panel of 18/19 mm.
The backsplash is fixed to the top with silicone.
The back is fixed to backsplash with silicone.

A V

bioshield
SCILM
ANTI-BACTERIAL
PROGRAM



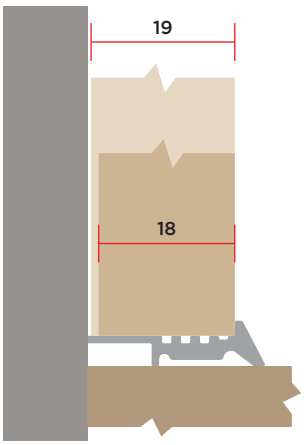

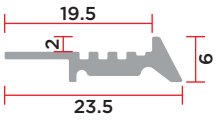



CODE	UNIT	DIMENSION		MIN ORDER QTY	PCS/BOX	BOX SIZES	WEIGHT	VOLUME
		B X H	L	ML	NR	L X B X H	KG	M^3
R3620xxx00	ML	24X6	4000	400	100	BOX10 4250x90x120	55,00	0,046

TA3620

Coppia terminali dx/sx

End cap R +end cap L

P

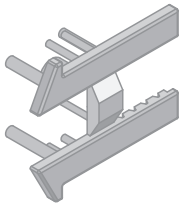



CODE	UNIT	DIMENSION		MIN ORDER QTY	PCS/BOX	BOX SIZES	WEIGHT	VOLUME
				NR	NR	L X B X H	KG	M^3
TA3620-xx	CP	-	-	500	500	BOX74 310x170x120	1,00	0,007

M3460

Composta da un profilo in materiale plastico coestruso con guarnizione opalina a semiscomparsa,
Fornito con biadesivo
per il fissaggio al piano.

It is composed of a co-extruded profile with opaline half-hidden gasket.
Provided with double-sided tape for fixing to the counter top .

E

bioshield
SCILM
ANTI-BACTERIAL
PROGRAM



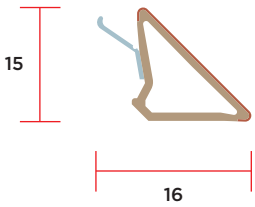

CODE	UNIT	DIMENSION		MIN ORDER QTY	PCS/BOX	BOX SIZES	WEIGHT	VOLUME
		B X H	L	ML	NR	L X B X H	KG	M³
M346004701B-13	ML	16x15	4000	272	68	BOX06 4040x80x205	30,00	0,066
M346004801B-51	ML	16x15	4000	272	68	BOX06 4040x80x205	30,00	0,066

TA3460

Coppia terminali dx/sx

End cap R +end cap L

P

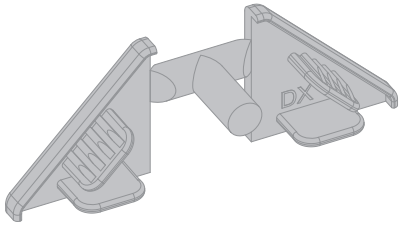



CODE	UNIT	DIMENSION		MIN ORDER QTY	PCS/BOX	BOX SIZES	WEIGHT	VOLUME
				NR	NR	L X B X H	KG	M³
TA3460-13B	CP	-	-	500	500	BOX74 310x17x120	1,00	0,007
TA3460-51B	CP	-	-	500	500	BOX74 310x17x120	1,00	0,007

AA3460

Angolare 90°

90° internal corner

P

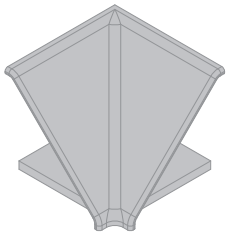



CODE	UNIT	DIMENSION		MIN ORDER QTY	PCS/BOX	BOX SIZES	WEIGHT	VOLUME
				NR	NR	L X B X H	KG	M³
AA3460-13B	NR	-	-	500	500	BOX74 310x17x120	1,00	0,007
AA3460-51B	NR	-	-	500	500	BOX74 310x17x120	1,00	0,007

SA3460

Spigolo 90°

90° external corner

P





CODE	UNIT	DIMENSION		MIN ORDER QTY	PCS/BOX	BOX SIZES	WEIGHT	VOLUME
				NR	NR	L X B X H	KG	M³
SA3460-13B	NR	-	-	500	500	BOX74 310x17x120	5,00	0,007
SA3460-51B	NR	-	-	500	500	BOX74 310x17x120	5,00	0,007

M3800

Composta da un profilo
in materiale plastico coestruso
da fissare al piano
e da un profilo di finitura
in **alluminio liscio**.
Elevata resistenza al calore
e all'umidità.

Composed of a co-extruded profile
to be fixed to the top,
and a **smooth aluminum** profile.
High resistance to heat and damp.

M A V

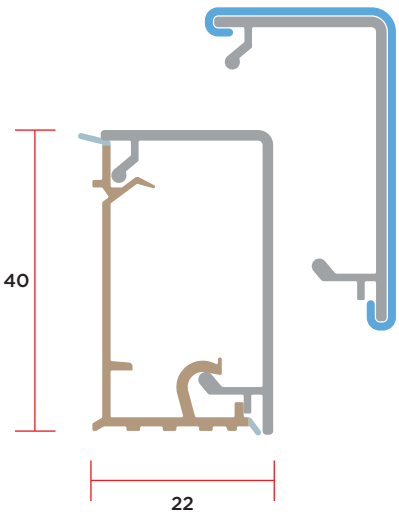

bioshield
SCILM
ANTI-BACTERIAL
PROGRAM



CODE	UNIT	DIMENSION		MIN ORDER QTY	PCS/BOX	BOX SIZES	WEIGHT	VOLUME
		B X H	L	ML	NR	L X B X H	KG	M³
M3800xxx01	ML	22x40	4000	80	20	BOX177 4050x120x205	26,40	0,099

ACC.3800

Kit:
nr. 1 Angolare 45°
nr. 2 Terminali (1 dx + 1 sx)

Set:
nr. 1 Corner 45°
nr. 2 Endcaps (1 rh + 1 lh)

P





CODE	UNIT	DIMENSION		MIN ORDER QTY	PCS/BOX	BOX SIZES	WEIGHT	VOLUME
				NR	NR	L X B X H	KG	M³
ACC.3800-xx	NR	-	-	50	50	-	-	-

ALZATINA CARTELLATA M3880
LAMINATED BACKSPLASH M3880



L'alzatina M3880 è composta da un supporto in PVC coestruso e da un profilo estetico fornito decorato con laminato **HPL**.
Le guarnizioni in materiale morbido di colore opalino sono dotate dell'esclusivo trattamento antibatterico Bioshield.

The backsplash M3880 is made by a co-extruded PVC support and **HPL** laminate decorated aesthetic profile.
The soft gasket are manufactured with Bhioshield antibacterial treatment.

CARATTERISTICHE DI INNOVAZIONE
INNOVATION FEATURES

TRATTAMENTO FUNGICIDA SECONDO NORMA UNI EN ISO 846:1999

CONFORME A DIRETTIVA REACH N. 1907/2006

IDONEO A CONTATTO ALIMENTI SECONDO DIRETTIVA 2007/197CE

FUNGICIDE TREATMENT, ACCORDING TO UNI EN ISO 846:1999 REGULATION

MEETING REACH N. 1907/2006 GUIDELINE

SUITABLE FOR CONTACT WITH FOOD, ACCORDING TO 2007/197CE GUIDELINE



M3880

Composta da un profilo
in materiale plastico coestruso
da fissare al piano
e da un profilo di finitura
in **alluminio**.
Guarnizioni colore opalino.
Elevata resistenza al calore e all'umidità.

It is composed
by a co-extruded profile
to be fixed to the top,
and an **aluminum profile**.
Opaline gaskets.
High resistance to heat and damp.

bioshield
SCILM
ANTI-BACTERIAL
PROGRAM



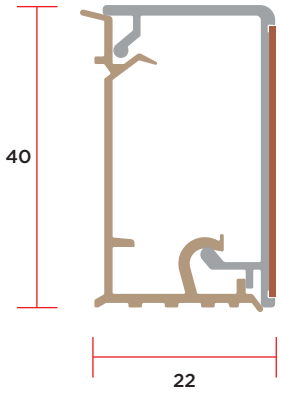

MODALITÀ DI GESTIONE:

ALZATINA
L'alzatina viene fornita con laminato
incollato su profilo in alluminio
e montata su supporto in plastica
con guarnizioni opaline estruse
con trattamento antibatterico
BIOSHIELD.

LAMINATO
Per ogni laminato inserito il cliente
dovrà inviare le seguenti informazioni:
- nome del PRODUTTORE del laminato
- CODICE laminato
- FINITURA del laminato
- CAMPIONE del laminato

LOTTO MINIMO
Il lotto minimo di ordine
è di circa 250 ml di alzatina
che corrispondono
a n.2 fogli di laminato.

MANAGEMENT:

BACKSPLASH MANAGEMENT
The backsplash is provided
with a laminated aluminum profile,
and it is mounted on a plastic support
with extruded opaline gaskets
with anti-bacterial BIOSHIELD treatment.

LAMINATED PROFILE
For every laminated profile, the client
should provide the following information:
- PRODUCER name
- Laminated profile CODE
- Laminated profile FINISHING
- Laminated profile SAMPLE

MINIMUM BATCH
The minimum batch order
is of 250 ml Backsplashes,
corresponding to
2 laminated foils.

CODE	UNIT	DIMENSION		MIN ORDER QTY	PCS/BOX	BOX SIZES	WEIGHT	VOLUME
		B X H	L	ML	NR	L X B X H	KG	M^3
M3880STDxxxxT	ML	22x40	4100	164	20	BOX177 4050x120x205	26,40	0,096

ACC.3800-13B

Kit composto da:
1 Angolare 45°
2 Terminali (1 dx+1 sx)

Set:
nr. 1 Corner 45°
nr. 2 Endcaps (1 rh+1 lh)

13 - grigio alluminio
13 - aluminum grey

bioshield
SCILM
ANTI-BACTERIAL
PROGRAM





CODE	UNIT	DIMENSION		MIN ORDER QTY	PCS/BOX	BOX SIZES	WEIGHT	VOLUME
				NR	NR	L X B X H	KG	M^3
ACC.3800-13B	NR	-	-	50	50	-	-	-

ACC.3800

Kit composto da:
1 Angolare 45°
2 Terminali (1 dx+1 sx)

Set:
nr. 1 Corner 45°
nr. 2 Endcaps (1 rh+1 lh)

P





CODE	UNIT	DIMENSION		MIN ORDER QTY	PCS/BOX	BOX SIZES	WEIGHT	VOLUME
				NR	NR	L X B X H	KG	M^3
ACC.3800-xx	NR	-	-	50	50	-	-	-

M3900

Composta da un profilo
in materiale plastico coestruso
da fissare al piano e da un profilo
di finitura in **alluminio liscio**.
Elevata resistenza al calore e all'umidità.

It is composed
by a co-extruded profile
to be fixed to the top,
and a **smooth aluminum** profile.
High resistance to heat and damp.

M A V

bioshield
SCILM
ANTI-BACTERIAL
PROGRAM



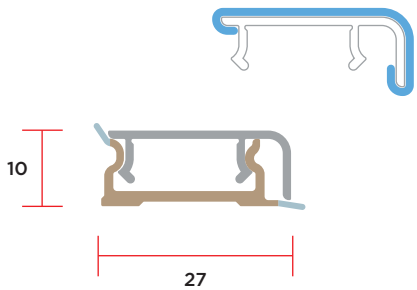

CODE	UNIT	DIMENSION		MIN ORDER QTY	PCS/BOX	BOX SIZES	WEIGHT	VOLUME
		B X H	L	ML	NR	L X B X H	KG	M^3
M3900xxx01	ML	27x10	4000	200	50	BOX06 4040x80x205	45,80	0,066

ACC.3900

Kit:
nr. 1 angolare 45°
nr. 1 spigolo 45°
nr. 2 terminali (1 dx + 1 sx)

Set:
nr. 2 corners 45° (1 int. + 1 ex.)
nr. 2 endcaps (1 rh + 1 lh)

P





CODE	UNIT	DIMENSION		MIN ORDER QTY	PCS/BOX	BOX SIZES	WEIGHT	VOLUME
				NR	NR	L X B X H	KG	M³
ACC.3900-xx	NR	-	-	100	100	BOX57PB 500x400x300	0,35	0,060

ACC.3900A

Kit:
nr. 1 angolare 90°
nr. 1 spigolo 90°
nr. 2 terminali (1 dx + 1 sx)

Set:
nr. 2 corners 90° (1 int. + 1 ex.)
nr. 2 endcaps (1 rh + 1 lh)

P



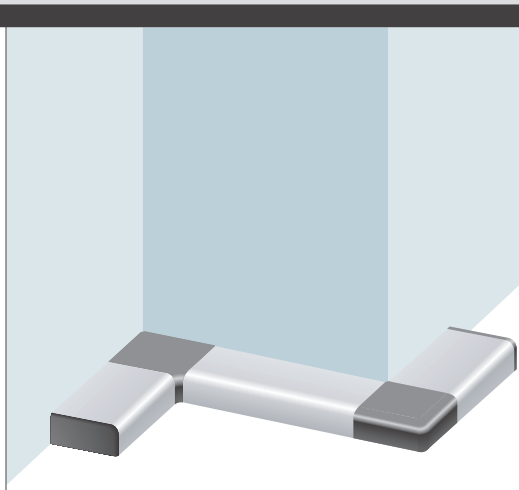

CODE	UNIT	DIMENSION		MIN ORDER QTY	PCS/BOX	BOX SIZES	WEIGHT	VOLUME
				NR	NR	L X B X H	KG	M³
ACC.3900A-xx	NR	-	-	100	100	BOX57PB 500x400x300	0,35	0,060

Scilm propone
un sistema di profili gola
che grazie alla sua versatilità
consente di soddisfare
qualsiasi esigenza estetica
e costruttiva delle cucine
contemporanee e prevede
un sistema di fissaggio rapido,
pratico e robusto.
Il know-how di Scilm
nella lavorazione dei profili gola,
permette una vasta scelta
sia nei modelli che nelle finiture:
anodizzazione, verniciatura,
rivestimento melaminico
o impiallacciato.

Scilm offers a system
of gola profiles that,
thanks to their versatility,
make it possible to satisfy
every aesthetic and construction
needs of the contemporary kitchens
and provides a handy
and solid fastening system.
The Scilm know-how
in processing gola profiles,
allows a wide choice
in both models and finishings:
anodizing, painting,
melamine paper
or veneered.

PROFILI GOLA
GOLA PROFILE





PROFILI GOLA ORIZZONTALI
DISPONIBILI PER I MOBILI BASE
HORIZONTAL GOLA PROFILES FOR BASE CABINETS

Serie 8006 / 8007
Con un raggio di curvatura molto accentuato per rispondere alle esigenze del moderno design. Utilizza accessori in alluminio e plastica che ne esaltano il perfetto abbinamento.

Serie 8044 / 8045 pannellabile
Questa serie di profili permette un'ampia personalizzazione del frontale con un risultato estetico innovativo e moderno. Dotati di sede per alloggiamento LED. Accessori in alluminio.

Serie 8021 / 8022 piatta
La sua caratteristica estetica prevede l'applicazione della maniglia sull'anta. Accessori in alluminio

Serie 8030
L'applicazione di questo profilo gola permette l'utilizzo di ante con dimensioni di serie. Accessori in alluminio e plastica.

Serie 8034 / 8035 piatta
Soluzione che permette l'utilizzo delle basi senza nessuna lavorazione ed il montaggio delle antine di serie. Accessori in alluminio.

Serie 8000 / 8100 / 8200 / 8300
Con guarnizione di battuta di colore opalino, è corredata da un'ampia gamma di accessori plastici.

Series 8006 / 8007
It presents a marked bending radius that fits the needs of modern desing, and features aluminum and plastic accessories that enhance this perfect matching.

Series 8044 / 8045 panelling
This profile series allows a wide customization of the frontal, making it aesthetically modern and innovative. Equipped with slot for L.E.D. Aluminum accessories.

Series 8021 / 8022 flat version
Its flaness foresees the application of a handle on the door. Aluminum accessories.

Series 8030
The application of this gola profile, allow to use production doors. Aluminum and plastic accessories.

Series 8034 / 8035 flat version
This solution allows to use the bases without any processing, and the mounting of production doors. Aluminum accessories.

Series 8000 / 8100 / 8200 / 8300
It features an opaline soft lip shock absorber, and a wide range of polymeric accessories.







PROFILI GOLA VERTICALI DISPONIBILI PER I MOBILI COLONNA
VERTICAL GOLA PROFILES FOR COLUMS CABINETS

In abbinamento alla serie 8006
_Art. 8059 - 8019 - 8032
gola intermedia
_Art. 8074 - 8020 - 8033
gola terminale
_Art. 8029 gola colonna forno
_Art. 8054 gola intermedia con led

In abbinamento alla serie 8021
si possono adottare due diverse soluzioni:

SOLUZIONE 1
Art. 8026 - 8073 gola intermedia piatta
Art. 8025 - 8072 gola terminale piatta
Necessita di lavorazioni sul mobile
e prevede gli stessi ingombri delle gole
art.8059 e art. 8074.

SOLUZIONE 2
Art. 8076 gola intermedia piatta
Art. 8075 gola terminale piatta
Possibilità di montaggio senza
lavorazioni sui mobili colonna.

In combination with the series 8006
_Art. 8059 - 8019 - 8032
intermediate gola profile
_Art. 8074 - 8020 - 8033
lateral gola profile
_Art. 8029 oven base
_Art. 8054 intermediate gola with led

In combination with the series 8021
we propose 2 solutions:

SOLUTION 1
Art. 8026 - 8073 intermediate gola
profile
Art. 8025 - 8072 lateral gola profile
The required machining on the cabinet
have the same specs as 8059 and 8074.

SOLUTION 2
Art. 8076 intermediate gola profile
Art. 8075 lateral gola profile
Assembly possible without
machining on cabinet.

PROFILI GOLA DISPONIBILI PER I MOBILI PENSILE
GOLA PROFILES FOR HANGING CABINETS

Art. 1717
gola pensile
con guarnizione di battuta,
per pannello spessore 18 mm.

Art. 1719
gola pensile
con guarnizione di battuta,
per pannello spessore 18 mm.

Art. 1730
gola pensile
senza guarnizione di battuta,
per pannello spessore 18 mm.

Art. 1746
gola pensile
senza guarnizione di battuta,
per pannello spessore 16 mm.

Art. 1725
gola pensile
con guarnizione di battuta,
per pannello spessore 16 mm.

Art. 1730L
gola pensile con led
senza guarnizione di battuta,
per pannello spessore 18 mm.

Art. 1730L2
gola pensile con doppio led
senza guarnizione di battuta,
per pannello spessore 18 mm.

Art. 1746L
gola pensile con led
senza guarnizione di battuta,
per pannello spessore 16 mm.

La scelta dipende da motivi tecnici
ed estetici.

Art 1717
Gola profile for hanging cabinets
with soft lip shock absorber
to be used with 18 mm thick panels.

Art 1719
Gola profile for hanging cabinets
with soft lip shock absorber
to be used with 18 mm thick panels.

Art 1730
Gola profile for hanging cabinets
without soft lip shock absorber
to be used with 18 mm thick panels.

Art 1746
Gola profile for hanging cabinets
without soft lip shock absorber
to be used with 16 mm thick panels.

Art 1725
Gola profile for hanging cabinets
with soft lip shock absorber
to be used with 16 mm thick panels.

Art 1730L
Gola profile for hanging cabinets
without soft lip shock absorber
to be used with 18 mm thick panels
with led.

Art 1730L2
Gola profile for hanging cabinets
without soft lip shock absorber
to be used with 18 mm thick panels
with double led.

Art 1746L
Gola profile for hanging cabinets
without soft lip shock absorber
to be used with 16 mm thick panels
with led.

The choice of the profile
will be related with design
and technical requirements.

1* SUPPORTO TASSELLATO
DOWELED SUPPORT



2 INSERIRE IL SUPPORTO
PUSH SUPPORT IN



3 AGGIUNGERE IL PROFILO GOLA
ADD “GOLA” PROFILE



SUPPORTO RAPIDO PER PROFILI GOLA
FIXING QUICK SUPPORT GOLA PROFILE

4 AGGIUNGERE
LA CLIP DI FISSAGGIO
ADD FIXING CLIP



5 RUOTARE LA CLIP
TURN CLIP



6 PREMERE E BLOCCARE
PUSH AND LOCK



BLOCCATO
LOCK

*Disponibile anche supporto con viti
*Available also screw fixing support



ORIZZONTALI
HORIZONTAL

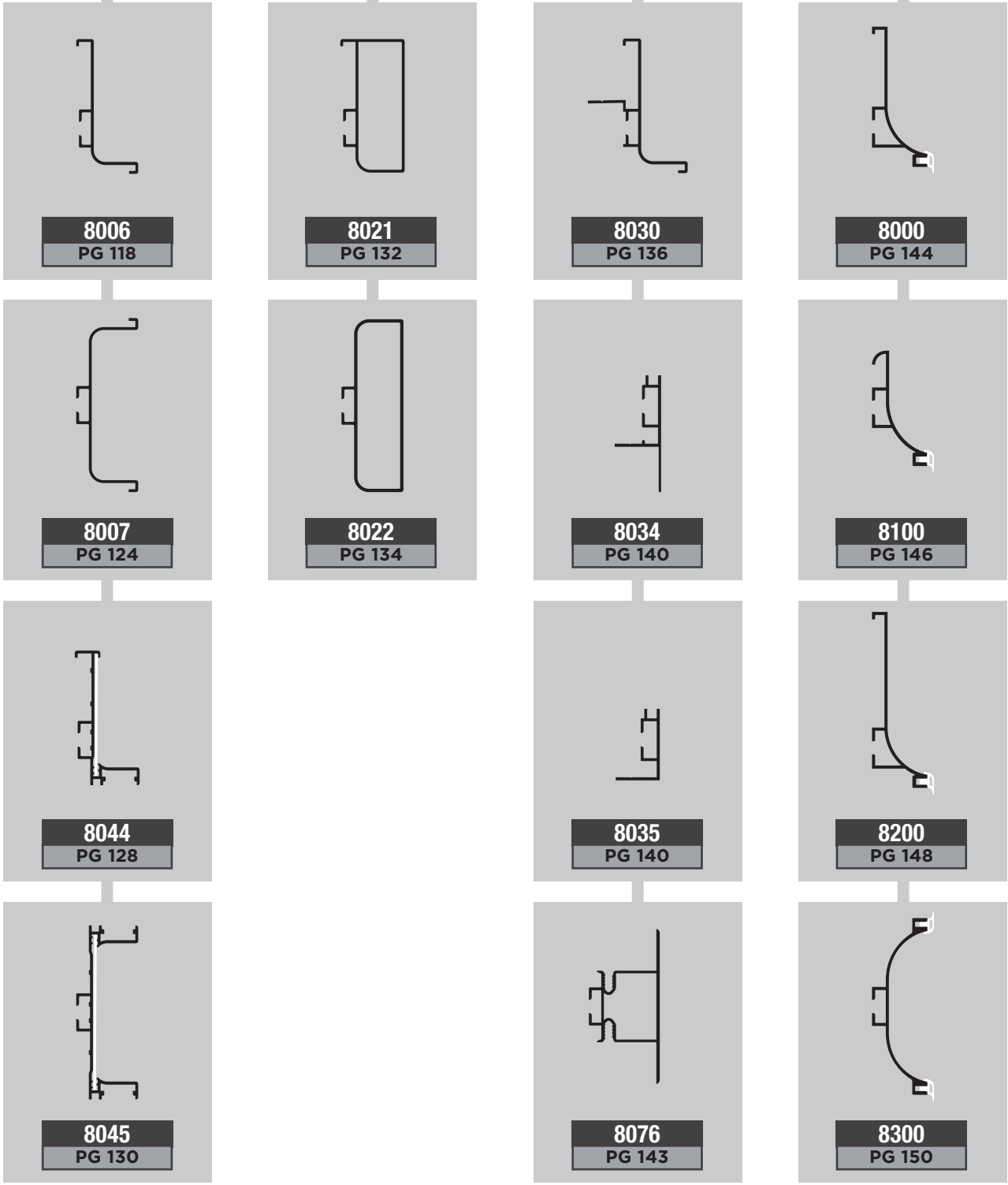

VERTICALI
VERTICAL

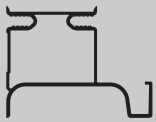

8074 - 8033*
PG 154

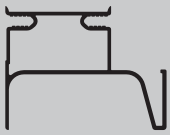

8020
PG 158

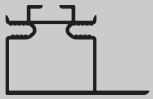

8075
PG 164

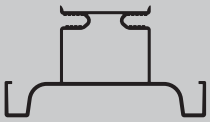

8059 - 8032*
PG 155

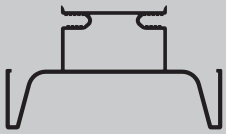

8019
PG 159



8076
PG 165

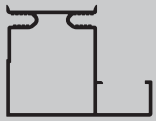

8025 - 8072*
PG 162

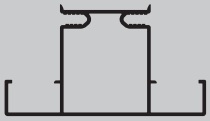

8026 - 8073*
PG 163

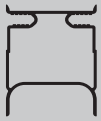

8029
PG 157

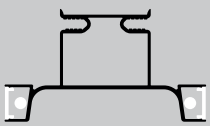

8054
PG 156

PER PENSILI
UPPER / WALL CABINETS



R1730
PG 166



R1746*
PG 166



R1717
PG 166



R1725*
PG 167



R1719
PG 167



R1730L
PG 168



R1746L*
PG 168



R1730L2
PG 168

* pannello da 16 mm
16 mm panel

8006

Profilo gola sottotop

Gola profile

MIGAV



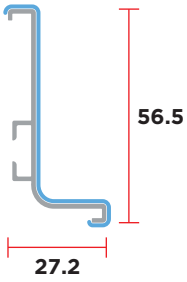

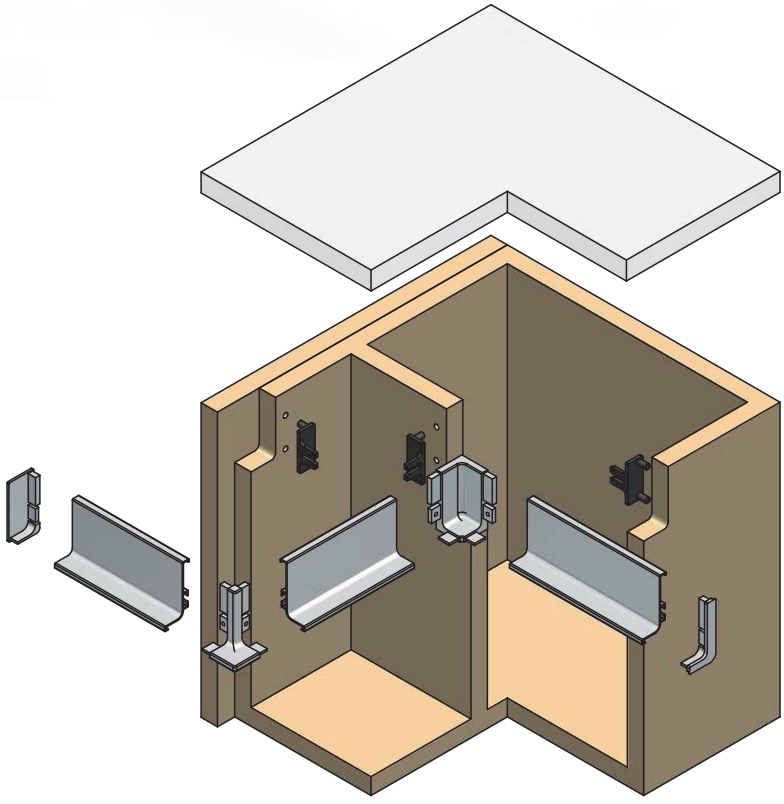

Con le quote indicate si ottiene la sporgenza di 1 mm del Profilo Gola dal fianco. Se non si desidera avere la sporgenza, aumentare di 1 mm le quote indicate.
The quoted dimensions considers that the Gola Profile will overcome the side of the cabinet of 1 mm. In case the Gola Profile has to be flush with the cabinet sides, then the quoted dimensions has to be increased of 1 mm.

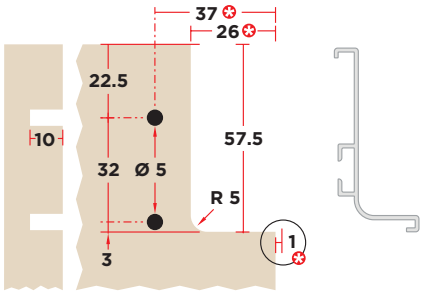

CODE	UNIT	DIMENSION	MIN ORDER QTY	PCS/BOX	BOX SIZES	WEIGHT	VOLUME
		L	ML	NR	L X B X H	KG	M³
8006xxxL41	ML	4100	102,5	25	BOX146 4250x205x80	34,20	0,069

SU116

Supporto rapido attacco a vite

Screw fixing quick support

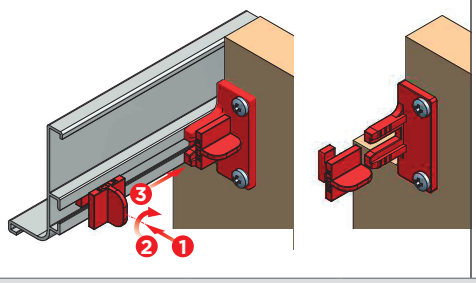

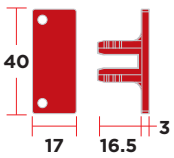

CODE	UNIT	DIMENSION	MIN ORDER QTY	PCS/BOX	BOX SIZES	WEIGHT	VOLUME
			NR	NR	L X B X H	KG	M³
SU116DS590000	CP	-	300	300	BOX01PB 400x300x200	3,30	0,024

SU136

Supporto rapido con pioli

Pins fixing quick support

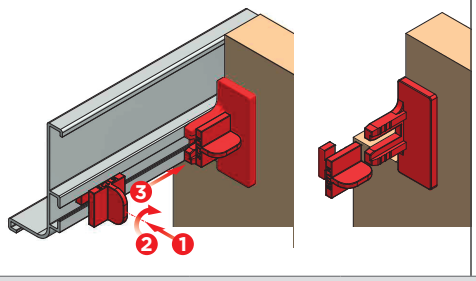

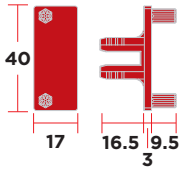

CODE	UNIT	DIMENSION	MIN ORDER QTY	PCS/BOX	BOX SIZES	WEIGHT	VOLUME
			NR	NR	L X B X H	KG	M³
SU136DS590000	CP	-	300	300	BOX01PB 400x300x200	3,30	0,024

CF8006TP

Terminale dx + sx

End cap Rh + Lh

A V



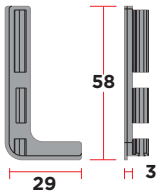

CODE	UNIT	DIMENSION	MIN ORDER QTY	PCS/BOX	BOX SIZES	WEIGHT	VOLUME
			NR	NR	L X B X H	KG	M³
CF8006TPxxx	CF	-	9	9	blister	0,56	-

CF8006TPxxxC

Terminale dx + sx

End cap Rh + Lh

A V



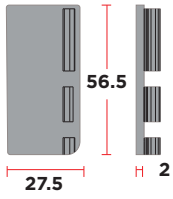

CODE	UNIT	DIMENSION	MIN ORDER QTY	PCS/BOX	BOX SIZES	WEIGHT	VOLUME
			NR	NR	L X B X H	KG	M³
CF8006TPxxxC	CF	-	9	9	blister	0,40	-

SG8006

Spigolo 90°

90° external corner

A V



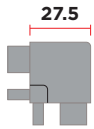

CODE	UNIT	DIMENSION	MIN ORDER QTY	PCS/BOX	BOX SIZES	WEIGHT	VOLUME
			NR	NR	L X B X H	KG	M³
SG8006-xxx	NR	-	18	18	blister	2,56	-

SG800604

Spigolo esterno 135°

135° external corner

A V



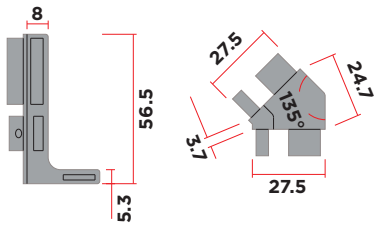

CODE	UNIT	DIMENSION	MIN ORDER QTY	PCS/BOX	BOX SIZES	WEIGHT	VOLUME
			NR	NR	L X B X H	KG	M³
SG800604-xxx	NR	-	306	18	blister	2,56	-

AG8006

Angolo 90°

90° internal corner

A V



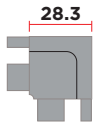

CODE	UNIT	DIMENSION	MIN ORDER QTY	PCS/BOX	BOX SIZES	WEIGHT	VOLUME
			NR	NR	L X B X H	KG	M³
AG8006-xxx	NR	-	18	18	blister	0,66	-

AG800601

Angolo interno 135°

135° internal corner

A V



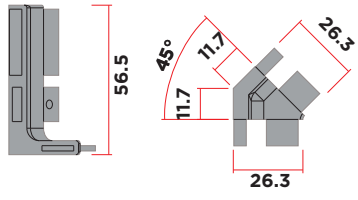

CODE	UNIT	DIMENSION	MIN ORDER QTY	PCS/BOX	BOX SIZES	WEIGHT	VOLUME
			NR	NR	L X B X H	KG	M³
AG800601-xxx	NR	-	306	18	blister	0,66	-

GG800601

Giunzione lineare gola

Gola junction

A V





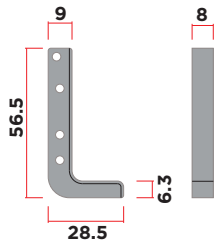

CODE	UNIT	DIMENSION	MIN ORDER QTY	PCS/BOX	BOX SIZES	WEIGHT	VOLUME
			NR	NR	L X B X H	KG	M³
GG800601-xxx	NR	-	306	18	blister	0,26	-

AG80060M

Multiangolo

Multicorner

A V





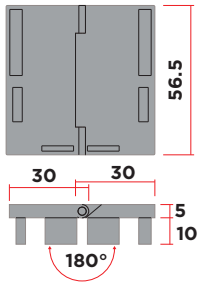

CODE	UNIT	DIMENSION	MIN ORDER QTY	PCS/BOX	BOX SIZES	WEIGHT	VOLUME
			NR	NR	L X B X H	KG	M³
AG80060M-xxx	NR	-	306	18	blister	1,08	-

AG80061M-001

Piastrina per angoli fuorisquadra

Plate for winding angles



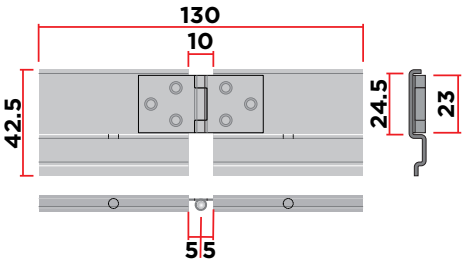

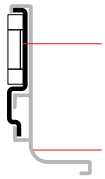

Lamierino sagomato
acciaio zincato sp 15/10
Shaped plate
galvanized steel 15/10 thickness

Profilo gola 8006
Gola profile 8006

CODE	UNIT	DIMENSION	MIN ORDER QTY	PCS/BOX	BOX SIZES	WEIGHT	VOLUME
			NR	NR	L X B X H	KG	M³
AG80061M-001	CF	-	306	18	blister	1,44	-

TGCSP0158

Terminale aperto dx + sx

End cap Rh + Lh

P



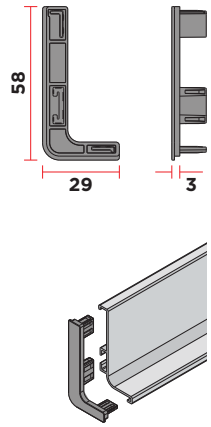

CODE	UNIT	DIMENSION	MIN ORDER QTY	PCS/BOX	BOX SIZES	WEIGHT	VOLUME
			NR	NR	L X B X H	KG	M³
TGCSP0158-xx	CP	-	100	100	BOX74 310x170x120	-	0,006

FGCSP0159

Terminale chiuso dx + sx

End cap Rh + Lh

P



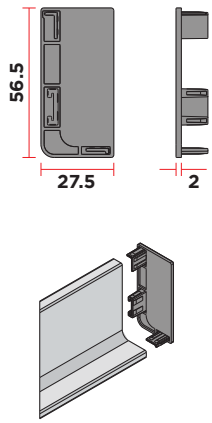

CODE	UNIT	DIMENSION	MIN ORDER QTY	PCS/BOX	BOX SIZES	WEIGHT	VOLUME
			NR	NR	L X B X H	KG	M³
FGCSP0159-xx	CP	-	100	100	BOX74 310x170x120	-	0,006

AGP8006

Set angolo interno + esterno 45°

Set internal + external corner 45°

P



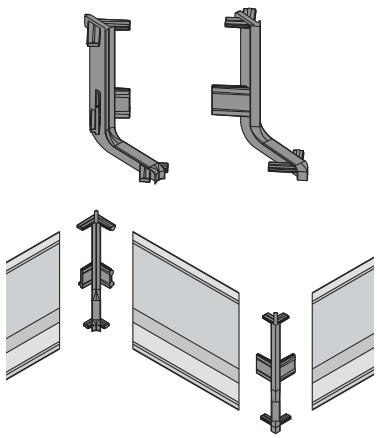

CODE	UNIT	DIMENSION	MIN ORDER QTY	PCS/BOX	BOX SIZES	WEIGHT	VOLUME
			NR	NR	L X B X H	KG	M³
AGP8006-xx	CP	-	100	100	BOX74 310x170x120	-	0,006

CSP0149-01SF

Dispositivo di fissaggio meccanico gola-catenaria. Applicazione rapida e semplice. Non servono viti e lavorazioni di foratura. Applicabile a mobile finito, anche con top montato.

Mechanical fastener for Gola Channel and Catenaria Crossbar. Quick and easy application. No need for screws or drilling. Applies to assembled cabinets, even with mounted top.

SOLO CON CATENARIA 6588
FOR 6588 CROSSBAR



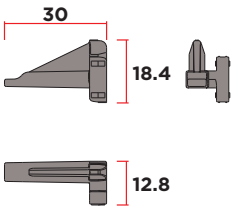

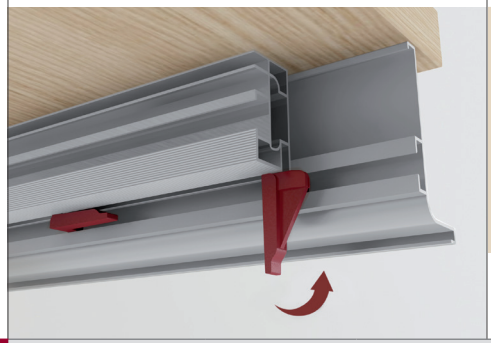

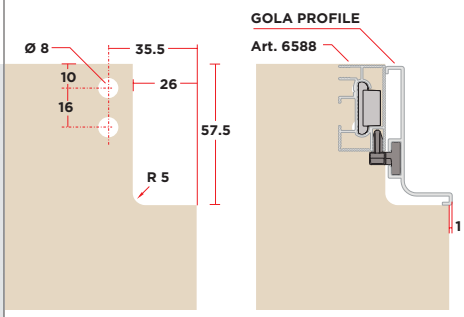

CODE	UNIT	DIMENSION	MIN ORDER QTY	PCS/BOX	BOX SIZES	WEIGHT	VOLUME
			NR	NR	L X B X H	KG	M^3
CSP0149-01SF	NR	-	200	200	CART.74 310X170X120	0,04	0,006

8007

Profilo gola cassettiera/cestoni

Gola profile for drawers

M IG A V



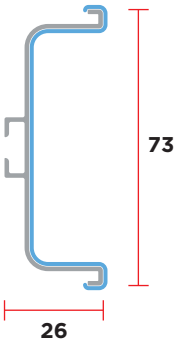

Con le quote indicate si ottiene la sporgenza di 1 mm del Profilo Gola dal fianco. Se non si desidera avere la sporgenza, aumentare di 1 mm le quote indicate.
The quoted dimensions considers that the Gola Profile will overcome the side of the cabinet of 1 mm. In case the Gola Profile has to be flush with the cabinet sides, then the quoted dimensions has to be increased of 1 mm.

Se il profilo è impiallacciato la fresata deve essere di 74 mm e le quote 20,5 passano a 21,0.
In case profile will be "veneered", milling quote will be of 74 mm and dimension 20,5 will become 21,0.

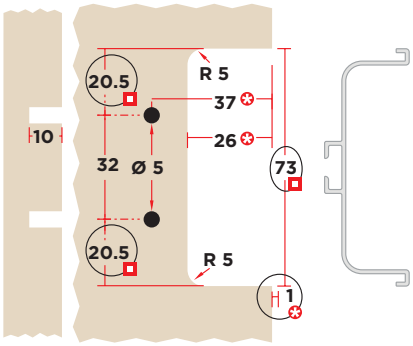

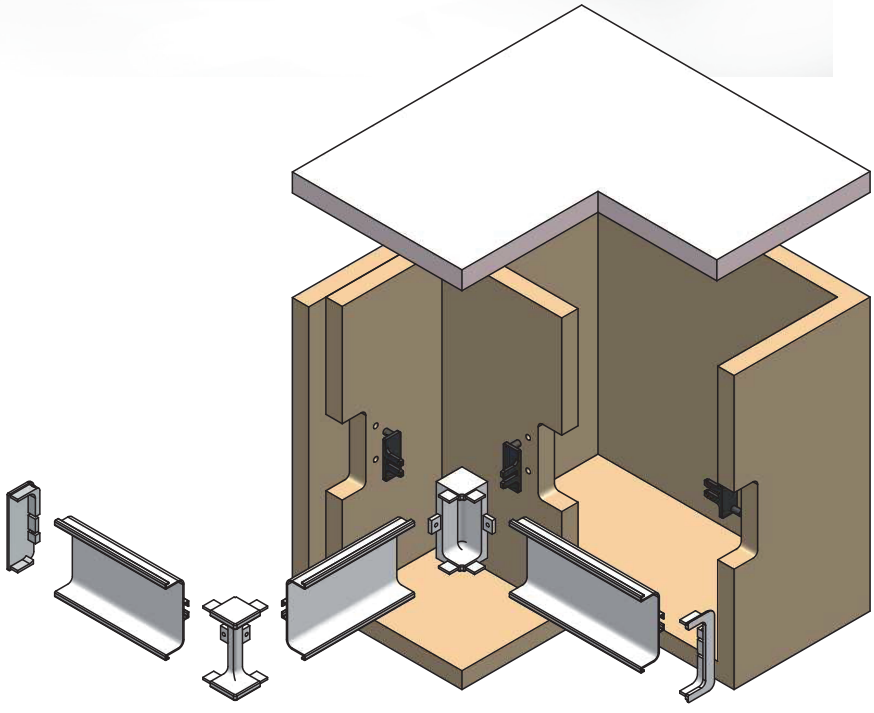

CODE	UNIT	DIMENSION	MIN ORDER QTY	PCS/BOX	BOX SIZES	WEIGHT	VOLUME
		L	ML	NR	L X B X H	KG	M³
8007xxxL41	ML	4100	41	10	BOX146 4250x205x80	16,50	0,069

SU116

Supporto rapido attacco a vite

Screw fixing quick support

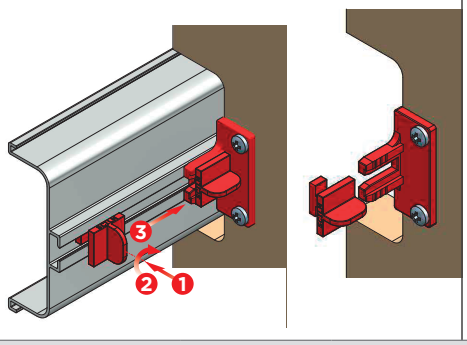

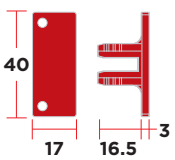

CODE	UNIT	DIMENSION	MIN ORDER QTY	PCS/BOX	BOX SIZES	WEIGHT	VOLUME
			NR	NR	L X B X H	KG	M³
SU116DS590000	CP	-	300	300	BOX01PB 400x300x200	3,30	0,024

SU136

Supporto rapido con pioli

Pins fixing quick support

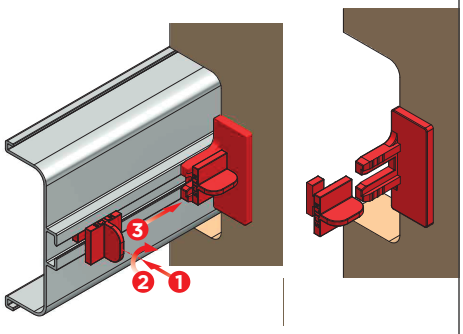

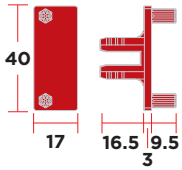

CODE	UNIT	DIMENSION	MIN ORDER QTY	PCS/BOX	BOX SIZES	WEIGHT	VOLUME
			NR	NR	L X B X H	KG	M³
SU136DS590000	CP	-	300	300	BOX01PB 400x300x200	3,30	0,024

CF8007TP

Coppia terminali universali

Couple of universal end caps

A V



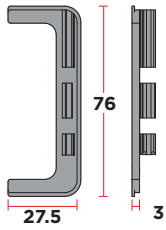

CODE	UNIT	DIMENSION	MIN ORDER QTY	PCS/BOX	BOX SIZES	WEIGHT	VOLUME
			NR	NR	L X B X H	KG	M³
CF8007TPxxx	CF	-	9	9	blister	0,25	-

CF8007TPIxxxC

Coppia terminali universali

Couple of universal end caps

A V



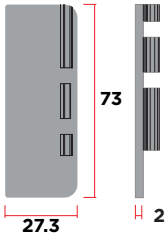

CODE	UNIT	DIMENSION	MIN ORDER QTY	PCS/BOX	BOX SIZES	WEIGHT	VOLUME
			NR	NR	L X B X H	KG	M³
CF8007TPIxxxC	CF	-	9	9	blister	0,40	-

SG8007

Spigolo 90°

90° external corner

A V



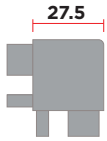

CODE	UNIT	DIMENSION	MIN ORDER QTY	PCS/BOX	BOX SIZES	WEIGHT	VOLUME
			NR	NR	L X B X H	KG	M³
SG8007-xxx	NR	-	18	18	blister	0,68	-

AG8007

Angolo 90°

90° internal corner

A V



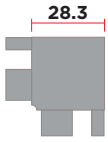

CODE	UNIT	DIMENSION	MIN ORDER QTY	PCS/BOX	BOX SIZES	WEIGHT	VOLUME
			NR	NR	L X B X H	KG	M³
AG8007-xxx	NR	-	18	18	blister	1,57	-

TGCSP0160

Terminale aperto universale

Universal end cap

P



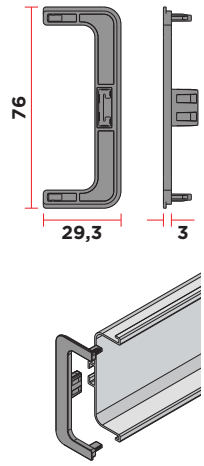

CODE	UNIT	DIMENSION	MIN ORDER QTY	PCS/BOX	BOX SIZES	WEIGHT	VOLUME
			NR	NR	L X B X H	KG	M³
TGCSP0160-xx	CP	-	100	100	BOX74 310x170x120	-	0,006

FGCSP0161

Terminale chiuso universale

Universal end cap

P



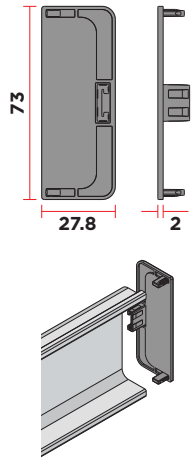

CODE	UNIT	DIMENSION	MIN ORDER QTY	PCS/BOX	BOX SIZES	WEIGHT	VOLUME
			NR	NR	L X B X H	KG	M³
FGCSP0161-xx	CP	-	100	100	BOX74 310x170x120	-	0,006

AGP8007

Set angolo interno + esterno 45°

Set internal + external corner 45°

P



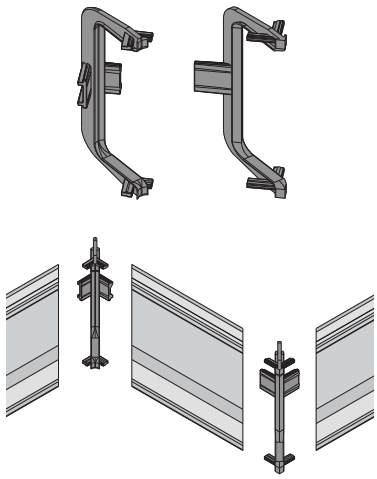

CODE	UNIT	DIMENSION	MIN ORDER QTY	PCS/BOX	BOX SIZES	WEIGHT	VOLUME
			NR	NR	L X B X H	KG	M³
AGP8007-xx	CP	-	100	100	BOX74 310x170x120	-	0,006

8044

Profilo gola sottotop **pannellabile**

Panelling gola profile

A

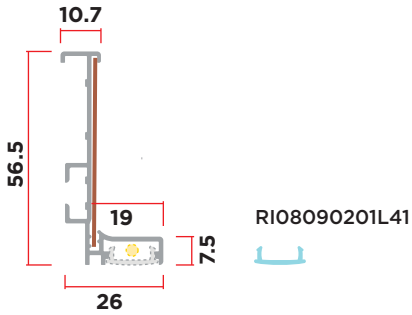

✪ **Con le quote indicate si ottiene la sporgenza di 1 mm del Profilo Gola dal fianco. Se non si desidera avere la sporgenza, aumentare di 1 mm le quote indicate.**
The quoted dimensions considers that the Gola Profile will overcome the side of the cabinet of 1 mm. In case the Gola Profile has to be flush with the cabinet sides, then the quoted dimensions has to be increased of 1 mm.

◣ **laminato h 50 mm spessore fino a 1 mm**
laminate h 50 mm thickness up to 1 mm

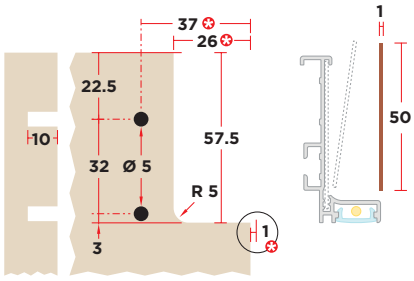



CODE	UNIT	DIMENSION	MIN ORDER QTY	PCS/BOX	BOX SIZES	WEIGHT	VOLUME
		L	ML	NR	L X B X H	KG	M³
8044xxxL41	ML	4100	102,5	25	BOX146 4250x205x80	43,56	0,069
CODE	UNIT	DIMENSION	MIN ORDER QTY	PCS/BOX	BOX SIZES	WEIGHT	VOLUME
		L	ML	NR	L X B X H	KG	M³
RI08090201L41	ML	4100	41	-	-	-	-

Strip LED non inclusi - Strip LED not included

SU116

Supporto rapido attacco a vite

Screw fixing quick support

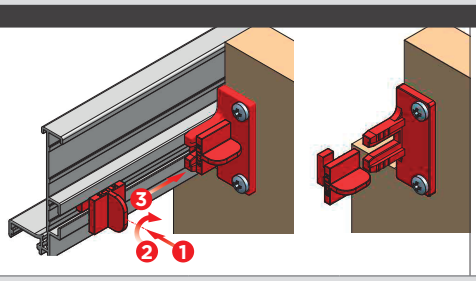

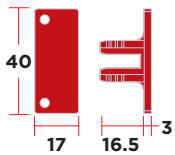

CODE	UNIT	DIMENSION	MIN ORDER QTY	PCS/BOX	BOX SIZES	WEIGHT	VOLUME
			NR	NR	L X B X H	KG	M³
SU116DS590000	CP	-	300	300	BOX01PB 400x300x200	3,30	0,024

SU136

Supporto rapido con pioli

Pins fixing quick support

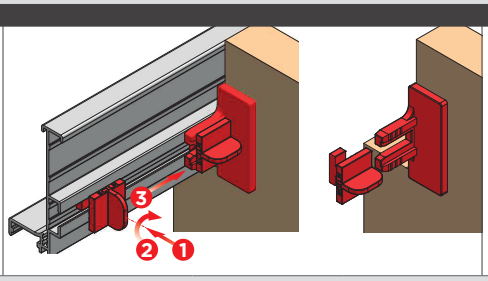

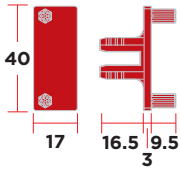

CODE	UNIT	DIMENSION	MIN ORDER QTY	PCS/BOX	BOX SIZES	WEIGHT	VOLUME
			NR	NR	L X B X H	KG	M³
SU136DS590000	CP	-	300	300	BOX01PB 400x300x200	3,30	0,024

CF8021TP

Terminale dx + sx

End cap rh + lh

A V



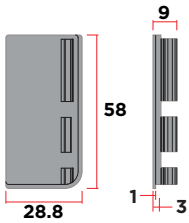

CODE	UNIT	DIMENSION	MIN ORDER QTY	PCS/BOX	BOX SIZES	WEIGHT	VOLUME
			NR	NR	L X B X H	KG	M³
CF8021TPxxx	CF	-	9	9	blister	0,33	-

CF8006TPxxxC

Terminale dx + sx

End cap rh + lh

A V



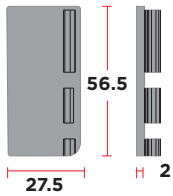

CODE	UNIT	DIMENSION	MIN ORDER QTY	PCS/BOX	BOX SIZES	WEIGHT	VOLUME
			NR	NR	L X B X H	KG	M³
CF8006TPxxxC	CF	-	9	9	blister	0,38	-

FGCSP0159-xx

Terminale chiuso dx + sx

End cap rh + lh

P



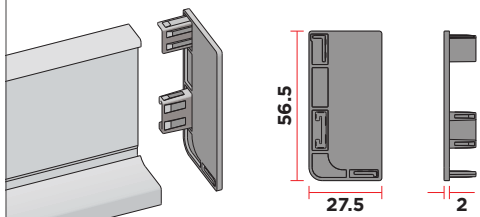

CODE	UNIT	DIMENSION	MIN ORDER QTY	PCS/BOX	BOX SIZES	WEIGHT	VOLUME
			NR	NR	L X B X H	KG	M³
FGCSP0159-xx	CP	-	100	100	BOX74 310x170x120	-	0,006

CSP0149-01SF

Dispositivo di fissaggio meccanico gola-catenaria. Applicazione rapida e semplice. Non servono viti e lavorazioni di foratura. Applicabile a mobile finito, anche con top montato.

Mechanical fastener for Gola Channel and Catenaria Crossbar. Quick and easy application. No need for screws or drilling. Applies to assembled cabinets, even with mounted top.

SOLO CON CATENARIA 6588
FOR 6588 CROSSBAR





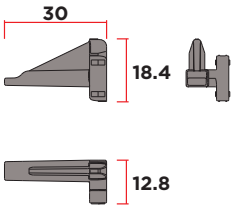

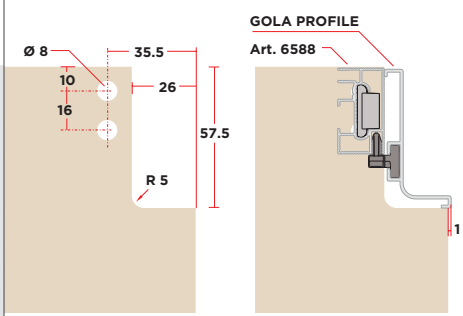

CODE	UNIT	DIMENSION	MIN ORDER QTY	PCS/BOX	BOX SIZES	WEIGHT	VOLUME
			NR	NR	L X B X H	KG	M³
CSP0149-01SF	NR	-	200	200	CART.74 310X170X120	0,04	0,006

8045

Profilo gola cassettiere/cestoni **pannellabile**

Panelling gola profile for drawers

A

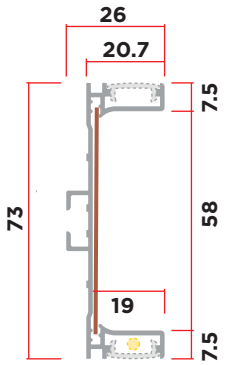

RI08090201L41

Con le quote indicate si ottiene la sporgenza di 1 mm del Profilo Gola dal fianco. Se non si desidera avere la sporgenza, aumentare di 1 mm le quote indicate.
The quoted dimensions considers that the Gola Profile will overcome the side of the cabinet of 1 mm. In case the Gola Profile has to be flush with the cabinet sides, then the quoted dimensions has to be increased of 1 mm.

laminato h 60 mm spessore fino a 1 mm
laminate h 60 mm thickness up to 1 mm

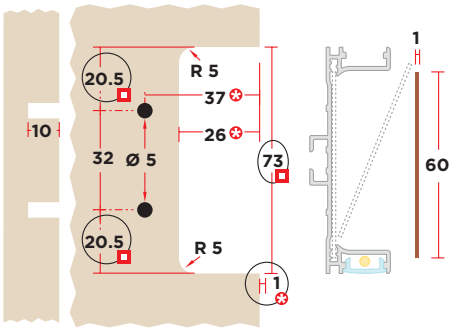



CODE	UNIT	DIMENSION	MIN ORDER QTY	PCS/BOX	BOX SIZES	WEIGHT	VOLUME
		L	ML	NR	L X B X H	KG	M³
8045xxxL41	ML	4100	41	10	BOX146 4250x205x80	23,25	0,069

CODE	UNIT	DIMENSION	MIN ORDER QTY	PCS/BOX	BOX SIZES	WEIGHT	VOLUME
		L	ML	NR	L X B X H	KG	M³
RI08090201L41	ML	4100	41	-	-	-	-

Strip LED non inclusi - Strip LED not included

SU116

Supporto rapido attacco a vite

Screw fixing quick support

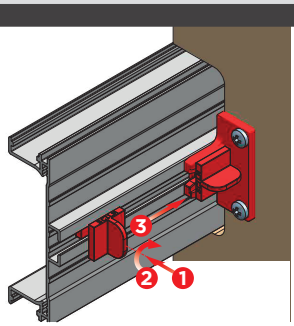

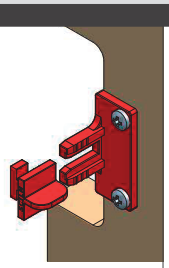

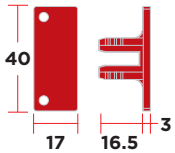

CODE	UNIT	DIMENSION	MIN ORDER QTY	PCS/BOX	BOX SIZES	WEIGHT	VOLUME
			NR	NR	L X B X H	KG	M³
SU116DS590000	CP	-	300	300	BOX01PB 400x300x200	3,30	0,024

SU136

Supporto rapido con pioli

Pins fixing quick support

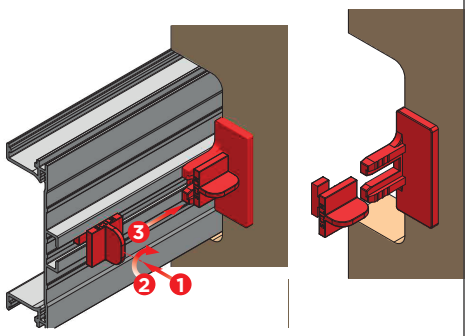

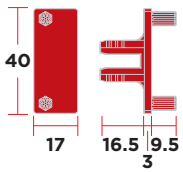

CODE	UNIT	DIMENSION	MIN ORDER QTY	PCS/BOX	BOX SIZES	WEIGHT	VOLUME
			NR	NR	L X B X H	KG	M³
SU136DS590000	CP	-	300	300	BOX01PB 400x300x200	3,30	0,024

CF8022TP

Terminale dx + sx

End cap rh + lh

A V



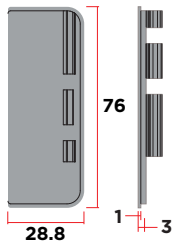

CODE	UNIT	DIMENSION	MIN ORDER QTY	PCS/BOX	BOX SIZES	WEIGHT	VOLUME
			NR	NR	L X B X H	KG	M³
CF8022TPxxx	CF	-	9	9	blister	0,41	-

CF8007TPIxxxC

Coppia terminali universali

Couple of universal end caps

A V



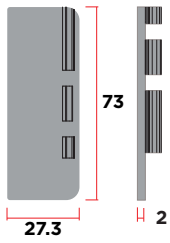

CODE	UNIT	DIMENSION	MIN ORDER QTY	PCS/BOX	BOX SIZES	WEIGHT	VOLUME
			NR	NR	L X B X H	KG	M³
CF8007TPIxxxC	CF	-	9	9	blister	0,40	-

FGCSP0161-xx

Coppia terminali universali

Couple of universal end caps

P

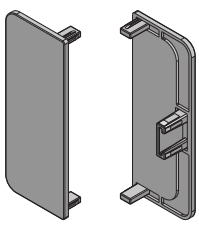

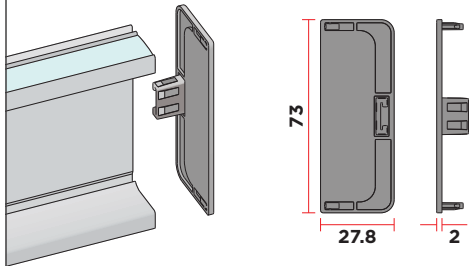

CODE	UNIT	DIMENSION	MIN ORDER QTY	PCS/BOX	BOX SIZES	WEIGHT	VOLUME
			NR	NR	L X B X H	KG	M³
FGCSP0161-xx	CP	-	100	100	BOX 74 310x170x120	-	0,006

8021

Profilo gola sottotop piatta

Flat gola profile

M IG A V

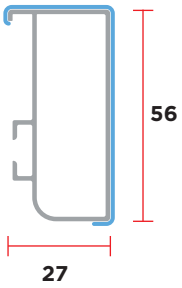

Con le quote indicate si ottiene la sporgenza di 1 mm del Profilo Gola dal fianco. Se non si desidera avere la sporgenza, aumentare di 1 mm le quote indicate.
The quoted dimensions considers that the Gola Profile will overcome the side of the cabinet of 1 mm. In case the Gola Profile has to be flush with the cabinet sides, then the quoted dimensions has to be increased of 1 mm.

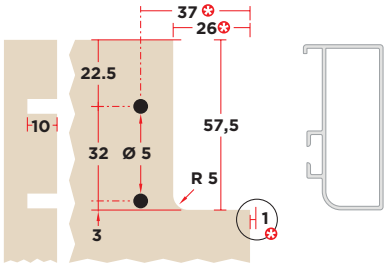



CODE	UNIT	DIMENSION	MIN ORDER QTY	PCS/BOX	BOX SIZES	WEIGHT	VOLUME
		L	ML	NR	L X B X H	KG	M³
8021xxxL39	ML	3900	39	10	BOX06 4040x80x205	32,50	0,066

SU116

Supporto rapido attacco a vite

Screw fixing quick support

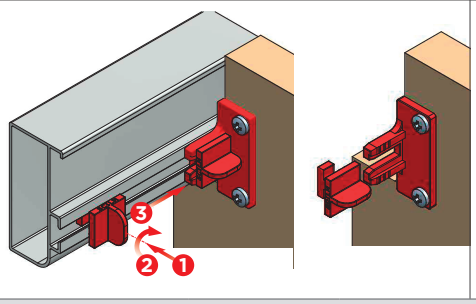

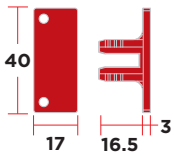

CODE	UNIT	DIMENSION	MIN ORDER QTY	PCS/BOX	BOX SIZES	WEIGHT	VOLUME
			NR	NR	L X B X H	KG	M³
SU116DS590000	CP	-	300	300	BOX01PB 400x300x200	3,30	0,024

SU136

Supporto rapido con pioli

Pins fixing quick support

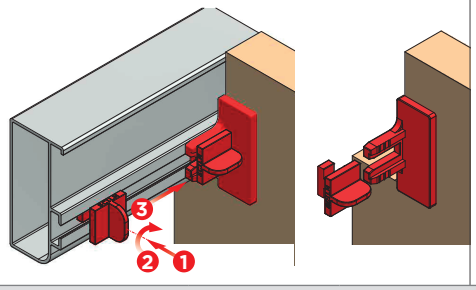

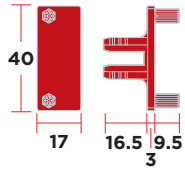

CODE	UNIT	DIMENSION	MIN ORDER QTY	PCS/BOX	BOX SIZES	WEIGHT	VOLUME
			NR	NR	L X B X H	KG	M³
SU136DS590000	CP	-	300	300	BOX01PB 400x300x200	3,30	0,024

CF8021TP

Terminale dx + sx

End cap rh + lh

A V



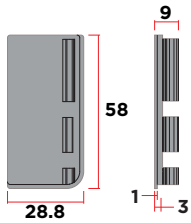

CODE	UNIT	DIMENSION	MIN ORDER QTY	PCS/BOX	BOX SIZES	WEIGHT	VOLUME
			NR	NR	L X B X H	KG	M³
CF8021TPxxx	CF	-	9	9	blister	0,33	-

SG8021

Spigolo 90°

90° external corner

A V



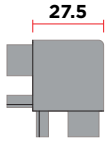

CODE	UNIT	DIMENSION	MIN ORDER QTY	PCS/BOX	BOX SIZES	WEIGHT	VOLUME
			NR	NR	L X B X H	KG	M³
SG8021-xxx	NR	-	18	18	blister	2,29	-

AG8021

Angolo 90°

90° internal corner

A V



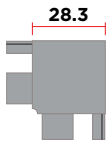

CODE	UNIT	DIMENSION	MIN ORDER QTY	PCS/BOX	BOX SIZES	WEIGHT	VOLUME
			NR	NR	L X B X H	KG	M³
AG8021-xxx	NR	-	18	18	blister	2,41	-

CSP0149-01SF

Dispositivo di fissaggio meccanico gola-catenaria. Applicazione rapida e semplice. Non servono viti e lavorazioni di foratura. Applicabile a mobile finito, anche con top montato.

Mechanical fastener for Gola Channel and Catenaria Crossbar. Quick and easy application. No need for screws or drilling. Applies to assembled cabinets, even with mounted top.

SOLO CON CATENARIA 6588
FOR 6588 CROSSBAR





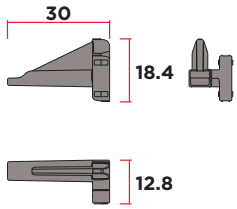

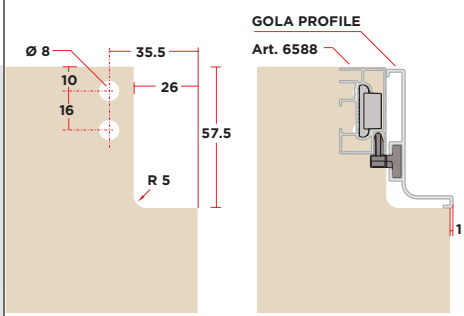

CODE	UNIT	DIMENSION	MIN ORDER QTY	PCS/BOX	BOX SIZES	WEIGHT	VOLUME
			NR	NR	L X B X H	KG	M³
CSP0149-01SF	NR	-	200	200	CART.74 310X170X120	0,04	0,006

8022

Profilo gola cassettiera/cestoni piatta

Flat gola profile for drawers

M IG A V

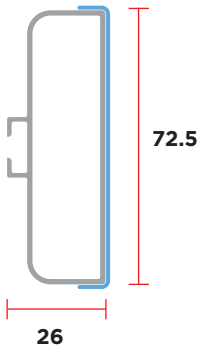



✪ **Con le quote indicate si ottiene la sporgenza di 1 mm del Profilo Gola dal fianco. Se non si desidera avere la sporgenza, aumentare di 1 mm le quote indicate.**
The quoted dimensions considers that the Gola Profile will overcome the side of the cabinet of 1 mm. In case the Gola Profile has to be flush with the cabinet sides, then the quoted dimensions has to be increased of 1 mm.

◘ **Se il profilo è impiallacciato la fresata deve essere di 74 mm e le quote 20,5 passano a 21,0.**
In case of veneered profile, milling quote will be of 74 mm and dimension 20,5 will become 21,0.

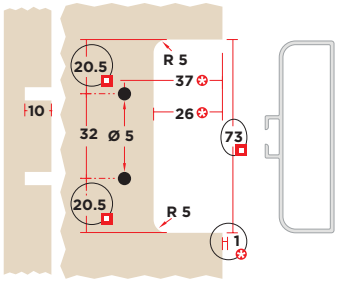

CODE	UNIT	DIMENSION	MIN ORDER QTY	PCS/BOX	BOX SIZES	WEIGHT	VOLUME
		L	ML	NR	L X B X H	KG	M³
8022xxxL39	ML	3900	39	10	BOX07 4050x110x205	28,2	0,091

SU116

Supporti rapidi attacco a vite

Screw fixing quick support

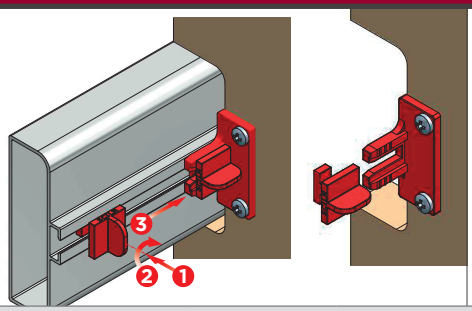

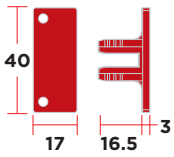

CODE	UNIT	DIMENSION	MIN ORDER QTY	PCS/BOX	BOX SIZES	WEIGHT	VOLUME
			NR	NR	L X B X H	KG	M³
SU116DS590000	CP	-	300	300	BOX01PB 400x300x200	3,30	0,024

SU136

Supporto rapido con pioli

Pins fixing quick support

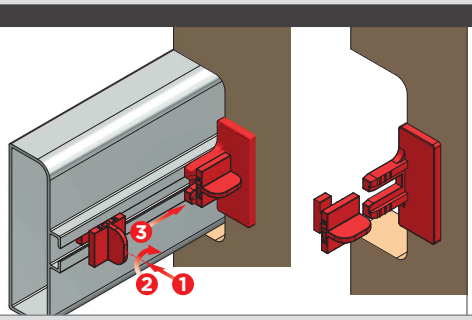

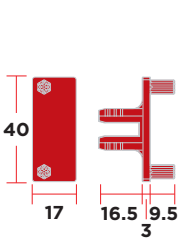

CODE	UNIT	DIMENSION	MIN ORDER QTY	PCS/BOX	BOX SIZES	WEIGHT	VOLUME
			NR	NR	L X B X H	KG	M³
SU136DS590000	CP	-	300	300	BOX01PB 400x300x200	3,30	0,024

CF8022TP

Terminale dx + sx

End cap rh + lh

A V



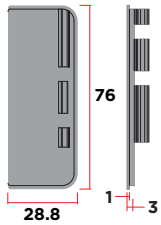

CODE	UNIT	DIMENSION	MIN ORDER QTY	PCS/BOX	BOX SIZES	WEIGHT	VOLUME
			NR	NR	L X B X H	KG	M³
CF8022TPxxx	CF	-	9	9	blister	0,41	-

SG8022

Spigolo 90°

90° external corner

A V



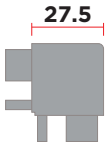

CODE	UNIT	DIMENSION	MIN ORDER QTY	PCS/BOX	BOX SIZES	WEIGHT	VOLUME
			NR	NR	L X B X H	KG	M³
SG8022-xxx	NR	-	18	18	blister	2,79	-

AG8022

Angolo 90°

90° internal corner

A V



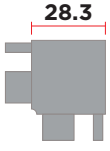

CODE	UNIT	DIMENSION	MIN ORDER QTY	PCS/BOX	BOX SIZES	WEIGHT	VOLUME
			NR	NR	L X B X H	KG	M³
AG8022-xxx	NR	-	18	18	blister	2,95	-

8030

Profilo gola sottotop abbinabile al profilo gola per cassettiera/cestoni art 8007

Flat gola profile, combined with the Gola profile for drawers mod. 8007

A V



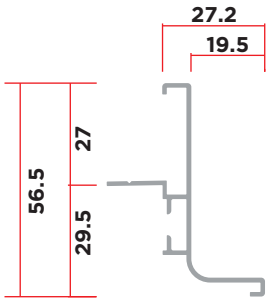

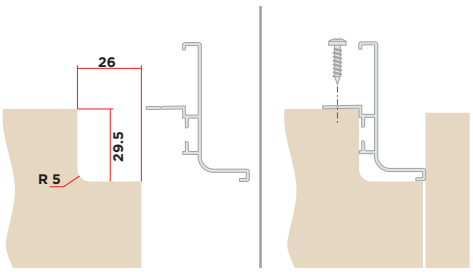

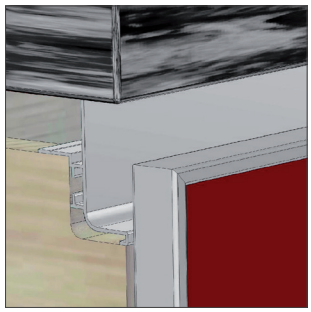

CODE	UNIT	DIMENSION	MIN ORDER QTY	PCS/BOX	BOX SIZES	WEIGHT	VOLUME
		L	ML	NR	L X B X H	KG	M³
8030xxxL39	ML	3900	702	15	BOX07 4050x110x205	24,28	0,091

CF8006TP

Terminale dx + sx

End cap rh + lh

A V



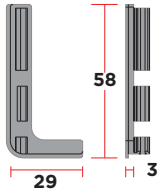

CODE	UNIT	DIMENSION	MIN ORDER QTY	PCS/BOX	BOX SIZES	WEIGHT	VOLUME
			NR	NR	L X B X H	KG	M³
CF8006TPxxx	CF	-	9	9	blister	0,56	-

CF8006TPxxxC

Terminale dx + sx

End cap rh + lh

A V



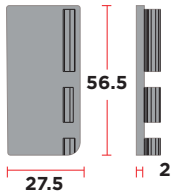

CODE	UNIT	DIMENSION	MIN ORDER QTY	PCS/BOX	BOX SIZES	WEIGHT	VOLUME
			NR	NR	L X B X H	KG	M³
CF8006TPxxxC	CF	-	9	9	blister	0,40	-
				V			

TGCSP0158

Terminale aperto dx + sx

End cap Rh + Lh

P



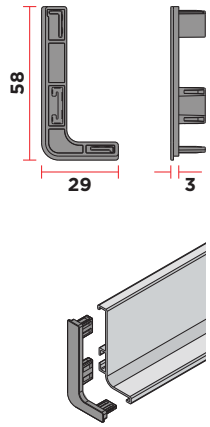

CODE	UNIT	DIMENSION	MIN ORDER QTY	PCS/BOX	BOX SIZES	WEIGHT	VOLUME
			NR	NR	L X B X H	KG	M³
TGCSP0158-xx	CP	-	100	100	BOX74 310x170x120	-	0,006

TGCSP0159

Terminale chiuso dx + sx

End cap Rh + Lh

P



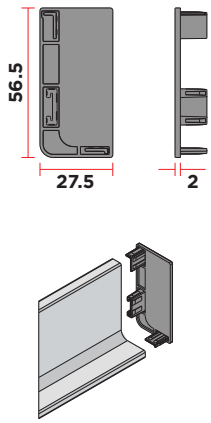

CODE	UNIT	DIMENSION	MIN ORDER QTY	PCS/BOX	BOX SIZES	WEIGHT	VOLUME
			NR	NR	L X B X H	KG	M³
TGCSP0159-xx	CP	-	100	100	BOX74 310x170x120	-	0,006

AGP8006

Set angolo interno + esterno 45°

Set internal + external corner 45°

P



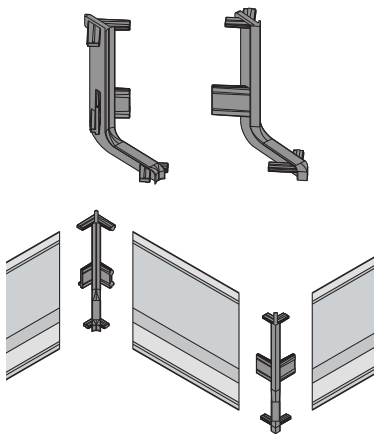

CODE	UNIT	DIMENSION	MIN ORDER QTY	PCS/BOX	BOX SIZES	WEIGHT	VOLUME
			NR	NR	L X B X H	KG	M³
AGP8006-xx	CP	-	100	100	BOX74 310x170x120	-	0,006

SERIE 8034 PIATTA
SERIES 8034 FLAT VERSION

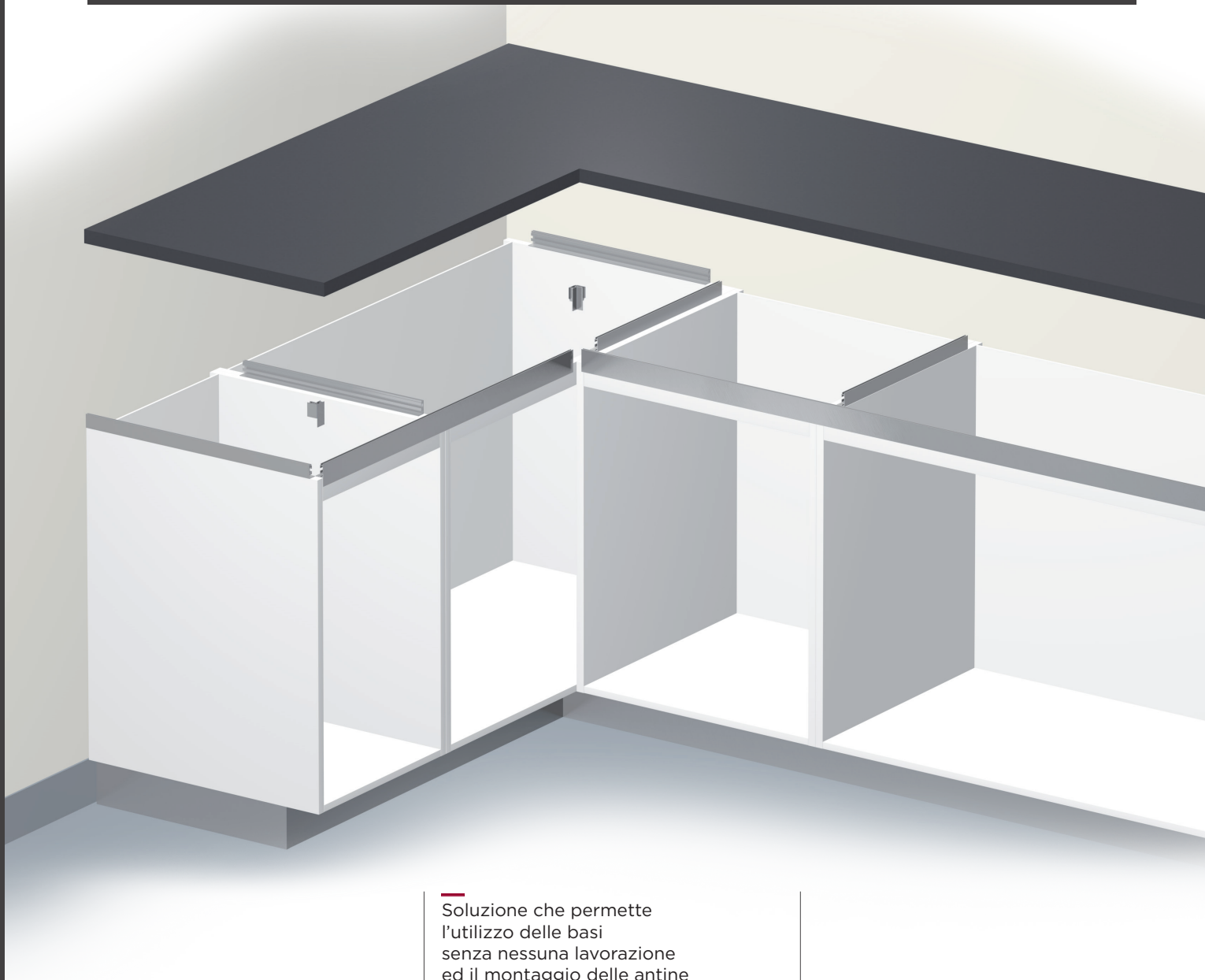

Soluzione che permette
l'utilizzo delle basi
senza nessuna lavorazione
ed il montaggio delle antine
di serie.
Ampia gamma di accessori
in alluminio.

This solution
allows to use the bases
without any processing,
and the mounting of production
doors. It comes with a wide range
of aluminum accessories.

8034

Profilo gola sottotop piatto

Flat gola profile

A V

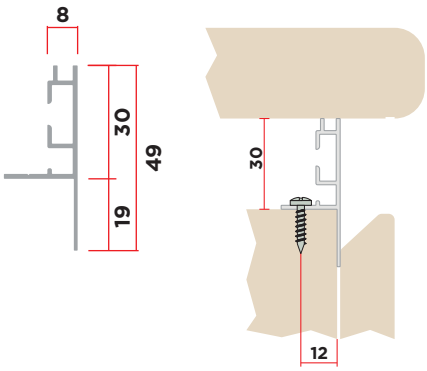



CODE	UNIT	DIMENSION	MIN ORDER QTY	PCS/BOX	BOX SIZES	WEIGHT	VOLUME
		L	ML	NR	L X B X H	KG	M³
8034xxxL42	ML	4200	1600	24	BOX146 4250x205x80	31,55	0,069

8035

Profilo gola sottotop laterale/compensatore in finitura o grezzo

Flat gola profile, lateral/compensing

A V

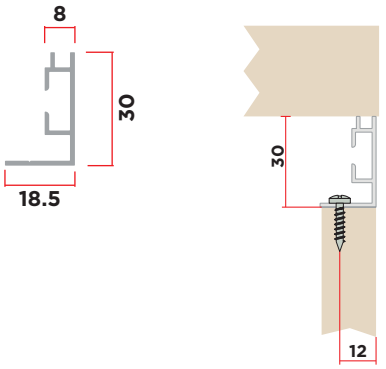



CODE	UNIT	DIMENSION	MIN ORDER QTY	PCS/BOX	BOX SIZES	WEIGHT	VOLUME
		L	ML	NR	L X B X H	KG	M³
8035xxxL42	ML	4200	1980	36	BOX146 4250x205x80	38,25	0,069
8035GREL42	ML	4200	1980	36	BOX146 4250x205x80	38,25	0,069

SG8037

Spigolo esterno 135°

135° external corner

A V





CODE	UNIT	DIMENSION	MIN ORDER QTY	PCS/BOX	BOX SIZES	WEIGHT	VOLUME
			NR	NR	L X B X H	KG	M³
SG8037-xxx	NR	-	120	30	blister	0,02	-

AG8037

Angolo interno 135°

135° internal corner

A V



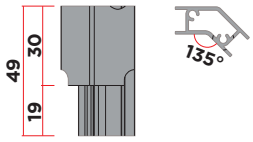

CODE	UNIT	DIMENSION	MIN ORDER QTY	PCS/BOX	BOX SIZES	WEIGHT	VOLUME
			NR	NR	L X B X H	KG	M³
AG8037-xxx	NR	-	120	30	blister	0,02	-

SG8036

Spigolo esterno 90°

External corner 90°

A V





CODE	UNIT	DIMENSION	MIN ORDER QTY	PCS/BOX	BOX SIZES	WEIGHT	VOLUME
			NR	NR	L X B X H	KG	M³
SG8036-xxx	NR	-	120	30	blister	0,22	-

AG8036

Angolo interno 90°

Internal corner 90°

A V



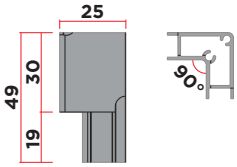

CODE	UNIT	DIMENSION	MIN ORDER QTY	PCS/BOX	BOX SIZES	WEIGHT	VOLUME
			NR	NR	L X B X H	KG	M³
AG8036-xxx	NR	-	120	30	blister	0,22	-

SG8036DX

Spigolo esterno 90° DX

RH external corner 90°

A V



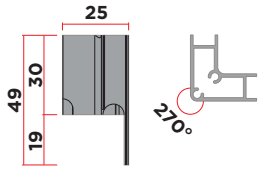

CODE	UNIT	DIMENSION	MIN ORDER QTY	PCS/BOX	BOX SIZES	WEIGHT	VOLUME
			NR	NR	L X B X H	KG	M³
SG8036Dx-xxx	NR	-	120	30	blister	0,23	-

SG8036SX

Spigolo esterno 90° SX

LH external corner 90°

A V



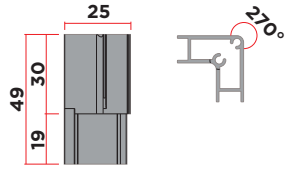

CODE	UNIT	DIMENSION	MIN ORDER QTY	PCS/BOX	BOX SIZES	WEIGHT	VOLUME
			NR	NR	L X B X H	KG	M³
SG8036Sx-xxx	NR	-	120	30	blister	0,23	-

CF.0124

Set di fissaggio 45°
Set di fissaggio gola cassetto

Set fixing 45°
Set fixing gola for drawer

A V

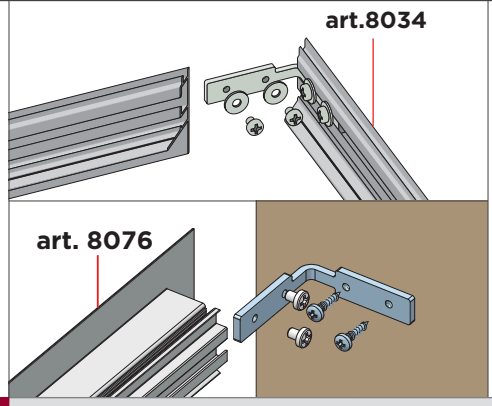

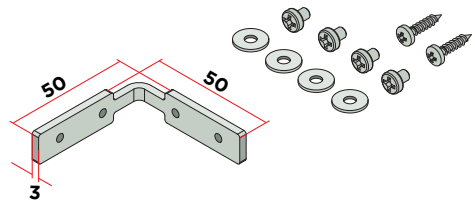

CODE	UNIT	DIMENSION	MIN ORDER QTY	PCS/BOX	BOX SIZES	WEIGHT	VOLUME
		H	NR	NR	L X B X H	KG	M³
CF.0124	NR	-	100	100	BOX74 310x170x120	3,00	0,006

CF.0125

Set piastrina di giunzione

Set fixing plate

A V

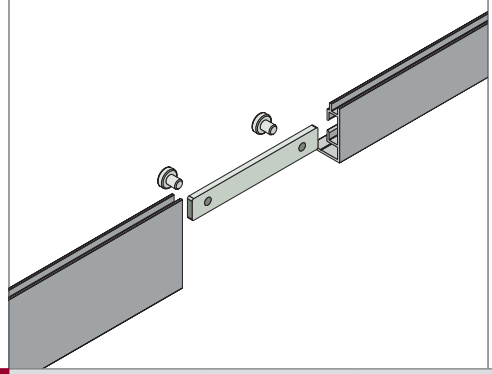

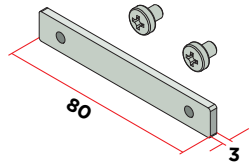

CODE	UNIT	DIMENSION	MIN ORDER QTY	PCS/BOX	BOX SIZES	WEIGHT	VOLUME
		H	NR	NR	L X B X H	KG	M³
CF.0125	NR	-	100	100	BOX74 310x170x120	2,70	0,006

8076

Gola piatta orizzontale
per cassetto

Flat horizontal gola system
for drawer

CON LAVORAZIONE SU PROFILO
ADDICTIONAL MILLING NEEDED
ON THE PROFILE

A V

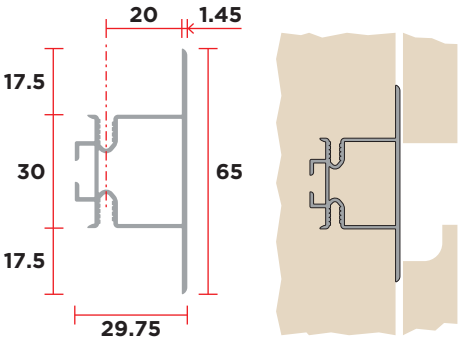



CODE	UNIT	DIMENSION	MIN ORDER QTY	PCS/BOX	BOX SIZES	WEIGHT	VOLUME
		L	ML	NR	L X B X H	KG	M³
8076xxxL45	ML	4500	67,5	15	BOX07L 5050x110x205	48,00	0,114

SU136

Supporto rapido con pioli

Pins fixing quick support

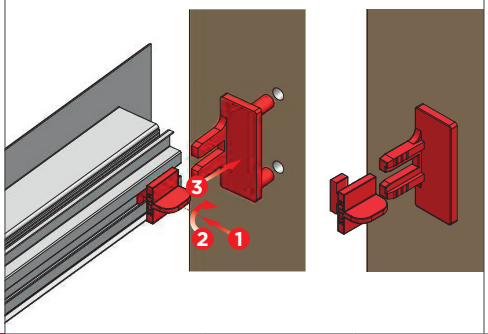

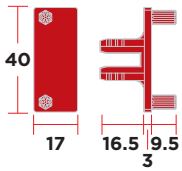

CODE	UNIT	DIMENSION	MIN ORDER QTY	PCS/BOX	BOX SIZES	WEIGHT	VOLUME
			NR	NR	L X B X H	KG	M³
SU136DS590000	CP	-	300	300	BOX01PB 400x300x200	3,30	0,024

SU116

Supporto rapido attacco a vite

Screw fixing quick support

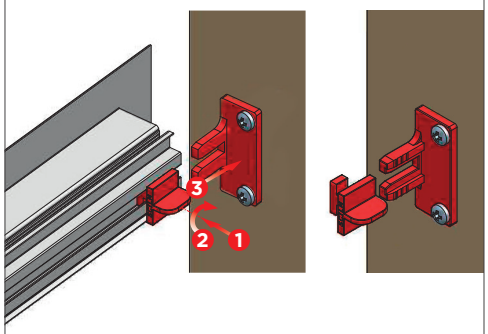

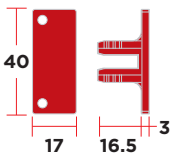

CODE	UNIT	DIMENSION	MIN ORDER QTY	PCS/BOX	BOX SIZES	WEIGHT	VOLUME
			NR	NR	L X B X H	KG	M³
SU116DS590000	CP	-	300	300	BOX01PB 400x300x200	3,30	0,024

8000

Profilo gola sottotop
con guarnizione di battuta

Gola profile with gasket

M A



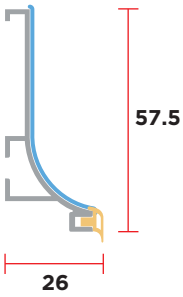

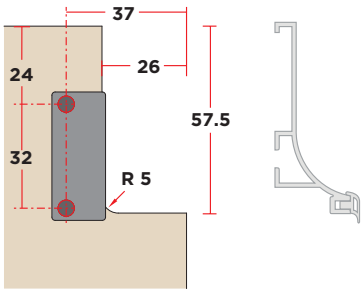

CODE	UNIT	DIMENSION	MIN ORDER QTY	PCS/BOX	BOX SIZES	WEIGHT	VOLUME
		L	ML	NR	L X B X H	KG	M³
8000xxx01L39	ML	3900	97,5	25	BOX07 4050x110x205	37,50	0,091

SU121

Supporti con pioli

Pins fixing support

**CHIEDERE AL CUSTOMER SERVICE
LA SPECIFICA DI LAVORAZIONE**
ASK CUSTOMER SERVICE
FOR THE PROCESSING DETAILS

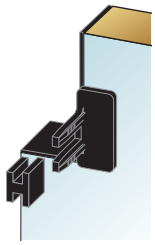

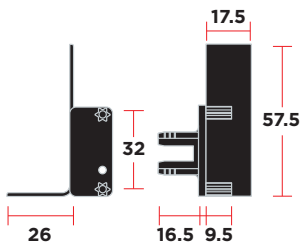

CODE	UNIT	DIMENSION	MIN ORDER QTY	PCS/BOX	BOX SIZES	WEIGHT	VOLUME
			NR	NR	L X B X H	KG	M³
SU121DS060000	CP	-	350	350	BOX57PB 500x400x300	4,90	0,060

SU116

Supporto rapido attacco a vite

Screw fixing quick support

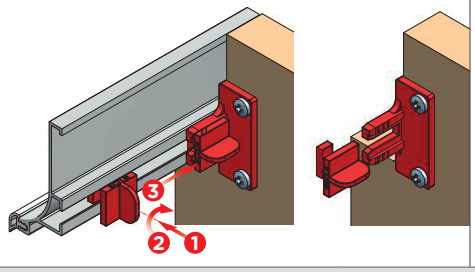

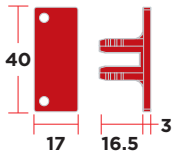

CODE	UNIT	DIMENSION	MIN ORDER QTY	PCS/BOX	BOX SIZES	WEIGHT	VOLUME
			NR	NR	L X B X H	KG	M³
SU116DS590000	CP	-	300	300	BOX01PB 400x300x200	3,30	0,024

SU136

Supporto rapido con pioli

Pins fixing quick support

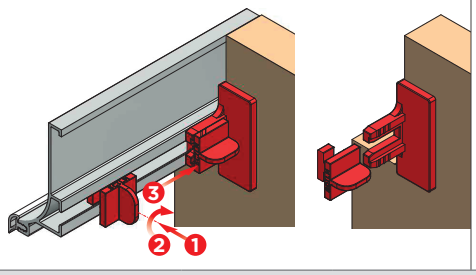

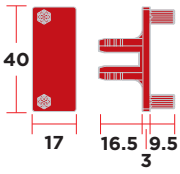

CODE	UNIT	DIMENSION	MIN ORDER QTY	PCS/BOX	BOX SIZES	WEIGHT	VOLUME
			NR	NR	L X B X H	KG	M³
SU136DS590000	CP	-	300	300	BOX01PB 400x300x200	3,30	0,024

TG103

Terminale

End cap

P

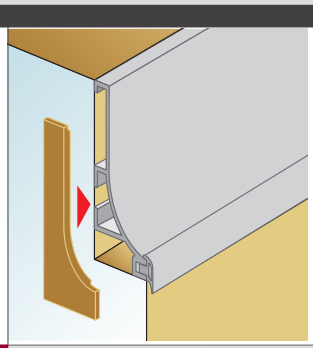

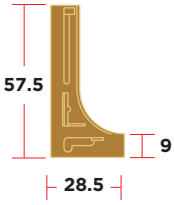

CODE	UNIT	DIMENSION	MIN ORDER QTY	PCS/BOX	BOX SIZES	WEIGHT	VOLUME
			NR	NR	L X B X H	KG	M³
TG103DSxx0000	CP	-	100	100	-	0,30	-

FG111

Finale

End cap

P

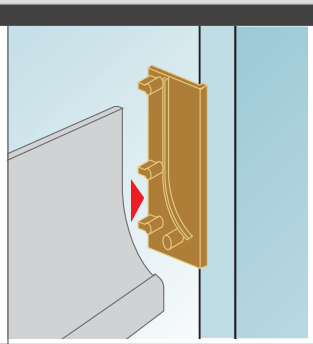

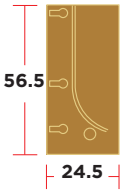

CODE	UNIT	DIMENSION	MIN ORDER QTY	PCS/BOX	BOX SIZES	WEIGHT	VOLUME
			NR	NR	L X B X H	KG	M³
FG111DSxx0000	CP	-	100	100	-	0,40	-

AG138

Angolo + spigolo

Int/ext corner

P

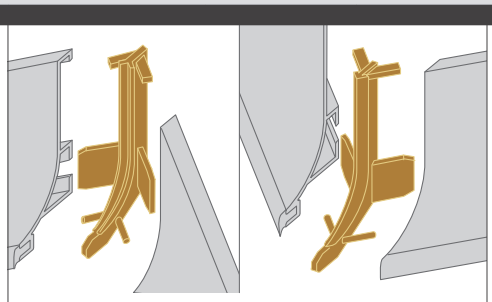

CODE	UNIT	DIMENSION	MIN ORDER QTY	PCS/BOX	BOX SIZES	WEIGHT	VOLUME
			NR	NR	L X B X H	KG	M³
AG138xx	CP	-	100	100	-	0,40	-

8100

Profilo gola cassettiera/cestoni
con guarnizione di battuta

Gola profile for drawers with gasket

M A



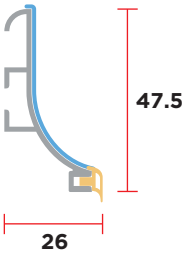

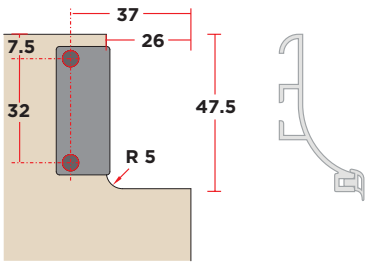

CODE	UNIT	DIMENSION	MIN ORDER QTY	PCS/BOX	BOX SIZES	WEIGHT	VOLUME
		L	ML	NR	L X B X H	KG	M³
8100xxx01L39	ML	3900	97,5	25	BOX06 4040x80x205	34,10	0,066

SU116

Supporto rapido attacco a vite

Screw fixing quick support

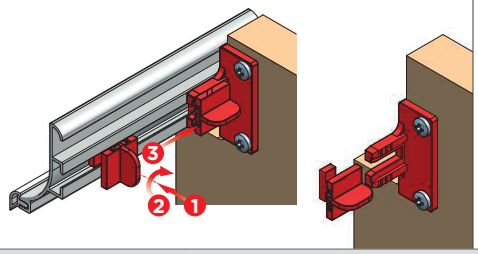

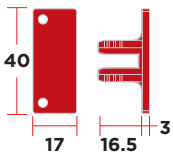

CODE	UNIT	DIMENSION	MIN ORDER QTY	PCS/BOX	BOX SIZES	WEIGHT	VOLUME
			NR	NR	L X B X H	KG	M³
SU116DS590000	CP	-	300	300	BOX01PB 400x300x200	3,30	0,024

SU136

Supporto rapido con pioli

Pins fixing quick support

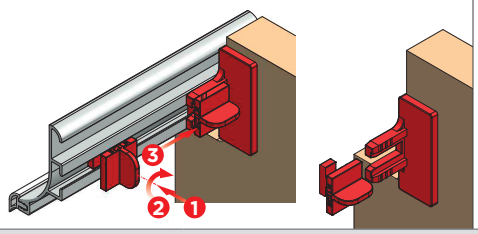

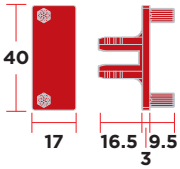

CODE	UNIT	DIMENSION	MIN ORDER QTY	PCS/BOX	BOX SIZES	WEIGHT	VOLUME
			NR	NR	L X B X H	KG	M³
SU136DS590000	CP	-	300	300	BOX01PB 400x300x200	3,30	0,024

TG104

Terminale

End cap

P

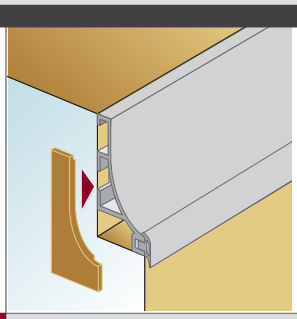

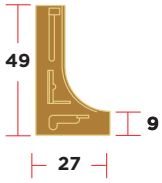

CODE	UNIT	DIMENSION	MIN ORDER QTY	PCS/BOX	BOX SIZES	WEIGHT	VOLUME
			NR	NR	L X B X H	KG	M³
TG104DSxx0000	CP	-	200	200	-	0,30	-

FG112

Finale

End cap

P

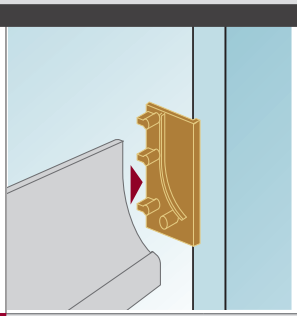

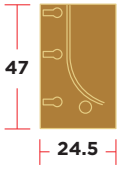

CODE	UNIT	DIMENSION	MIN ORDER QTY	PCS/BOX	BOX SIZES	WEIGHT	VOLUME
			NR	NR	L X B X H	KG	M³
FG112DSxx0000	CP	-	200	200	-	0,40	-

AG137

Angolo + spigolo

Int/ext corner

P

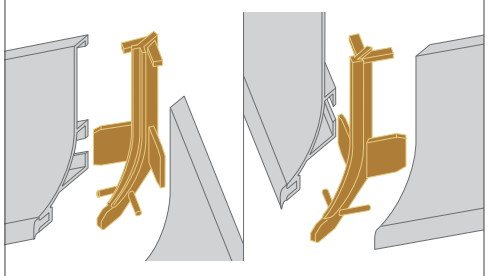

CODE	UNIT	DIMENSION	MIN ORDER QTY	PCS/BOX	BOX SIZES	WEIGHT	VOLUME
			NR	NR	L X B X H	KG	M³
AG137xx	CP	-	200	200	-	0,32	-

8200

Profilo gola sottotop
con guarnizione di battuta

Gola profile with gasket

M A

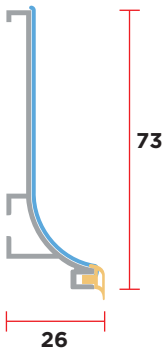



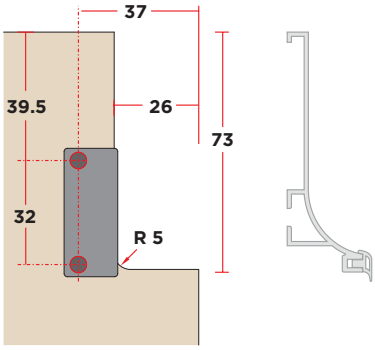

CODE	UNIT	DIMENSION	MIN ORDER QTY	PCS/BOX	BOX SIZES	WEIGHT	VOLUME
		L	ML	NR	L X B X H	KG	M³
8200xxx01L39	ML	3900	78	20	BOX07 4050x110x205	35,50	0,091

SU101A

Supporti attacco a vite

Screw fixing support

CHIEDERE AL CUSTOMER SERVICE
LA SPECIFICA DI LAVORAZIONE
ASK CUSTOMER SERVICE
FOR THE PROCESSING DETAILS

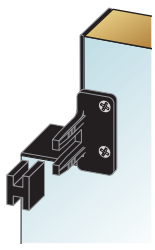

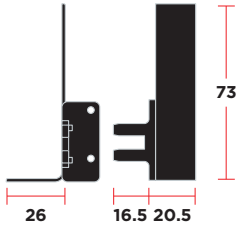

CODE	UNIT	DIMENSION	MIN ORDER QTY	PCS/BOX	BOX SIZES	WEIGHT	VOLUME
			NR	NR	L X B X H	KG	M³
SU101ADS06000	CP	-	700	700	BOX57PB 500x400x300	4,90	0,060

SU116

Supporto rapido attacco a vite

Screw fixing quick support

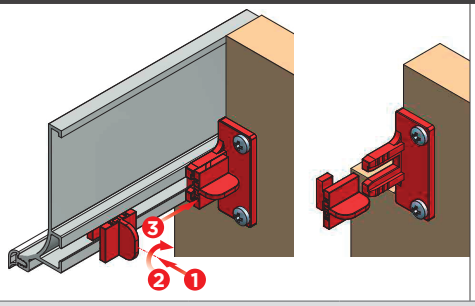

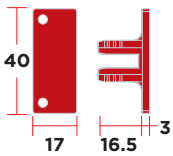

CODE	UNIT	DIMENSION	MIN ORDER QTY	PCS/BOX	BOX SIZES	WEIGHT	VOLUME
			NR	NR	L X B X H	KG	M³
SU116DS590000	CP	-	300	300	BOX01PB 400x300x200	3,30	0,024

SU136

Supporto rapido con pioli

Pins fixing quick support

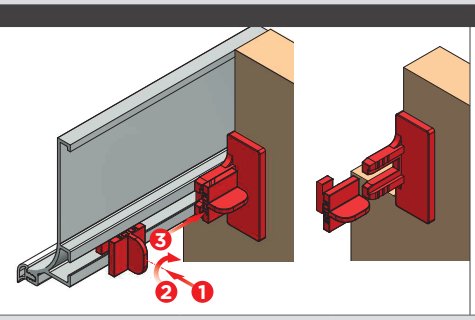

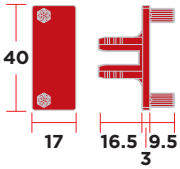

CODE	UNIT	DIMENSION	MIN ORDER QTY	PCS/BOX	BOX SIZES	WEIGHT	VOLUME
			NR	NR	L X B X H	KG	M³
SU136DS590000	CP	-	300	300	BOX01PB 400x300x200	3,30	0,024

TG103A

Terminale

End cap

P

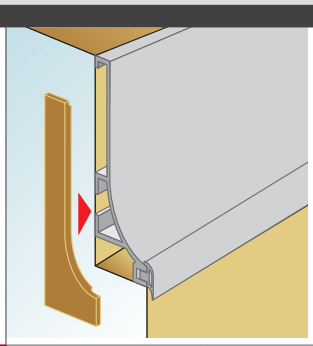

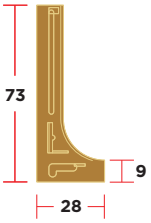

CODE	UNIT	DIMENSION	MIN ORDER QTY	PCS/BOX	BOX SIZES	WEIGHT	VOLUME
			NR	NR	L X B X H	KG	M³
TG103ADSxx000	CP	-	200	200	-	0,45	-

FG111A

Finale

End cap

P

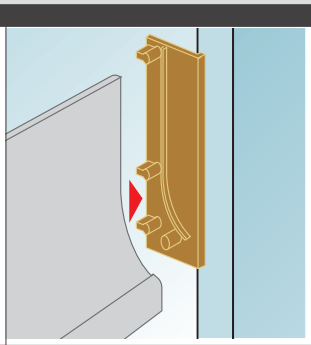

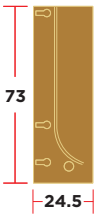

CODE	UNIT	DIMENSION	MIN ORDER QTY	PCS/BOX	BOX SIZES	WEIGHT	VOLUME
			NR	NR	L X B X H	KG	M³
FG111ADSxx000	CP	-	200	200	-	0,56	-

AG139

Angolo + spigolo

Int/ext corner

P

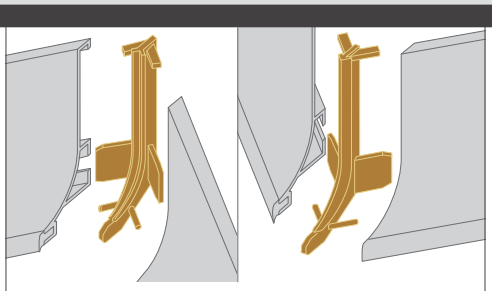

CODE	UNIT	DIMENSION	MIN ORDER QTY	PCS/BOX	BOX SIZES	WEIGHT	VOLUME
			NR	NR	L X B X H	KG	M³
AG139xx	CP	-	200	200	-	0,46	-

8300

Profilo gola doppia
per cassettiera/cestoni
con guarnizione di battuta

Double gola profile
for drawers with gasket

M A



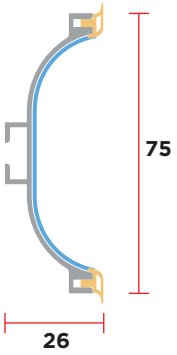

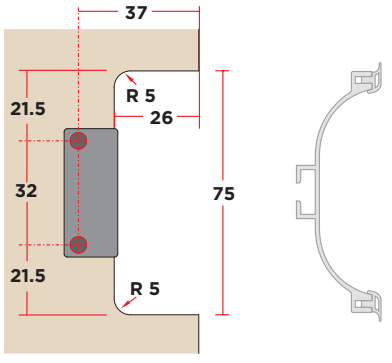

CODE	UNIT	DIMENSION	MIN ORDER QTY	PCS/BOX	BOX SIZES	WEIGHT	VOLUME
		L	ML	NR	L X B X H	KG	M³
8300xxx01L39	ML	3900	78	20	BOX07 4050x110x205	39,30	0,091

SU116

Supporto rapido attacco a vite

Screw fixing quick support

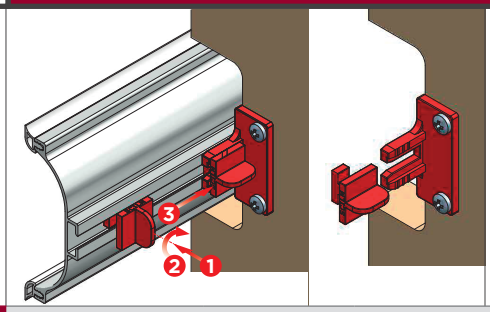

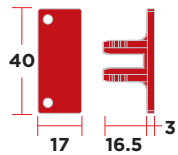

CODE	UNIT	DIMENSION	MIN ORDER QTY	PCS/BOX	BOX SIZES	WEIGHT	VOLUME
			NR	NR	L X B X H	KG	M³
SU116DS590000	CP	-	300	300	BOX01PB 400x300x200	3,30	0,024

SU136

Supporto rapido con pioli

Pins fixing quick support

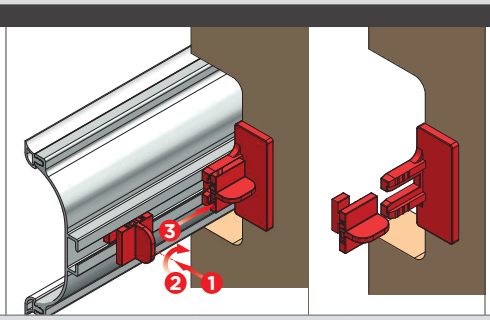

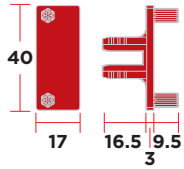

CODE	UNIT	DIMENSION	MIN ORDER QTY	PCS/BOX	BOX SIZES	WEIGHT	VOLUME
			NR	NR	L X B X H	KG	M³
SU136DS590000	CP	-	300	300	BOX01PB 400x300x200	3,30	0,024

TG104A

Terminale

End cap

P

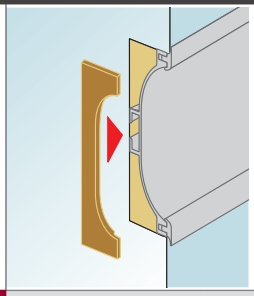

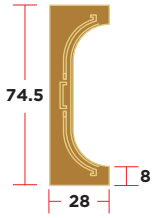

CODE	UNIT	DIMENSION	MIN ORDER QTY	PCS/BOX	BOX SIZES	WEIGHT	VOLUME
			NR	NR	L X B X H	KG	M³
TG104Axx	CP	-	200	200	-	0,57	-

FG112A

Finale

End cap

P

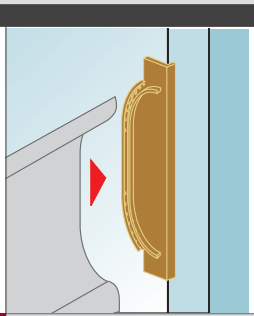

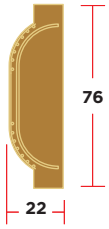

CODE	UNIT	DIMENSION	MIN ORDER QTY	PCS/BOX	BOX SIZES	WEIGHT	VOLUME
			NR	NR	L X B X H	KG	M³
FG112Axx	CP	-	200	200	-	0,24	-

AG140

Angolo + spigolo

Int/ext corner

P

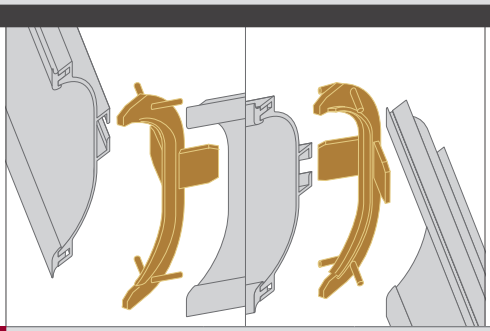

CODE	UNIT	DIMENSION	MIN ORDER QTY	PCS/BOX	BOX SIZES	WEIGHT	VOLUME
			NR	NR	L X B X H	KG	M³
AG140xx	CP	-	200	200	-	0,50	-



PROFILI GOLA VERTICALI
VERTICAL GOLA PROFILES

PROFILI GOLA UTILIZZABILI SU MOBILI STANDARD *SENZA NESSUNA LAVORAZIONE*

GOLA PROFILES THAT CAN BE USED ON STANDARD CABINETS *WITHOUT ANY PROCESSING*

8075 / 8076



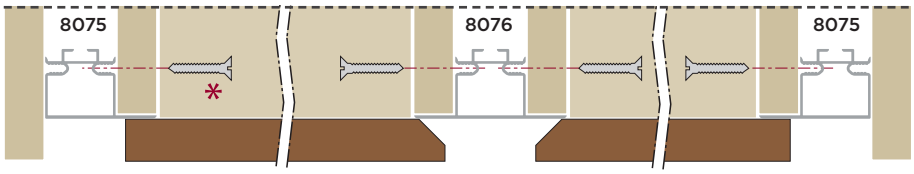

** LE VITI DA USARE PER IL BLOCCAGGIO DELLE GOLE SONO DIAMETRO 4,2mm, AUTOFILETTANTI*

** USE 4,2mm SELF-THREADING SCREWS TO ASSEMBLE THE GOLA*

PROFILI GOLA CHE RICHIEDONO UNA *LAVORAZIONE DEDICATA*

GOLA PROFILES THAT REQUEST A *SPECIAL PROCESSING*

8019 / 8020



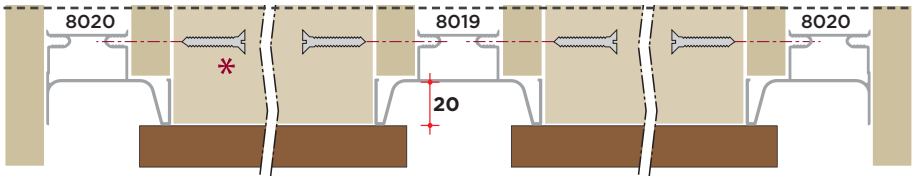

PROFILI GOLA CHE RICHIEDONO UNA *LAVORAZIONE DEDICATA* (UGUALE PER ENTRAMBE LE SOLUZIONI)

GOLA PROFILES THAT REQUEST A *SPECIAL PROCESSING*
(THE SAME FOR BOTH SOLUTIONS)

8074 / 8059 8033 / 8032



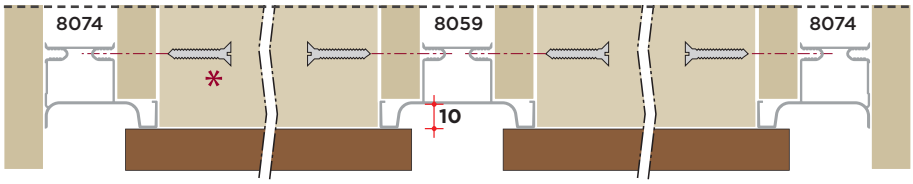

8025 / 8026 8072 / 8073



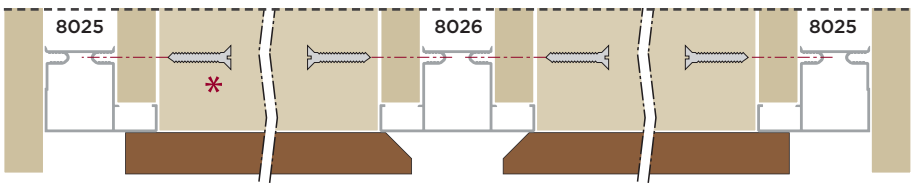

8074
8033

Profilo gola verticale
laterale

Lateral
vertical gola profile

IG A V

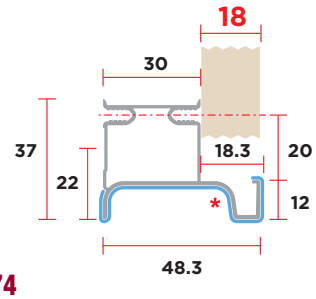

8074

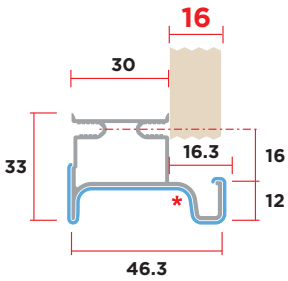

8033

*** QUOTA PRESA MANIGLIA 10 mm**
HANDLE GRIP DIMENSION 10mm

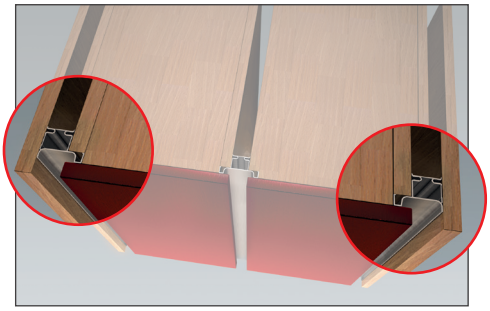



CODE	UNIT	DIMENSION	MIN ORDER QTY	PCS/BOX	BOX SIZES	WEIGHT	VOLUME
		L	ML	NR	L X B X H	KG	M³
8074xxxL45	ML	4500	45	10	BOX07L 5050x110x205	27,00	0,114
8033xxxL45	ML	4500	45	10	BOX07L 5050x110x205	35,00	0,114

8059
8032

Profilo gola verticale
intermedio

Intermediate
vertical gola profile

IG A V

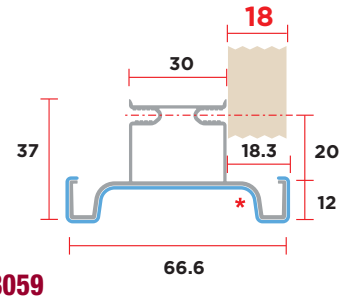

8059

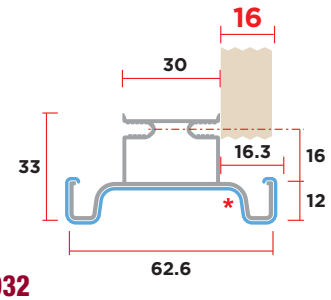

8032

*** QUOTA PRESA MANIGLIA 10 mm**
HANDLE GRIP DIMENSION 10mm





CODE	UNIT	DIMENSION	MIN ORDER QTY	PCS/BOX	BOX SIZES	WEIGHT	VOLUME
		L	ML	NR	L X B X H	KG	M³
8059xxxL45	ML	4500	45	10	BOX07L 5050x110x205	30,00	0,114
8032xxxL45	ML	4500	45	10	BOX07L 5050x110x205	39,00	0,114

8054

Profilo gola verticale
intermedio
con sede per l'illuminazione a led

Intermediate
vertical gola profile
for led lighting

IG A V

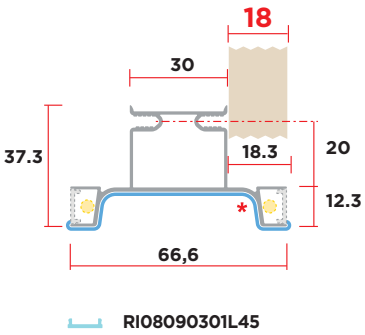



*** QUOTA PRESA MANIGLIA 10 mm**
HANDLE GRIP DIMENSION 10mm



CODE	UNIT	DIMENSION	MIN ORDER QTY	PCS/BOX	BOX SIZES	WEIGHT	VOLUME
		L	ML	NR	L X B X H	KG	M³
8054xxxL45	ML	4500	45	10	BOX07L 5050x110x205	35,00	0,114

CODE	UNIT	DIMENSION	MIN ORDER QTY	PCS/BOX	BOX SIZES	WEIGHT	VOLUME
		L	ML	NR	L X B X H	KG	M³
RI08090301L45	ML	4500	45	-	-	-	-

Strip LED non inclusi - Strip LED not included

8029

Profilo gola verticale
colonna forno

Vertical gola profile
oven column solution

IG A V

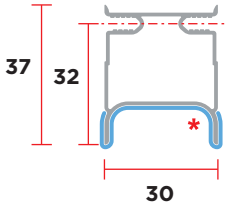



*** QUOTA PRESA MANIGLIA 10 mm**
HANDLE GRIP DIMENSION 10mm

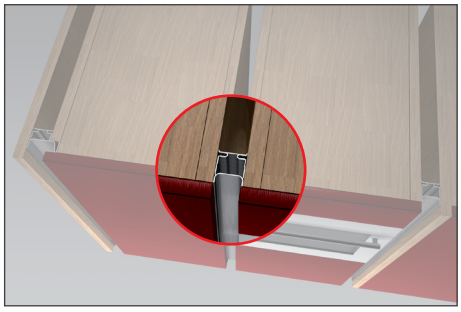

CODE	UNIT	DIMENSION	MIN ORDER QTY	PCS/BOX	BOX SIZES	WEIGHT	VOLUME
		L	ML	NR	L X B X H	KG	M³
8029xxxL45	ML	4500	67,5	15	BOX07L 5050x110x205	30,00	0,114

8020

Profilo gola verticale
laterale

Lateral
vertical gola profile

IG A V

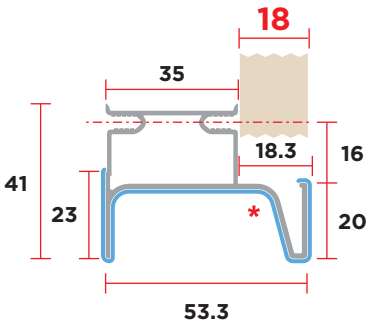

*** QUOTA PRESA MANIGLIA 20 mm**
HANDLE GRIP DIMENSION 20mm

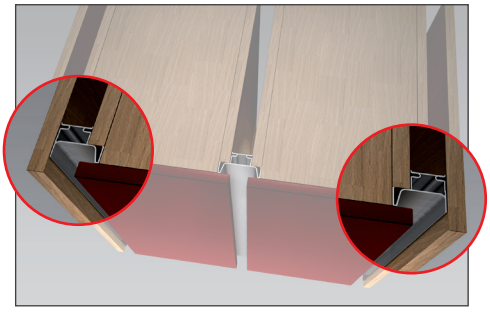



CODE	UNIT	DIMENSION	MIN ORDER QTY	PCS/BOX	BOX SIZES	WEIGHT	VOLUME
		L	ML	NR	L X B X H	KG	M³
8020xxxL42	ML	4200	403,2	16	BOX147 4250x110x205	27,85	0,096

8019

Profilo gola verticale
intermedio

Intermediate
vertical gola profile

IG A V

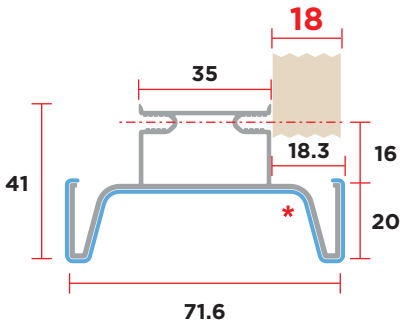

*** QUOTA PRESA MANIGLIA 20 mm**
HANDLE GRIP DIMENSION 20mm





CODE	UNIT	DIMENSION	MIN ORDER QTY	PCS/BOX	BOX SIZES	WEIGHT	VOLUME
		L	ML	NR	L X B X H	KG	M³
8019xxxL42	ML	4200	403,2	16	BOX147 4250x110x205	27,85	0,096

1275

Compensatore forno

Aluminum profile **for oven**

A V



1275xxx.0016
per gola verticale
art. 8059-8074 e art. 8032-8033
for art. 8059-8074 and art. 8032-8033

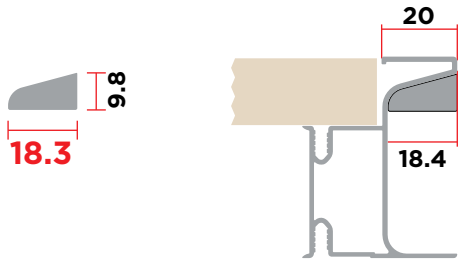

1275xxx.0017
per gola verticale art. 8019-8020
for art. 8019-8020

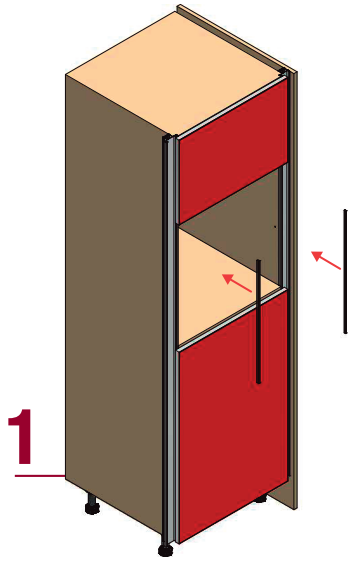

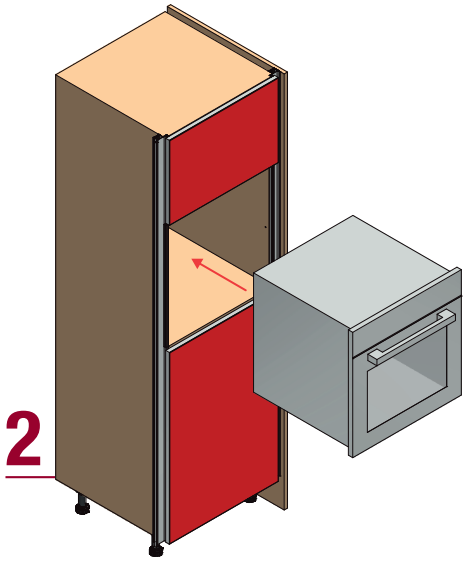

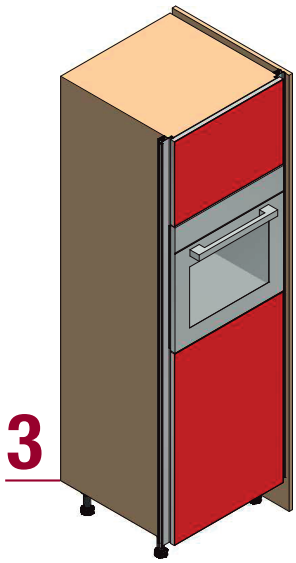

CODE	UNIT	DIMENSION	MIN ORDER QTY	PCS/BOX	BOX SIZES	WEIGHT	VOLUME
		L	NR	NR	L X B X H	KG	M³
1275xxx.0016	NR	580	50	50	-	4,00	-
1275xxx.0017	NR	580	50	50	-	4,00	-

8025
8072

Profilo gola verticale
laterale piatta

Lateral flat
vertical gola profile

IG A V

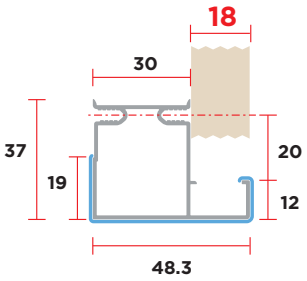

8025

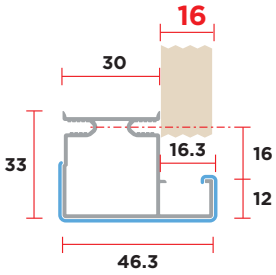

8072





CODE	UNIT	DIMENSION	MIN ORDER QTY	PCS/BOX	BOX SIZES	WEIGHT	VOLUME
		L	ML	NR	L X B X H	KG	M³
8025xxxL45	ML	4500	45	10	BOX06L 5050x80x205	25,00	0,114
8072xxxL45	ML	4500	45	10	BOX07L 5050x110x205	26,00	0,114

8026
8073

Profilo gola verticale
intermedio piatta

Intermediate flat
vertical gola profile

IG A V

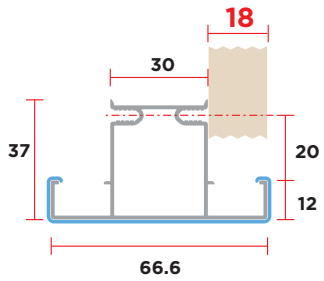

8026

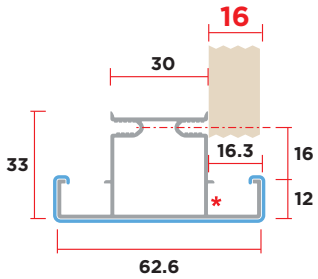

8073

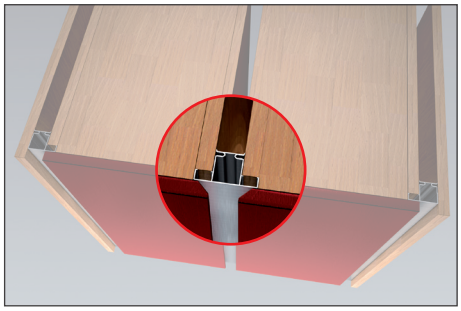



CODE	UNIT	DIMENSION	MIN ORDER QTY	PCS/BOX	BOX SIZES	WEIGHT	VOLUME
		L	ML	NR	L X B X H	KG	M³
8026xxxL45	ML	4500	45	10	BOX07L 5050x110x205	31,50	0,114
8073xxxL45	ML	4500	45	10	BOX07L 5050x110x205	30,00	0,114

8075

Profilo gola verticale
laterale piatta
utilizzabile su mobili standard
(non necessitano lavorazioni particolari)

Lateral flat
vertical gola profile
to be used on standard cabinets
(no need of special workings)

UTILIZZABILE ANCHE
COME GOLA SOTTOTOP ORIZZONTALE
CON ACCESSORIO CF.0124
E CON LAVORAZIONI SU PROFILO
IT CAN BE USED ALSO AS INTERMEDIATE
FLAT GOLA PROFILE WITH CF.0124
AND WITH ADDITIONAL WORKINGS
ON THE SIDE PANELS

IG A V

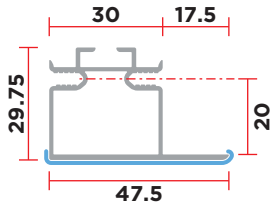





CODE	UNIT	DIMENSION	MIN ORDER QTY	PCS/BOX	BOX SIZES	WEIGHT	VOLUME
		L	ML	NR	L X B X H	KG	M³
8075xxxL45	ML	4500	67,5	15	BOX07L 5050x110x205	34,00	0,114

8076

Profilo gola verticale
intermedio piatta
utilizzabile su mobili standard
(non necessitano lavorazioni particolari)

Intermediate flat
vertical gola profile
to be used on standard cabinets
(no need of special workings)

IG A V

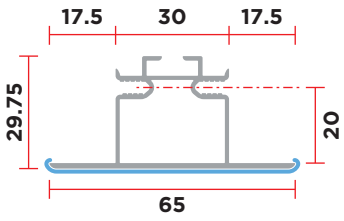

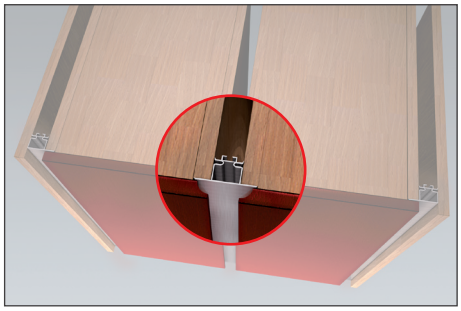



CODE	UNIT	DIMENSION	MIN ORDER QTY	PCS/BOX	BOX SIZES	WEIGHT	VOLUME
		L	ML	NR	L X B X H	KG	M³
80764xxxL45	ML	4500	67,5	15	BOX07L 5050x110x205	38,00	0,114

R1730

Profilo gola
per pensile

Gola profile
for hanging units

A



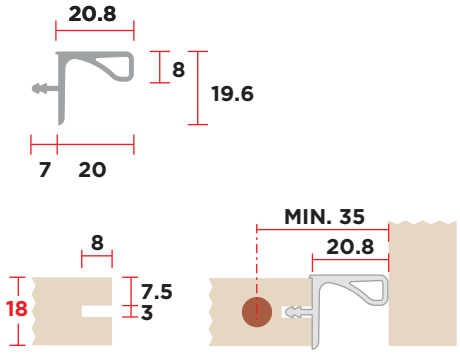

CODE	UNIT	DIMENSION	MIN ORDER QTY	PCS/BOX	BOX SIZES	WEIGHT	VOLUME
		L	ML	NR	L X B X H	KG	M³
R1730xxxL39	ML	3900	117	30	BOX06 4040x80x205	33,35	0,066

R1746

Profilo gola
per pensile

Gola profile
for hanging units

A



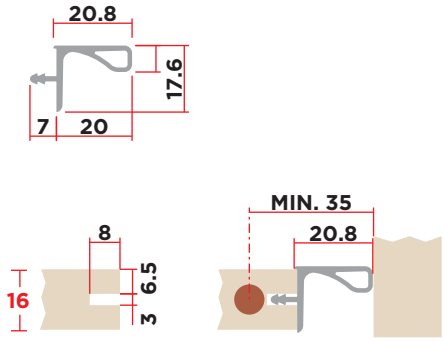

CODE	UNIT	DIMENSION	MIN ORDER QTY	PCS/BOX	BOX SIZES	WEIGHT	VOLUME
		L		NR	L X B X H	KG	M³
R1746xxxL39	ML	3900	117	30	BOX06 4040x80x205	33,35	0,066

R1717

Profilo gola per pensile
con guarnizione

Gola profile
for hanging units with gasket

A



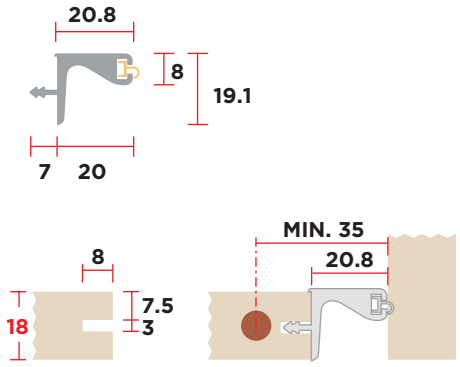

CODE	UNIT	DIMENSION	MIN ORDER QTY	PCS/BOX	BOX SIZES	WEIGHT	VOLUME
		L	ML	NR	L X B X H	KG	M³
R1717xxx07L39	ML	3900	97,5	25	BOX06 4040x80x205	38,51	0,066

R1725

Profilo gola per pensile
con guarnizione

Gola profile for hanging units
with gasket

A



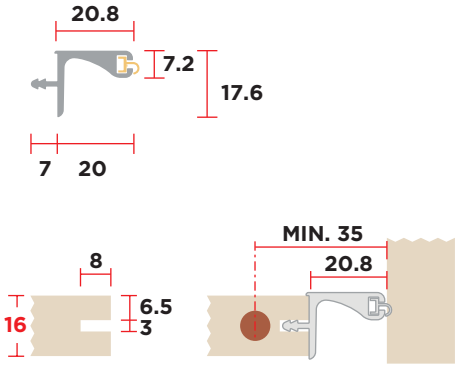

CODE	UNIT	DIMENSION	MIN ORDER QTY	PCS/BOX	BOX SIZES	WEIGHT	VOLUME
		L	ML	NR	L X B X H	KG	M³
R1725xxx07L39	ML	3900	1170	25	BOX06 4040x80x205	32,00	0,066

R1719

Profilo gola per pensile
con guarnizione

Gola profile
for hanging units
with gasket

A



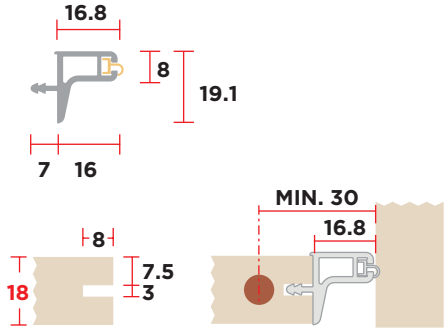

CODE	UNIT	DIMENSION	MIN ORDER QTY	PCS/BOX	BOX SIZES	WEIGHT	VOLUME
		L	ML	NR	L X B X H	KG	M³
R1719xxx07L39	ML	3900	1170	25	BOX06 4040x80x205	29,50	0,066

1730L

Gola per pensile*
con illuminazione a Led integrata

Gola for hanging units*
with integrated Led lighting

ART. R1730L50SL39 LED NON INCLUSI
CODE R1730L50SL39 LED NOT INCLUDED

A





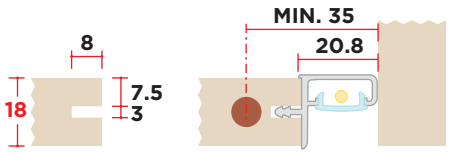

CODE	UNIT	DIMENSION	MIN ORDER QTY	PCS/BOX	BOX SIZES	WEIGHT	VOLUME
		L		NR	L X B X H	KG	M³
R1730L50SL39	NR	3900	-	30	BOX06 4040x80x205	29,00	0,0662
RI08090201L41	ML	4100	41	-	-	-	-

1746L

Gola per pensile*
con illuminazione a Led integrata

Gola for hanging units*
with integrated Led lighting

ART. R1730L50SL39 LED NON INCLUSI
CODE R1730L50SL39 LED NOT INCLUDED

A



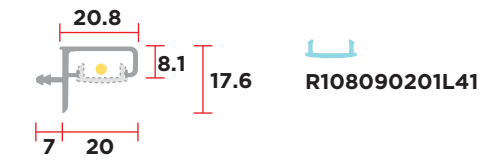

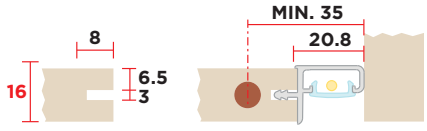

CODE	UNIT	DIMENSION	MIN ORDER QTY	PCS/BOX	BOX SIZES	WEIGHT	VOLUME
		L		NR	L X B X H	KG	M³
R1730L250SL39	NR	3900	-	30	BOX06 4040x80x205	29,00	0,0662
RI08090201L41	ML	4100	41	-	-	-	-

1730L2

Gola per pensile*
con doppia illuminazione a Led integrata

Gola for hanging units*
with double integrated Led lighting

ART.R1730L250SL39 LED NON INCLUSI
CODE R1730L250SL39 LED NOT INCLUDED

A



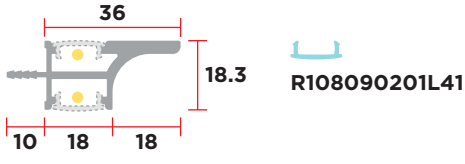

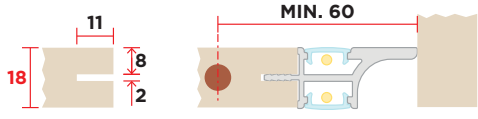

CODE	UNIT	DIMENSION	MIN ORDER QTY	PCS/BOX	BOX SIZES	WEIGHT	VOLUME
		L		NR	L X B X H	KG	M³
R1730L250SL39	NR	3900	-	30	BOX06 4040x80x205	29,00	0,0662
RI08090201L41	ML	4100	41	-	-	-	-

* SU RICHIESTA POSSIBILITÀ DI AVERE LAMPADA SU MISURA
  CABLATA E CON/SENZA INTERRUTTORE.
  PER MAGGIORI INFORMAZIONI RIVOLGERI AL NS CUSTOMER SERVICE
* UPON REQUEST IT IS POSSIBLE TO HAVE
  CUT-TO-SIZE CUSTOMIZED LAMP WITH/WITHOUT SWITCH.
  PLEASE CONTACT OUR CUSTOMER SERVICE FOR FURTHER INFORMATION.



Ampia la gamma proposta
per le catenarie in alluminio:
- vari interassi di fissaggio
- spine in materiale plastico
  da 8 e 10 mm
- spine in legno di faggio
  da 8 e 10 mm
- sezioni per schienali
  da 3 a 8 mm

Scilm offre inoltre
la possibilità di realizzare
profili personalizzati.

Il profilo catenaria
è studiato per essere applicato
su tutti i mobili base
sia nella parte anteriore
che posteriore.
È di ridotte dimensioni
e di facile applicazione,
offre una ottimale resa estetica
e una perfetta robustezza
anche nelle grandi dimensioni.
Il profilo dotato di sede
per schienale può essere ruotato
a seconda delle esigenze
costruttive.

CATENARIA PER MOBILE BASE
CATENARIA FOR BASE CABINET

Wide range of aluminum catenaria:
- different fixing dimensions
- plastic dowels from 8 to 10mm
- beech dowels from 8 to 10 mm
- back sections from 3 to 8 mm

Scilm can provide **customized profiles**.

The Catenaria Profile is designed to be applied on all the base cabinets, both on the front and back side. This profile is small and easy to mount, it is aestethically fine and solid also in big sizes. The profile, which features a seat for the cabinet back, can be rotated according to the mounting needs.

ESEMPI DI APPLICAZIONE ORIZZONTALE
EXAMPLES OF HORIZONTAL APPLICATION



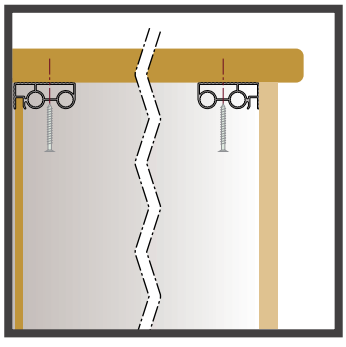

ESEMPI DI APPLICAZIONE VERTICALE
EXAMPLES OF VERTICAL APPLICATION



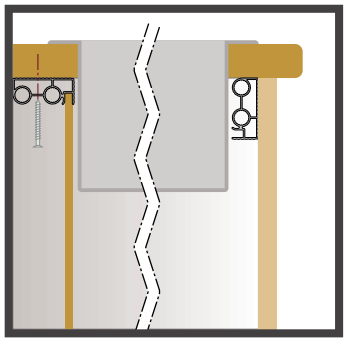

LE CATENARIE POSSONO ESSERE ORDINATE PER FIANCHI MOBILE SPESSORE MINIMO 14mm
"CATENARIE" CAN BE USED FOR CABINET SIDE OF 14mm MINIMUM THICKNESSdisassembled

6588

Catenaria **millerighe**
per mobile base

"Catenaria" for base cabinet





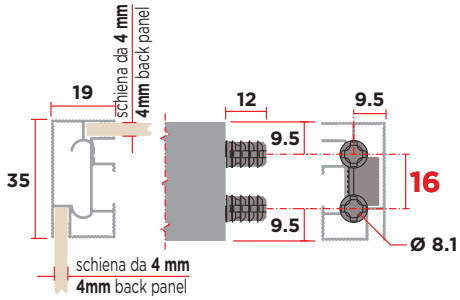

CODE	UNIT	DIMENSION	CABINET DIMENSION	MIN ORDER QTY	PCS/BOX	BOX SIZES	WEIGHT	VOLUME
		B X H	L	NR	NR	L X B X H	KG	M³
6588.xxxx	NR	19x35	450	200	40	thermo film 450x175x155	7,02	-
6588.xxxx	NR	19x35	600	200	40	thermo film 600x175x155	9,80	-
6588.xxxx	NR	19x35	900	200	40	thermo film 900x175x155	15,05	-
6588.xxxx	NR	19x35	1200	200	40	thermo film 1200x175x155	20,30	-

R6588

Profilo catenaria **millerighe** in barra

"catenaria" crossbar profile in lenghts



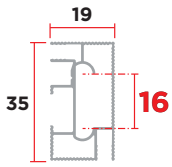

CODE	UNIT	DIMENSION	CABINET DIMENSION	MIN ORDER QTY	PCS/BOX	BOX SIZES	WEIGHT	VOLUME
		B X H	L	NR	NR	L X B X H	KG	M³
R6588L53	ML	19x35	5300	53	10	CART.06L (5500x80x205)	19,5	0,090

CSP0120-06SF

Tappo/spine per catenaria

"closing cap with dowels
for "catenaria" crossbar



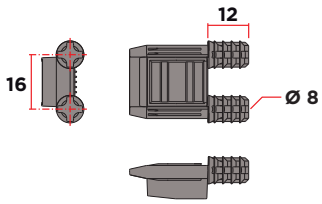

CODE	UNIT	DIMENSION	CABINET DIMENSION	MIN ORDER QTY	PCS/BOX	BOX SIZES	WEIGHT	VOLUME
		B X H	L	NR	NR	L X B X H	KG	M³
CSP0120-06SF	NR	-	-	100	100	CART.210 (150X200X100)	0,03	0,003

CSP0121-01SF

Piastrina per fissaggio catena - top

Plate for the fixing of the "catenaria"
crossbar to the worktop



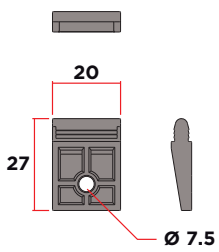

CODE	UNIT	DIMENSION	CABINET DIMENSION	MIN ORDER QTY	PCS/BOX	BOX SIZES	WEIGHT	VOLUME
		B X H	L	NR	NR	L X B X H	KG	M³
CSP0121-01SF	NR	-	-	100	100	CART.210 (150X200X100)	0,02	0,003

6588TP01

Dispositivo dx e sx per realizzazione telaio sottotop con catena 6588. Applicazione rapida e semplice. Non servono viti e lavorazioni di foratura. Personalizzabile a mobile finito con taglio a misura. Indispensabile per top sottili o in vetro. Ideale per applicazioni speciali con piani di cottura e lavabi.

Left and Right Joint-caps for 6588 "catenaria" crossbar frame assembly. Quick and easy application. No need for screws or drilling. Cut to size customization possible even for already assembled cabinets. Suitable for thin top or glass. Ideal for special applications with hobs and sinks.



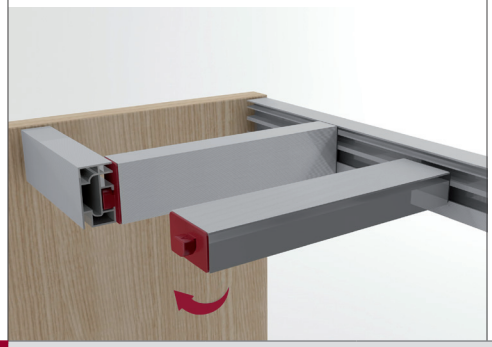

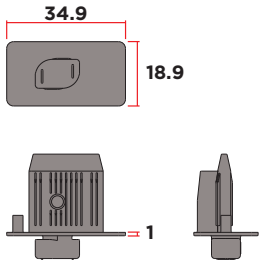

CODE	UNIT	DIMENSION	CABINET DIMENSION	MIN ORDER QTY	PCS/BOX	BOX SIZES	WEIGHT	VOLUME
		B X H	L	NR	NR	L X B X H	KG	M³
6588TP01	CP	-	-	100	100	CART.74 (310X170X120)	0,072	0,006

CSP0149-01SF

Dispositivo di fissaggio meccanico gola-catenaria. Applicazione rapida e semplice. Non servono viti e lavorazioni di foratura. Applicabile a mobile finito, anche con top montato.

Mechanical fastener for Gola Channel and Catenaria Crossbar. Quick and easy application. No need for screws or drilling. Applies to assembled cabinets, even with mounted top.

APPLICABILE AI PROFILI GOLA ART.8006 (VEDI PAG. 118), ART.8021 (VEDI PAG. 132) ED ART.8044 (VEDI PAG. 128)
TO BE USED WITH ITEM 8006 (SEE PAGE 118), 8021 "GOLA" PROFILE (SEE PAGE 132) AND 8044 "GOLA" PROFILE (SEE PAGE 128)





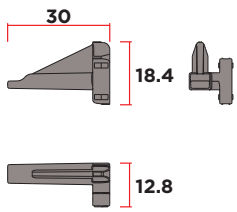

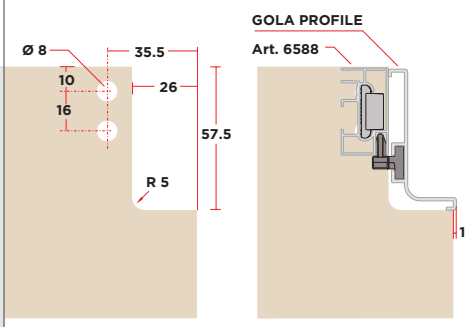

CODE	UNIT	DIMENSION	CABINET DIMENSION	MIN ORDER QTY	PCS/BOX	BOX SIZES	WEIGHT	VOLUME
		B X H	L	NR	NR	L X B X H	KG	M³
CSP0149-01SF	NR	-	-	200	200	CART.74 (310X170X120)	0,04	0,006

6572

Catenaria **millerighe**
per mobile base

"Catenaria" for base cabinet



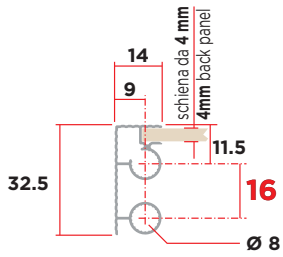

CODE	UNIT	DIMENSION	CABINET DIMENSION	MIN ORDER QTY	PCS/BOX	BOX SIZES	WEIGHT	VOLUME
		B X H	L	ML	NR	L X B X H	KG	M³
6572.xxxx	NR	14X32,5	450	250	50	thermo film 450x160x135	7,05	0,010
6572.xxxx	NR	14X32,5	600	250	50	thermo film 600x160x135	9,55	0,013
6572.xxxx	NR	14X32,5	900	250	50	thermo film 900x160x135	14,50	0,020
6572.xxxx	NR	14X32,5	1200	250	50	thermo film 1200x160x135	19,45	0,026

6592

Catenaria **millerighe**
per mobile base

"Catenaria" for base cabinet



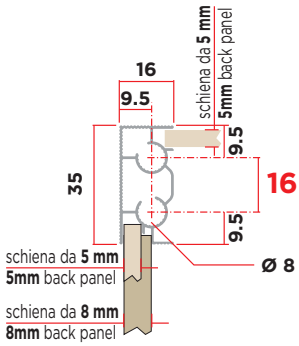

CODE	UNIT	DIMENSION	CABINET DIMENSION	MIN ORDER QTY	PCS/BOX	BOX SIZES	WEIGHT	VOLUME
		B X H	L	NR	NR	L X B X H	KG	M³
6592.xxxx	NR	16X35	450	250	50	thermo film 450x180x150	7,10	0,012
6592.xxxx	NR	16X35	600	250	50	thermo film 600x180x150	9,60	0,016
6592.xxxx	NR	16X35	900	250	50	thermo film 900x180x150	14,85	0,024
6592.xxxx	NR	16X35	1200	250	50	thermo film 1200x180x150	20,00	0,032

6587

Catenaria per mobile base
liscia verniciata a polveri epossidiche
nelle colorazioni sotto indicate

Plain Aluminum Crossbar
for base cabinet **Epoxy painted**
in the following colours

**DISPONIBILE IN VARIE COLORAZIONI,
PER MAGGIORI INFORMAZIONI RIVOLGERSI
AL NOSTRO CUSTOMER SERVICE**
DIFFERENT COLOURS AVAILABLE,
FOR FURTHER INFORMATION CONTACT
THE CUSTOMER SERVICE



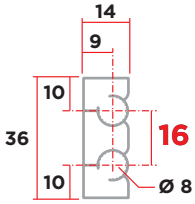

CODE	UNIT	DIMENSION	CABINET DIMENSION	MIN ORDER QTY	PCS/BOX	BOX SIZES	WEIGHT	VOLUME
		B X H	L	NR	NR	L X B X H	KG	M³
6587xxx.xxxx	NR	14X36	450	250	50	thermo film 450x180x150	7,30	0,012
6587xxx.xxxx	NR	14X36	600	250	50	thermo film 600x180x150	9,90	0,016
6587xxx.xxxx	NR	14X36	900	250	50	thermo film 900x180x150	14,80	0,024
6587xxx.xxxx	NR	14X36	1200	250	50	thermo film 1200x180x150	20,05	0,032

6570

Catenaria **millerighe**
per mobile base

"Catenaria" for base cabinet



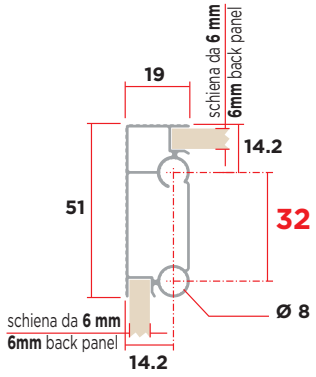

CODE	UNIT	DIMENSION	CABINET DIMENSION	MIN ORDER QTY	PCS/BOX	BOX SIZES	WEIGHT	VOLUME
		B X H	L	NR	NR	L X B X H	KG	M³
6570.xxxx	NR	19X51	450	40	40	thermo film 450x190x204	7,40	0,017
6570.xxxx	NR	19X51	600	40	40	thermo film 600x190x204	10,00	0,023
6570.xxxx	NR	19X51	900	40	40	thermo film 900x190x204	15,24	0,035
6570.xxxx	NR	19X51	1200	40	40	thermo film 1200x190x204	20,48	0,047

6585

Catenaria **millerighe**
per mobile base

"Catenaria" for base cabinet



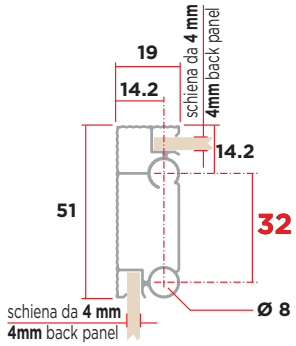

CODE	UNIT	DIMENSION	CABINET DIMENSION	MIN ORDER QTY	PCS/BOX	BOX SIZES	WEIGHT	VOLUME
		B X H	L	NR	NR	L X B X H	KG	M³
6585.xxxx	NR	19X51	450	40	40	thermo film 450x155x135	7,52	0,017
6585.xxxx	NR	19X51	600	40	40	thermo film 600x155x135	10,16	0,023
6585.xxxx	NR	19X51	900	40	40	thermo film 900x155x135	15,52	0,035
6585.xxxx	NR	19X51	1200	40	40	thermo film 1200x155x135	20,84	0,047

CATENARIE - POSSONO ESSERE ORDINATE PER FIANCHI MOBILE SPESSORE MINIMO 14mm
"CATENARIE" CAN BE USED FOR CABINET SIDE OF 14mm MINIMUM THICKNESSdisassembled

6589

Catenaria **liscia/millerighe**
per mobile base

"Catenaria" for base cabinet





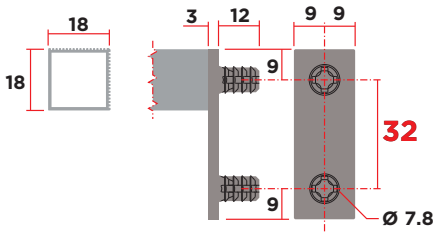

CODE	UNIT	DIMENSION	CABINET DIMENSION	MIN ORDER QTY	PCS/BOX	BOX SIZES	WEIGHT	VOLUME
		B X H	L	NR	NR	L X B X H	KG	M³
6589.xxxx	NR	18X18	450	240	48	thermo film 450x200x145	3,60	0,013
6589.xxxx	NR	18X18	600	240	48	thermo film 600x200x145	4,95	0,017
6589.xxxx	NR	18X18	900	240	48	thermo film 900x200x145	7,60	0,026
6589.xxxx	NR	18X18	1200	240	48	thermo film 1200x200x145	10,20	0,035

6591

Catenaria **liscia**
per mobile base

"Catenaria" for base cabinet





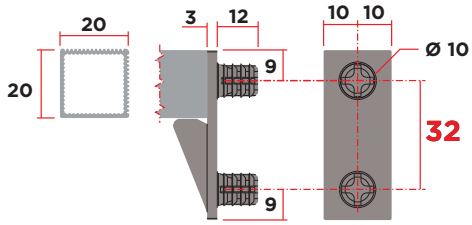

CODE	UNIT	DIMENSION	CABINET DIMENSION	MIN ORDER QTY	PCS/BOX	BOX SIZES	WEIGHT	VOLUME
		B X H	L	NR	NR	L X B X H	KG	M³
6591xxx.xxxx	NR	20X20	450	240	48	thermo film 450x200x145	5,95	0,013
6591xxx.xxxx	NR	20X20	600	240	48	thermo film 600x200x145	7,80	0,017
6591xxx.xxxx	NR	20X20	900	240	48	thermo film 900x200x145	11,50	0,026
6591xxx.xxxx	NR	20X20	1200	240	48	thermo film 1200x200x145	15,25	0,035

CATENARIE - POSSONO ESSERE ORDINATE PER FIANCHI MOBILE SPESSORE MINIMO 14mm
"CATENARIE" CAN BE USED FOR CABINET SIDE OF 14mm MINIMUM THICKNESSdisassembled

In cucina la pulizia
e l'igiene del mobile lavello
sono fondamentali per evitare
la proliferazione della fauna batterica.
Scilm ha ideato un innovativo
sottolavello che, grazie al trattamento
Bioshield garantisce l'eliminazione di
ogni aggressione batterica.
Il sottolavello Scilm,
ottenuto dalla lavorazione
di un unico foglio di alluminio,
assicura un perfetto isolamento
del fondo del mobile.

La protezione è ancora più efficace
se il sottolavello Scilm viene abbinato
alle catenarie in alluminio,
studiate per integrarsi perfettamente
alla sua struttura.
Le catenarie Scilm, realizzate
in alluminio estruso, consentono
diverse opzioni di fissaggio
e grazie alle ridotte dimensioni,
una ottimale resa estetica e funzionale.

In a kitchen, the cleaning
and hygiene of the sink
are crucial for preventing
the proliferation
of the bacterial fauna.
The Scilm aluminum sink-bottom
is equipped with soft gaskets which,
thanks to the Bioshield treatment,
guarantee the protection
against all bacterial
aggression.

The protection
is even more effective
if the sink-protection is combined
with Scilm aluminum "catenaria"
crossbar, designed to fit perfectly
to its structure.
The small dimensions
of Scilm extruded
aluminum crossbars,
allow different assembly options
for optimal aesthetic
and functional results.

PROTEZIONE PER LAVELLO
SINK BOTTOM PROTECTION



bioshield
SCILM ANTI-BACTERIAL PROGRAM



CARATTERISTICHE DI INNOVAZIONE
INNOVATION FEATURES

- TRATTAMENTO FUNGICIDA
- ANTIGRAFFIO
- ANTIMACCHIA
- DUREVOLE

- FUNGICIDE TREATMENT
- SCRATCH-RESISTANT
- STAIN-RESISTANT
- DURABLE

755L

Protezione per mobile lavello
in alluminio **LISCIO**
ANTIGRAFFIO e **ANTIMACCHIA**

PLAIN aluminum
sink bottom protection,
SCRATCH-RESISTANT
and **STAIN-RESISTANT**

bioshield
SCILM
ANTI-BACTERIAL
PROGRAM



MODULO D'ORDINE DISPONIBILE NEL SITO DOWNLOAD ORDER FORM FROM THE WEBSITE	
L	mm
P	mm
S	mm

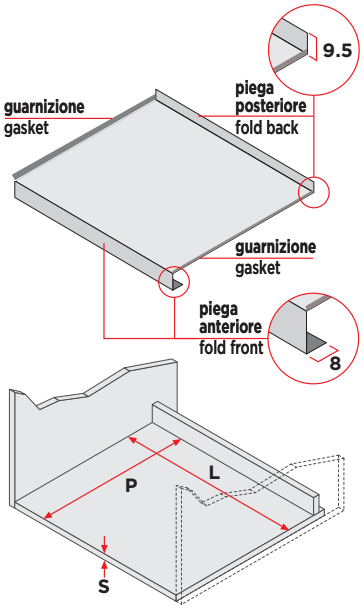





CODE	UNIT	DIMENSION	CABINET DIMENSION	MIN ORDER QTY	PCS/BOX	BOX SIZES	WEIGHT	VOLUME
			L	NR	NR	L X B X H	KG	M³
755Lxxxx.xxx	NR	-	450	20	20	CART.46 444X280X575	7,56	0,071
755Lxxxx.xxx	NR	-	600	20	20	CART.47 594X230X575	9,20	0,079
755Lxxxx.xxx	NR	-	900	20	20	CART.49 894X230X575	12,48	0,118
755Lxxxx.xxx	NR	-	1200	20	20	CART.50 1194X230X575	15,80	0,158

768L

Protezione per mobile lavello ad angolo in alluminio **LISCIO ANTIGRAFFIO** e **ANTIMACCHIA**

PLAIN aluminum corner sink bottom protection **SCRATCH-RESISTANT** and **STAIN-RESISTANT**

bioshield
SCILM ANTI-BACTERIAL PROGRAM



MODULO D'ORDINE DISPONIBILE NEL SITO DOWNLOAD ORDER FORM FROM THE WEBSITE	
L	mm
L1	mm
P	mm
P1	mm
A	mm
A1	mm
S	mm

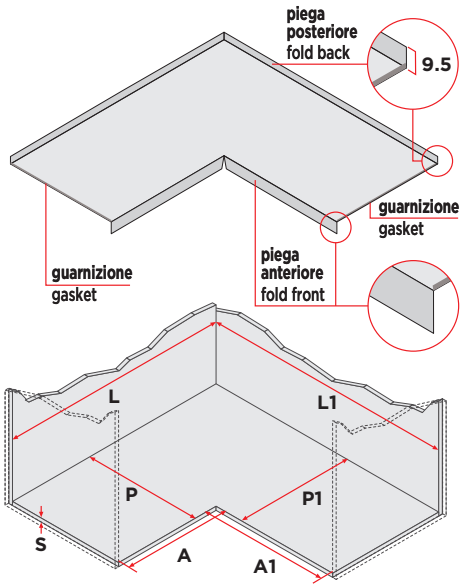







CODE	UNIT	DIMENSION	CABINET DIMENSION	MIN ORDER QTY	PCS/BOX	BOX SIZES	WEIGHT	VOLUME
			L	NR	NR	L X B X H	KG	M^3
768Lxx.xxx-22	NR	-	-	10	10	-	-	-

755D-8

Catenaria **millerighe**
per mobile lavello.

"Catenaria" for sink cabinet.





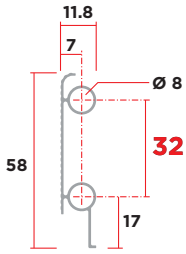

CODE	UNIT	DIMENSION	CABINET DIMENSION	MIN ORDER QTY	PCS/BOX	BOX SIZES	WEIGHT	VOLUME
		B X H	L	NR	NR	L X B X H	KG	M^3
755Dxxxx.001	NR	12X58	450	40	40	thermo film 450x155x135	6,88	0,010
755Dxxxx.001	NR	12X58	600	40	40	thermo film 600x155x135	8,64	0,013
755Dxxxx.001	NR	12X58	900	40	40	thermo film 900x155x135	12,16	0,019
755Dxxxx.001	NR	12X58	1200	40	40	thermo film 1200x155x135	15,68	0,025

785L

Coprifianco per mobile
in alluminio **LISCIO**
ANTIMACCHIA E ANTIGRAFFIO

PLAIN, SCRATCH-RESISTANT
and **STAIN-RESISTANT**
aluminum side cover for cabinet

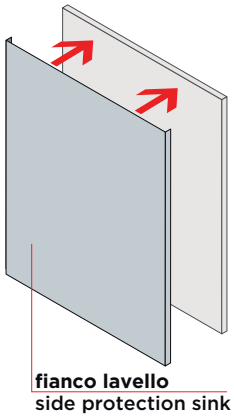

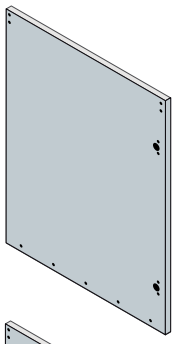

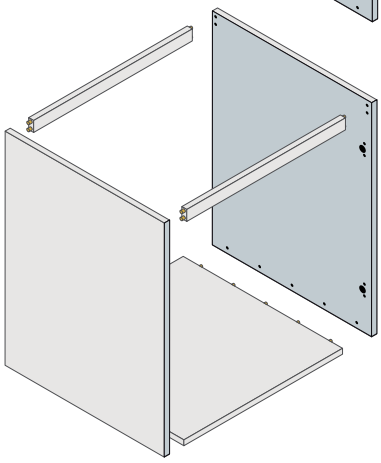





CODE	UNIT	DIMENSION	CABINET DIMENSION	MIN ORDER QTY	PCS/BOX	BOX SIZES	WEIGHT	VOLUME
			L	NR	NR	L X B X H	KG	M^3
785Lxx.xxx	NR	-	-	10	10	-	-	-

La base colonna frigo Scilm
è realizzata in materiale termoplastico
ad elevata resistenza termica,
dimensionale e meccanica.
Questa base è stata studiata
per essere esteticamente integrata
con la colonna frigo: il frontalino bianco
si abbina all'elettrodomestico
in modo da creare continuità visiva.
Inoltre, lo stesso frontalino
garantisce un'ampia aerazione
che permette il corretto funzionamento
delle macchine frigorifero.
Il diametro delle spine
e la posizione delle basi
sono personalizzabili.

Scilm refrigerator base
is made of material with high resistance
at low and high temperatures,
it has an excellent dimensional stability
and mechanical resistance.
This base has been designed
to be aesthetically integrated
with the refrigerator: the white
front profile perfectly matches
the refrigerator.
Moreover, the same profile
ensures a good air circulation
which allows a correct functioning
of the refrigerator.
The dowels' diameter and the position
of the front bases are customizable.

BASE COLONNA FRIGO
REFRIGERATOR BASE



scilm®



ESTETICA ECCELLENTE:
Parte anteriore costampata di colore bianco

FINE AESTHETICS:
white, co-moulded front



SPINATURA SU MISURA
INSERTION OF THE DOWELS

La spinatura dei fianchi viene eseguita su misure del cliente, con spine in legno da Ø 8 mm o 10 mm.

The insertion of the dowels on the sides is executed according to the dimension requested by the customer, using 8 or 10 mm wood dowels.

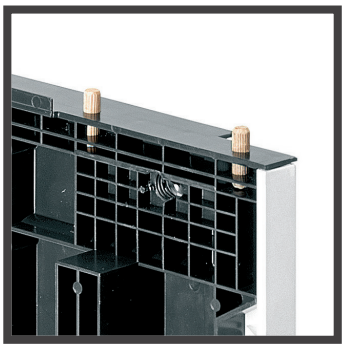

AMPIA GRIGLIA E ALETTE DI SUPPORTO
WIDE GRID AND SIDE TONGUES

Ampia griglia posteriore per un'agevole circolazione dell'aria.
Alette laterali per supporto fianchi mobile.

Wide back grid for easy air circulation.
Side tongues for side panels support.



POSIZIONAMENTO PIEDINI
LEGS POSITIONING

Zona forabile e filettabile per posizionamento personalizzato dei piedini anteriori.

Area designed for drilling-threading for legs positioning.



PROTEZIONE E SUPPORTO
VERTICAL SIDES AND WIDE BASE

Bordi verticali laterali per protezione da perdite d'acqua. Base ad ampia superficie ed aletta laterale per una migliore distribuzione del carico e supporto al fianco.

Vertical sides protecting from water leaks. Leg base with wide support area for optimal weight distribution and eventual side panel support.



FACILITÀ DI MOVIMENTAZIONE
EASY TO HANDLING

La base frigo incorpora due longheroni che consentono lo scorrimento dei fusti assemblati sulle rulliere.

The fridge base is equipped with two parallel profiles that allow to move the assembled carcases on roller conveyors.



REGOLAZIONI
CUSTOMIZATION

Regolo piedino ad ampia escursione: + 15 mm - 3 mm
Posizione base personalizzabile.

Adjustable leg, excursion: +15 mm, - 3 mm.
Base position to be personalized.



SISTEMA DI AERAZIONE
VENTILATED BASE SYSTEM

SUPERFICIE DI AERAZIONE 210 CM²
SURFACE AERATION CM² 210

Il fondo frigo mod.877 nella sua posizione ideale, arretrato di 10 mm rispetto al fianco, assicura una superficie di aerazione di ben 210 cm².
The refrigerator base mod.877 ensures a ventilation area of 210 cm² when mounted in its recommended location, set back 10mm from the side panels.

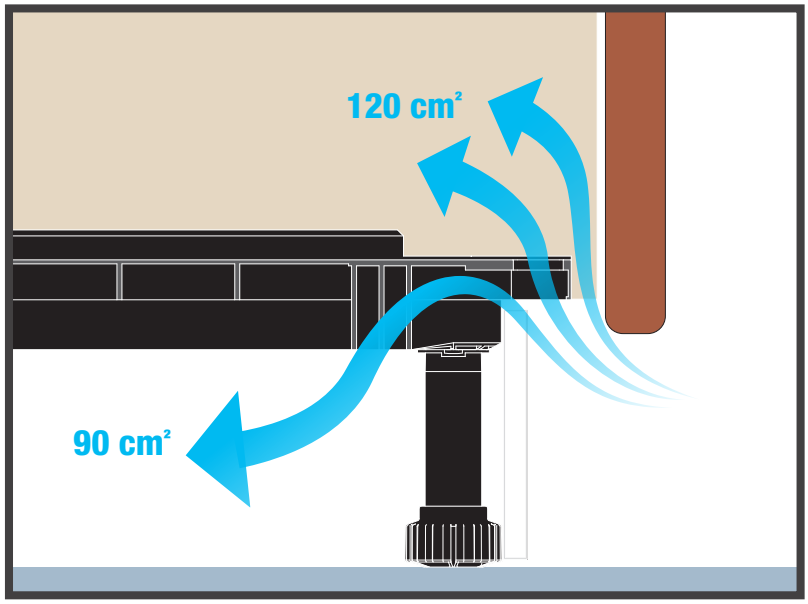

SUPERFICIE DI AERAZIONE 150 CM²
SURFACE AERATION CM² 150

Il fondo frigo mod. 877 nella posizione filo fianco assicura una superficie di aerazione di 150 cm².
The refrigerator base mod.877 ensures a ventilation area of 150 cm² when mounted flush with the side panels.

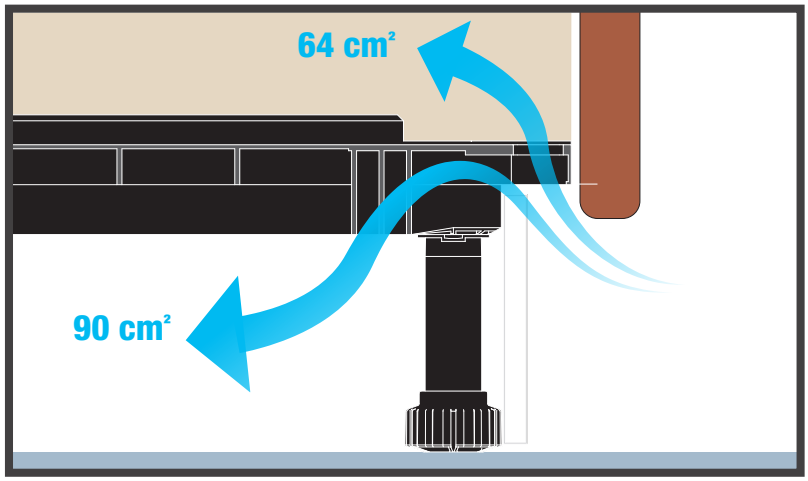

877

Base colonna frigo **h 45 mm**
con basi intrinseche

Refrigerator base, **height 45mm**,
with intrinsic bases

UTILIZZABILE CON TUTTI I PIEDINI SERIE 270F, SERIE 250F E SERIE 162F
IT CAN BE USED WITH ALL THE LEGS SERIES 270F, 250F, 162F



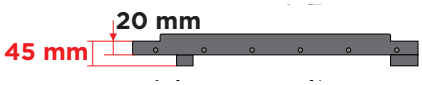

MODULO D'ORDINE DISPONIBILE NEL SITO DOWNLOAD ORDER FORM FROM THE WEBSITE	
A	
B	
C	
D	
E	
F	
H	☐ Ø 8 ☐ Ø 10
K	☐ 8 mm ☐ 9 mm
I	
L	☐ 561 (fianco 19 mm - 19 mm panel)
	☐ 563 (fianco 18 mm - 18 mm panel)
	☐ 567 (fianco 16 mm - 16 mm panel)
FONDO BASE	☐ a filo fianco - flush with side panel
	☐ arretrato .... cm - backed of .... cm



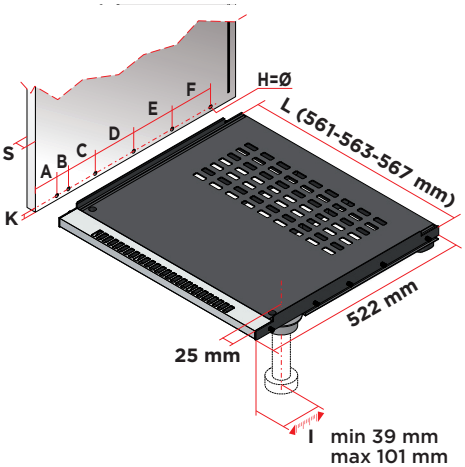

CODE	UNIT	DIMENSION	MIN ORDER QTY	PCS/BOX	BOX SIZES	WEIGHT	VOLUME
		L X B X H	NR	NR	L X B X H	KG	M³
877AxxFxx.xx	NR	**563**x522x45	150	150	pallet	261,00	2,4
877BxxFxx.xx	NR	**561**x522x45	150	150	pallet	261,00	2,4
877CxxFxx.xx	NR	**567**x522x45	150	150	pallet	261,00	2,4

862

Intermedio colonna frigo
h 20 mm

Intermediate refrigerator base
height 20mm



20 mm





MODULO D'ORDINE DISPONIBILE NEL SITO DOWNLOAD ORDER FORM FROM THE WEBSITE	
A	
B	
C	
D	
E	
F	
H	☐ Ø 8 ☐ Ø 10
K	☐ 8 mm ☐ 9 mm
I	
L	☐ 561 (fianco 19 mm - 19 mm panel)
	☐ 563 (fianco 18 mm - 18 mm panel)
FONDO BASE	☐ a filo fianco - flush with side panel
	☐ arretrato .... cm - backed of .... cm

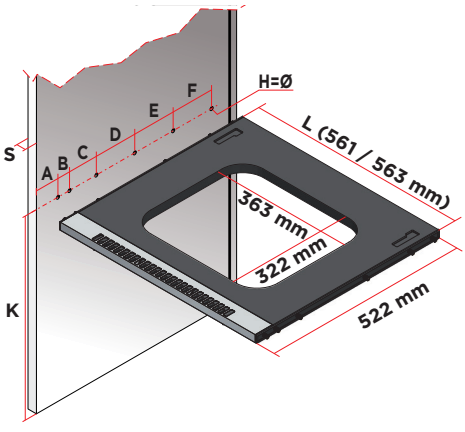

CODE	UNIT	DIMENSION	MIN ORDER QTY	PCS/BOX	BOX SIZES	WEIGHT	VOLUME
		L X B X H	NR	NR	L X B X H	KG	M³
862AxxFxx.xx	NR	**563**x524x20	150	150	pallet	261,00	2,4
862BxxFxx.xx	NR	**561**x524x20	150	150	pallet	261,00	2,4

865

Base colonna frigo **h 20 mm**
con posizione foro passante filettato personalizzabile.
Da utilizzare per composizioni cucina h 50 o h 60 in abbinamento ai piedini serie 232

Refrigerator base **height 20mm**
with customizable threaded hole.
It can be used with kitchens height 50mm or 60mm, with legs series 232.

POSSIBILITÀ DI UTILIZZARE NELLA PARTE ANTERIORE IL FRONTALINO IN ALLUMINIO ART. F802L
THE ALUMINUM FRONT PROFILE F802L CAN BE USED IN THE FRONT SIDE.







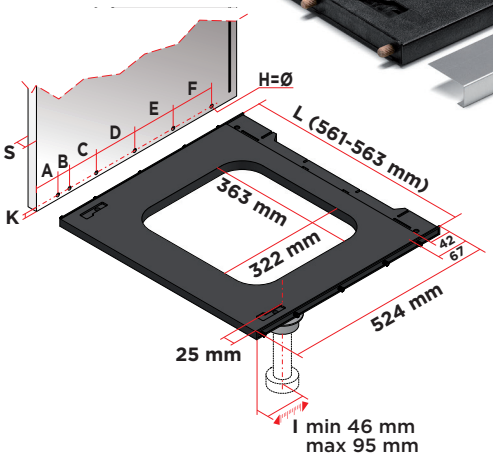

MODULO D'ORDINE DISPONIBILE NEL SITO DOWNLOAD ORDER FORM FROM THE WEBSITE	
A	
B	
C	
D	
E	
F	
H	☐ Ø 8 ☐ Ø 10
K	☐ 8 mm ☐ 9 mm
I	
L	☐ 561 (fianco 19 mm - 19 mm panel)
	☐ 563 (fianco 18 mm - 18 mm panel)
FORI HOLES	☐ pre-filettati - pre-threaded holes
	☐ passanti - through holes

CODE	UNIT	DIMENSION	MIN ORDER QTY	PCS/BOX	BOX SIZES	WEIGHT	VOLUME
		L X B X H	NR	NR	L X B X H	KG	M³
865Axx.xx.xx	NR	**563**x524x20	200	200	pallet	280,00	2,4
865Bxx.xx.xx	NR	**561**x524x20	200	200	pallet	280,00	2,4

F802L

Frontalino in alluminio liscio
L 556 per fondo frigo

Aluminum plain front profile L 556



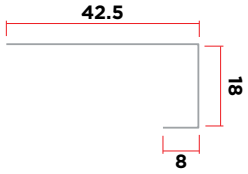

CODE	UNIT	DIMENSION	MIN ORDER QTY	PCS/BOX	BOX SIZES	WEIGHT	VOLUME
		L X B X H	NR	NR	L X B X H	KG	M³
F802L	NR	556	250	250	BOX52-x 610X450X110	0,045	0,030

T6567

Base colonna frigo in alluminio
h 45 mm con basi intrinseche.

Aluminum refrigerator base,
h 45mm, with intrinsic bases

UTILIZZABILE CON I PIEDINI SERIE 250F E SERIE 162F
IT CAN BE USED WITH ALL THE LEGS SERIES 250F, 162F





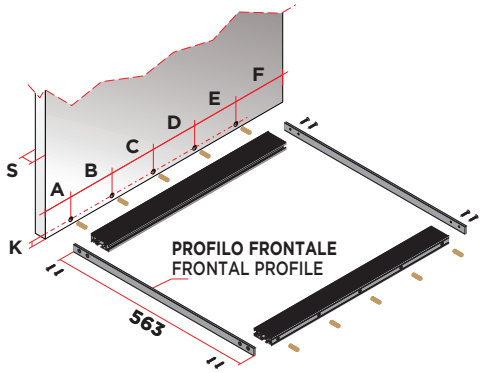

CODE	UNIT	DIMENSION	MIN ORDER QTY	PCS/BOX	BOX SIZES	WEIGHT	VOLUME
		L X B X H	NR	NR	L X B X H	KG	M^3
T6567.xxxx	NR	-	50	50	pallet	-	-

ISTRUZIONI
INSTRUCTIONS

FASI INSERIMENTO:

MOUNTING PHASES:

1 Svitare il profilo di chiusura del telaio T6567

1 Unscrew the closing profile of the frame T6567



1

2 Inserire il frigo nella colonna

2 Place the refrigerator in the base

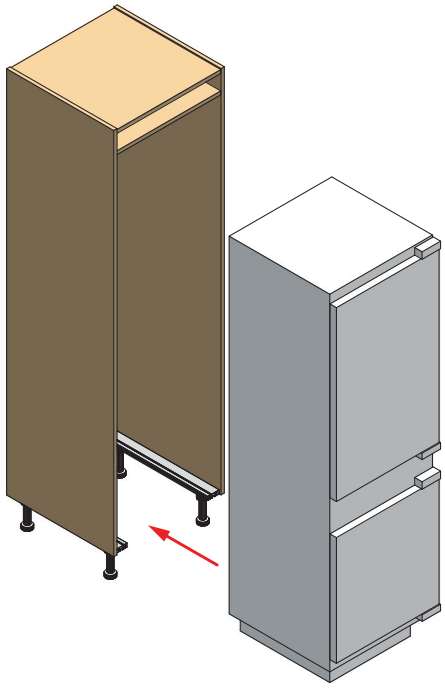

2

3 Riavvitare il profilo di chiusura. Possibilità di scelta fra avvitare due tappi di alluminio in dotazione (A) oppure il profilo piatto di chiusura (B).

3 Screw the closing profile back on. It is possible to choose to close with the two aluminum caps (A) or with a closing flat profile (B)

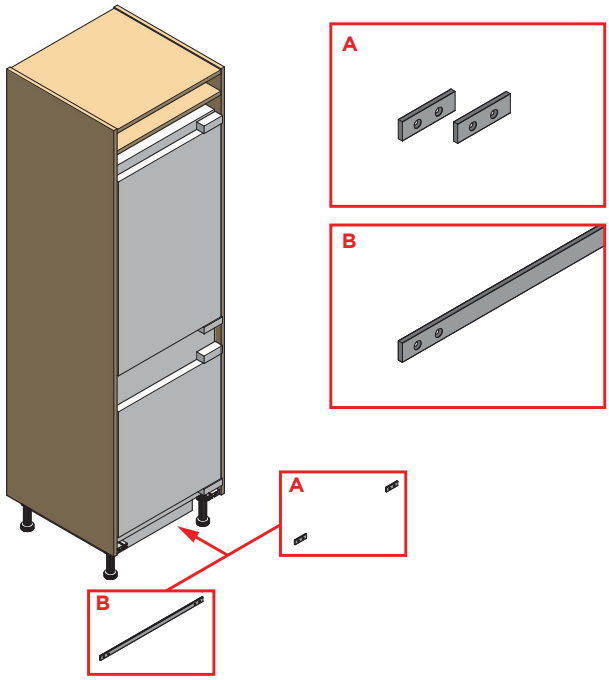

3













ALU

TECNOLOGIE PER ALLUMINIO

ALUMINUM TECHNOLOGY

Scilm è specializzata nella produzione di profili in alluminio sia a scopo strutturale che estetico.
Grazie ad un team di lavoro dedicato Scilm è in grado di proporre ai propri clienti soluzioni personalizzate per la realizzazione di profili e progetti ad hoc.
L'esclusivo processo di anodizzazione di Scilm permette di realizzare un'ampia gamma di finiture e di verniciature.

Scilm is specialized in producing aluminum profiles, both for structural or aesthetic purposes.
Thanks to a dedicated team, Scilm is able to offer its customers customized profiles and projects.
The unique Scilm anodizing process allows to implement a wide range of finishings and coatings.

scilm®

L'innovativo sistema
che supporta l'anta plan.a
coniuga i vantaggi dell'alluminio
con la facilità di lavorazione
delle ante a pannello.
Infatti, alla leggerezza e all'estrema
possibilità di personalizzazione
di questa anta, si abbina
la semplicità di fissare maniglie
o accessori al prodotto finito.

PROGETTATE PER ESSERE
CONFORMI AI LIVELLI MASSIMI
DELLA SEGUENTI NORMATIVE:

UNI 9242: 1987+A1:1998
PROVA DI RESISTENZA CALORE

UNI 10477:1995
PROVA DI RESISTENZA UMIDITÀ

UNI EN 14072:2004 – PAR.5
METODO DI PROVA
PER VETRO VERTICALE

The innovative plan.a door
combines the advantages
of aluminum doors
with the flexibility of panel doors.
In fact, the extreme lightness
and possibility to customize
this door, combines
with the simplicity
to fix handles and accessories
to the finished product.

DESIGNED TO COMPLY
WITH THE FOLLOWING STANDARDS'
HIGHEST LEVELS:

UNI 9242: 1987+A1:1998
TEST FOR RESISTANCE
OF EDGES TO HEAT

UNI 10477:1995
TEST FOR RESISTANCE TO HUMID

UNI EN 14072:2004 – PAR.5
TEST FOR VERTICAL GLASS

plan.a

doors by scilm



scilm

LIBERI DI PROGETTARE
FREE TO DESIGN

Disponibilità
di vari profili presa maniglia.

Different grip-handle profiles
available.

ESTETICA RAFFINATA
FINE AESTHETICS

Plan.a coniuga i vantaggi
dell'alluminio con un'estetica
raffinata e senza tempo.

Plan.a combines
the advantages of aluminium
with sophisticated
and timeless beauty.

interzum Award 2015



VERSATILITÀ
FLEXIBILITY
La struttura base di plan.a può essere personalizzata con svariate finiture (pietra, vetro, alluminio, specchio...), qualsiasi sia la forma del profilo di alluminio.

Can be customized with every kind of material (stone,glass, alluminium, mirror) and with any shape of the aluminum profile.



LEGGEREZZA
LIGHTNESS
Plan.a è circa il 40% più leggera rispetto ad una corrispondente anta in nobilitato.

Plan.a is about 40% lighter than a corresponding melamine door.

GESTIBILITÀ
MANAGEABILITY
Plan.a può essere lavorata come un'anta a pannello ed essere quindi personalizzata (accessori, cerniere..) nella fase finale.

Can be managed as a normal panel door and customized (hinges bores) only during the final process.

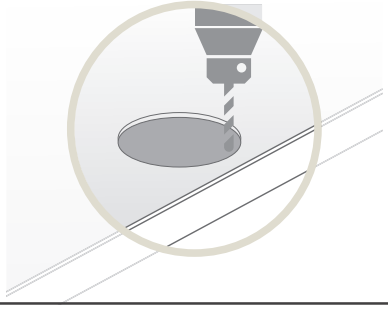

SICUREZZA
SAFETY
Il profilo in alluminio di plan.a è dotato di mostrine antiurto che risolvono il problema degli spigoli taglienti tipici delle ante in metallo.

Equipped with anti-shock features, avoid problems of cutting edges, typical of the metal doors.



PLANARITÀ
FLATNESS
Anche nelle grandi dimensioni plan.a mantiene la sua perfetta linearità.

Even with large dimensions plan.a maintains its perfect flatness



DURATA
DURATION
100% impermeabile e indeformabile, anche in applicazioni critiche (pensili cottura o lavello). Plan.a è scatolata nella parte posteriore con una lamina di alluminio.

100% waterproof and non-deformable, even in critical conditions (wall cabinets over cooking deck or sink). Plan.a is framed on the back side with an aluminum coated lamina.



scilm®

SICUREZZA
SAFETY







Il profilo in alluminio di plan.a è dotato di mostrine antiurto che risolvono il problema degli spigoli taglienti tipici delle ante in metallo.

Equipped with anti-shock features, avoid problems of cutting edges, typical of the metal doors.

LEGGEREZZA
LIGHTNESS



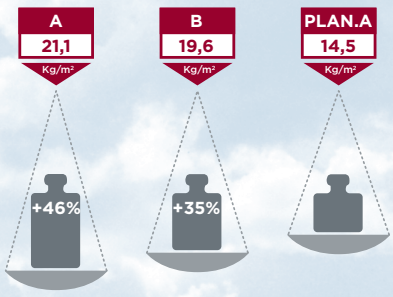

+40%

Plan.a è circa il 40% più leggera rispetto ad una corrispondente anta in nobilitato.

Plan.a is about 40% lighter than a corresponding melamine door.

ANTE PANEL DOOR	Kg/mq	%
A PANNELLO MDF 16 mm con vetro 4 mm - H totale anta 20 mm PANEL with 4mm glass - H total 20 mm	21,1	**+46%**
B PANNELLO NOBILITATO 16 mm con vetro 4 mm non temperato - H totale anta 20 mm 16mm PANEL with 4 mm non-tempered glass - H total 20 mm	19,6	**+35%**
PLAN.A 2518 con ALLUMINIO sp. 0,8 mm e VETRO 4 mm - H totale anta 20 mm with aluminum 0,8mm thick, and 4mm glass - H total 20 mm	14,5	100

GESTIBILITÀ
MANAGEABILITY



È richiesto
lo stesso numero di cerniere
di un anta a pannello
senza vetro incollato.

The required number of hinges
is the same as that of
of a panel without glass.

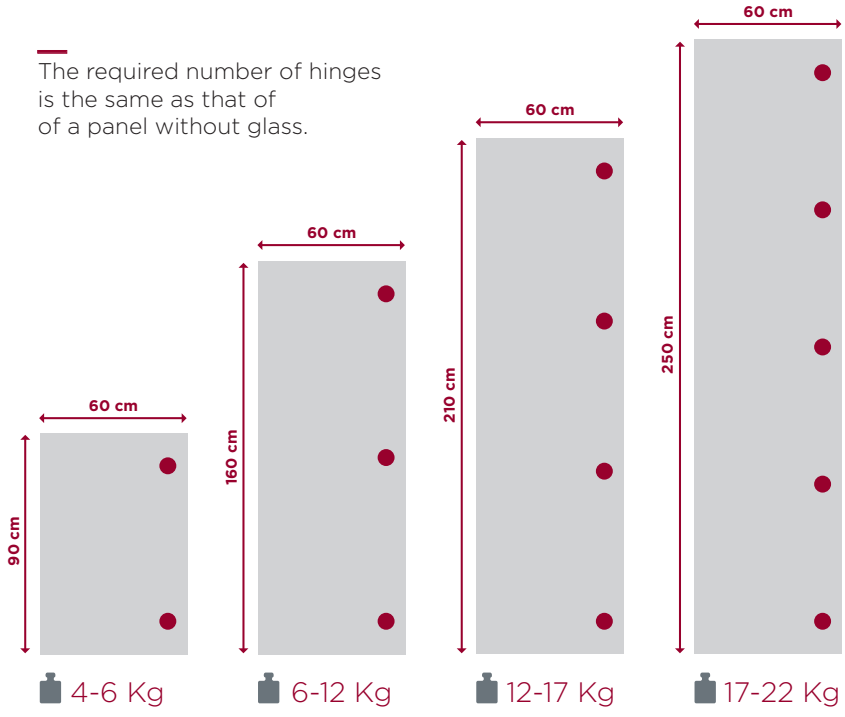



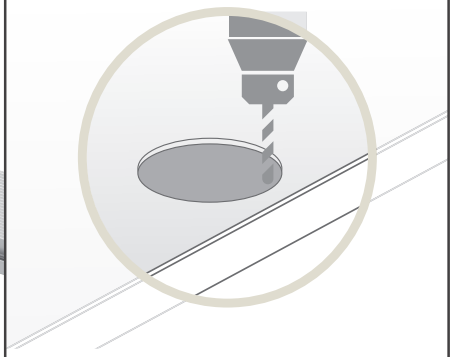

L'innovativo sistema brevettato interno all'anta consente di fissare maniglie o accessori con estrema semplicità e senza lavorazioni.

Innovative patented inner system allows the fixing of accessories and handles without additional machining.



2507B

Profilo anta per pannello decorativo
con bordi a vista

Door profile for decoration panel
with visible edges

DISPONIBILITÀ
DI VARI PROFILI PRESA MANIGLIA
DIFFERENT GRIP-HANDLE PROFILES
AVAILABLE





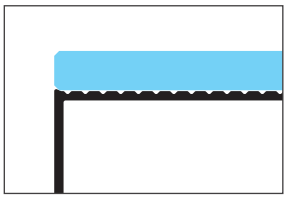

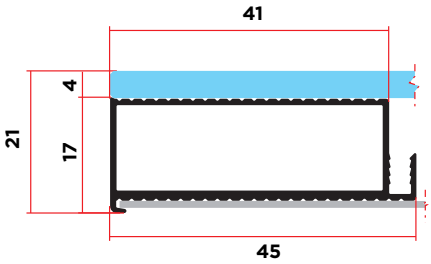



2518B

Profilo anta per pannello decorativo
con bordo di protezione

Door profile for the decoration panel
with protection side





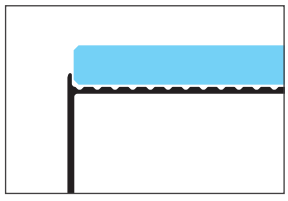

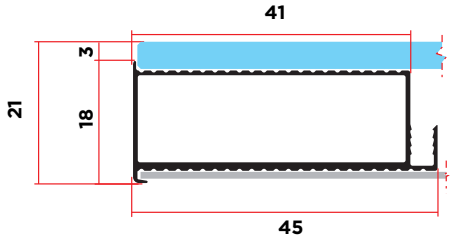

Scilm propone una vasta offerta di profili in alluminio per antine, realizzati su misura per qualunque dimensione delle ante.
È disponibile un'ampia gamma di finiture e personalizzazioni, tra cui: anodizzazione, rivestimento e verniciatura.
I profili sono disponibili con giunzione a 45° con squadretta oppure con giunzione a 90°

Scilm offers a wide range of aluminum door profiles, with customized dimensions for every door size.
The available finishing are: anodizing, coating and foiling.
The profiles are available with 45° joint with joint plate, or 90°.

PROFILI ANTINE
DOOR PROFILES



scilm®







LEGENDA
LEGEND

	GUARNIZIONE / GASKET
	SQUADRETTE / JOINT PLATE
	VITI / SCREWS





2356

Profilo antina.
Giunzione a 45° con squadretta.

Door profile.
45° Joint with joint plate.

M A V

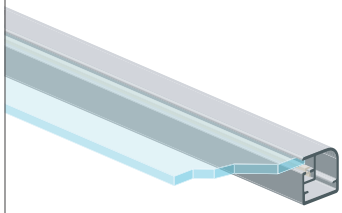



2000GV	
2001SQZ	
VAZB4X08TSP	

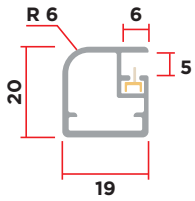

CODE	UNIT	DIMENSION		MIN ORDER QTY	PCS/BOX	BOX SIZES	WEIGHT	VOLUME
		B X H	L	ML	NR	L X B X H	KG	M³
R2356GxxxL39	ML	19x20	3900	1170	25	BOX07 4050x110x205	28,40	0,091

2351

Profilo antina.
Giunzione a 45° con squadretta.

Door profile.
45° Joint with joint plate.

M A V

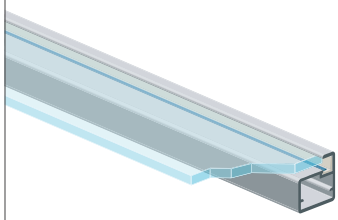

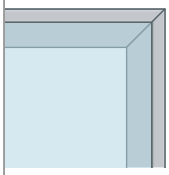

2357AGV	
2001SQZ	
VAZB4X08TSP	

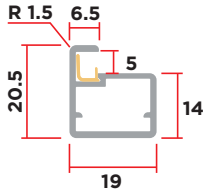

CODE	UNIT	DIMENSION		MIN ORDER QTY	PCS/BOX	BOX SIZES	WEIGHT	VOLUME
		B X H	L	ML	NR	L X B X H	KG	M³
R2351AGxxxL39	ML	19x20	3900	1170	25	BOX06 4040x80x205	30,35	0,066

2449

Profilo antina.
Giunzione a 45° con squadretta.

Door profile.
45° Joint with joint plate.

M A V

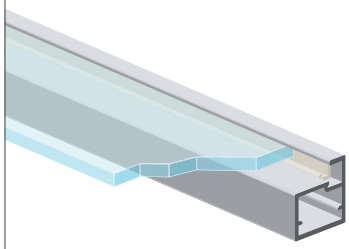

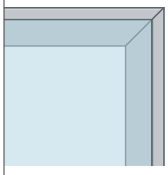

L	2357AGV
⛶	2001SQZ
🔩	VAZB4X08TSP

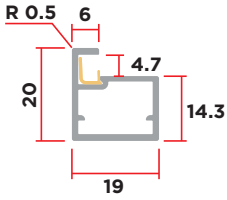

CODE	UNIT	DIMENSION		MIN ORDER QTY	PCS/BOX	BOX SIZES	WEIGHT	VOLUME
		B X H	L	ML	NR	L X B X H	KG	M³
R2449GxxxL39	ML	19x20	3900	1755	25	BOX06 4040x80x205	27,70	0,066

2358

Profilo antina.
Giunzione a 45° con squadretta.
Giunzione a 90° con fresatura.

Door profile.
45° Joint with joint plate.
90° Joint milled.

M A V

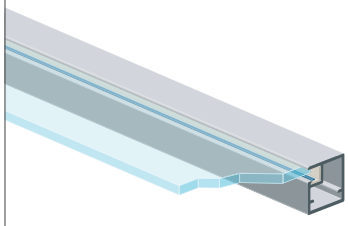

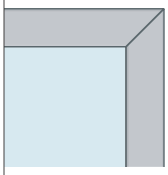

L	2357AGV
⛶	2001SQZ
🔩	VAZB4X08TSP

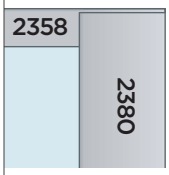

L	2000GV » 2380 2357AGV » 2358
⛶	
🔩	VS39X18N

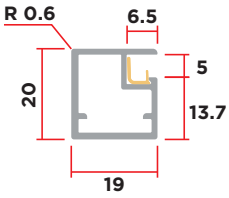

CODE	UNIT	DIMENSION		MIN ORDER QTY	PCS/BOX	BOX SIZES	WEIGHT	VOLUME
		B X H	L	ML	NR	L X B X H	KG	M³
R2358AGxxxL42	ML	19x20	4150	1556,25	25	BOX146 4250x205x80	32,80	0,069

2363

Profilo antina.
Giunzione a 45° con squadretta.

Door profile.
45° Joint with joint plate.

M A V

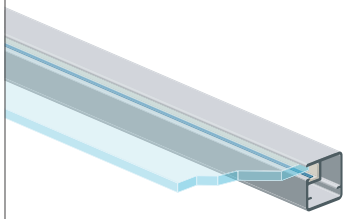

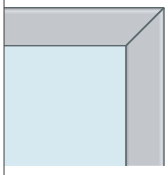

L	2357AGV
⛶	2001SQZ
🔩	VAZB4X08TSP

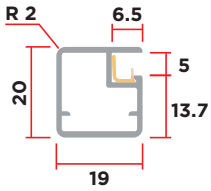

CODE	UNIT	DIMENSION		MIN ORDER QTY	PCS/BOX	BOX SIZES	WEIGHT	VOLUME
		B X H	L	ML	NR	L X B X H	KG	M³
R2363AGxxxL39	ML	19x20	3900	97,5	25	BOX06 4040x80x205	30,50	0,066

2360

Profilo antina.
Giunzione a 45° con squadretta.
Giunzione a 90° con fresatura.

Door profile.
45° Joint with joint plate.
90° Joint milled.

M A V

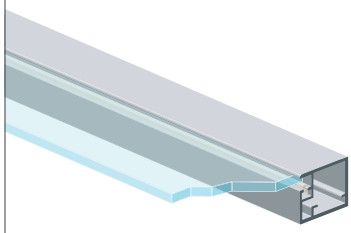

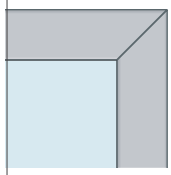

L	2000GV
⛶	2001SQZ
🔩	VAZB4X08TSP

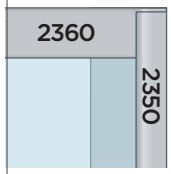

L	2000GV
⛶	
🔩	VS39X18N

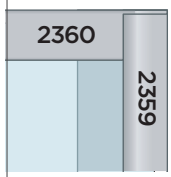

L	2000GV
⛶	
🔩	VS39X18N

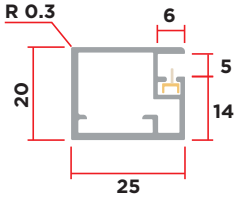

CODE	UNIT	DIMENSION		MIN ORDER QTY	PCS/BOX	BOX SIZES	WEIGHT	VOLUME
		B X H	L	ML	NR	L X B X H	KG	M³
R2360GxxxL41	ML	25x20	4100	780	20	BOX146 4250x205x110	34,80	0,069

2002

Profilo antina.
Giunzione a 45° con squadretta.

Door profile.
45° Joint with joint plate.

M A V



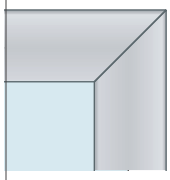

	2002SQZ
	VAZB4X08TSP

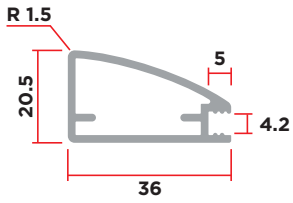

CODE	UNIT	DIMENSION		MIN ORDER QTY	PCS/BOX	BOX SIZES	WEIGHT	VOLUME
		B X H	L	ML	NR	L X B X H	KG	M³
R2002xxxL39	ML	36x20	3900	624	16	BOX07 4050x110x205	31,70	0,091

2380

Profilo antina.
Giunzione a 90° con fresatura.

Door profile.
90° Joint milled.

M A V

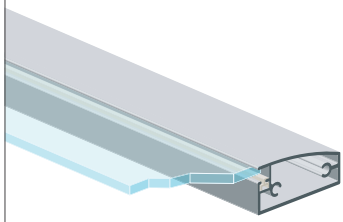

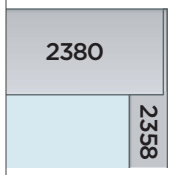

	2000GV » 2380 2357AGV » 2358
	VS39X18N

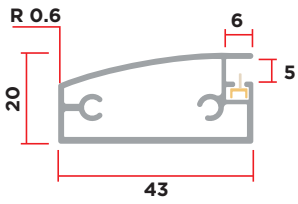

CODE	UNIT	DIMENSION		MIN ORDER QTY	PCS/BOX	BOX SIZES	WEIGHT	VOLUME
		B X H	L	ML	NR	L X B X H	KG	M³
R2380GxxxL39	ML	43x20	3900	624	16	BOX07 4050x110x205	34,20	0,091

2350

Profilo antina.
Giunzione a 45° con squadretta.
Giunzione a 90° con fresatura.

Door profile.
45° Joint with joint plate.
90° Joint milled.

M A V

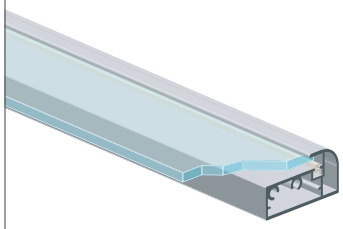

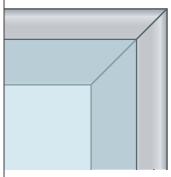

L	2000GV
⛶	2002SQZ
	VAZB4X08TSP

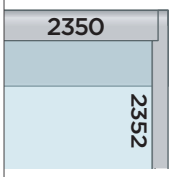

L	2000GV
⛶	
	VS39X18N

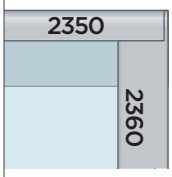

L	2000GV
⛶	
	VS39X18N

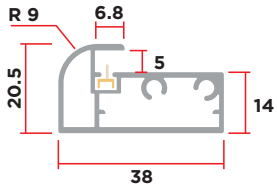

CODE	UNIT	DIMENSION		MIN ORDER QTY	PCS/BOX	BOX SIZES	WEIGHT	VOLUME
		B X H	L	ML	NR	L X B X H	KG	M³
R2350GxxxL39	ML	38x20	3900	624	16	BOX07 4050x110x205	32,60	0,091

2359

Profilo antina.
Giunzione a 45° con squadretta.
Giunzione a 90° con fresatura.

Door profile.
45° Joint with joint plate.
90° Joint milled.

M A V

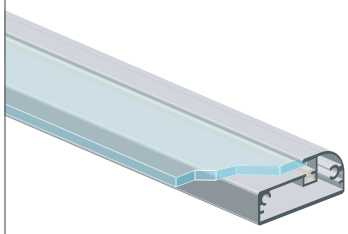

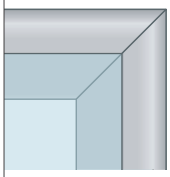

L	2000GV
⛶	2000SQZ3
	VAZB4X08TSP

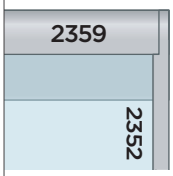

L	2000GV
⛶	
	VS39X18N

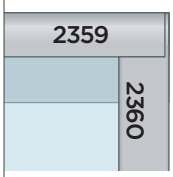

L	2000GV
⛶	
	VS39X18N

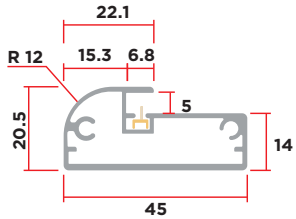

CODE	UNIT	DIMENSION		MIN ORDER QTY	PCS/BOX	BOX SIZES	WEIGHT	VOLUME
		B X H	L	ML	NR	L X B X H	KG	M³
R2359GxxxL39	ML	45x20	3900	585	15	BOX06 4040x80x205	62,50	0,096

2357

Profilo antina.
Giunzione a 45° con squadretta.

Door profile.
45° Joint with joint plate.

M A V

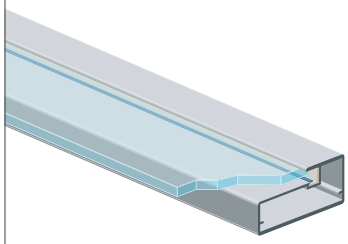

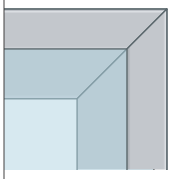

	2357AGV
	2000SQZ3
	VAZB4X08TSP

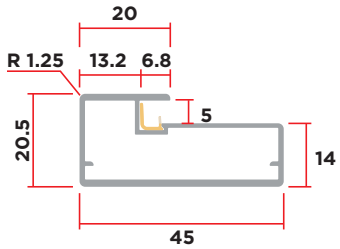

CODE	UNIT	DIMENSION		MIN ORDER QTY	PCS/BOX	BOX SIZES	WEIGHT	VOLUME
		B X H	L	ML	NR	L X B X H	KG	M³
R2357AGxxxL39	ML	45x20	3900	62,4	16	BOX06 4040x80x205	31,80	0,096

2465

Profilo antina.
Giunzione a 45° con squadretta.

Door profile.
45° Joint with joint plate.

A V

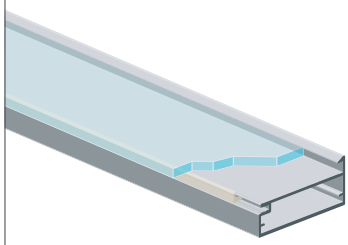

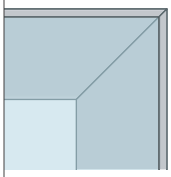

	2402AGV 2465GV
	2000SQZ3
	VAZB4X08TSP

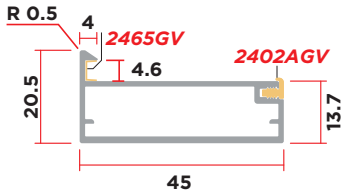

CODE	UNIT	DIMENSION		MIN ORDER QTY	PCS/BOX	BOX SIZES	WEIGHT	VOLUME
		B X H	L	ML	NR	L X B X H	KG	M³
R2465GxxxL41	ML	45x20	4100	82	20	BOX146 4250x205x110	40,20	0,069

2364

Profilo antina.
Giunzione a 45° con squadretta.

Door profile.
45° Joint with joint plate.

M A V

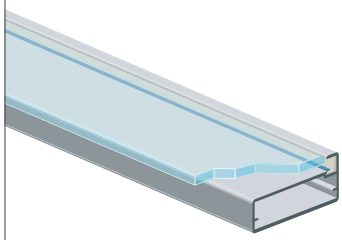

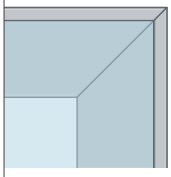

L	2357AGV
	2000SQZ3
	VAZB4X08TSP

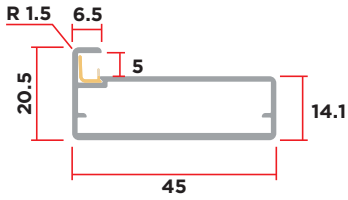

CODE	UNIT	DIMENSION		MIN ORDER QTY	PCS/BOX	BOX SIZES	WEIGHT	VOLUME
		B X H	L	ML	NR	L X B X H	KG	M³
R2364AGxxxL41	ML	45x20	4100	82	20	BOX146 4250x205x110	40,00	0,069

2441

Profilo anta/maniglia.
Giunzione a 45° con profilo 2364.

Door/handle profile.
45° joint with 2364 profile

A V

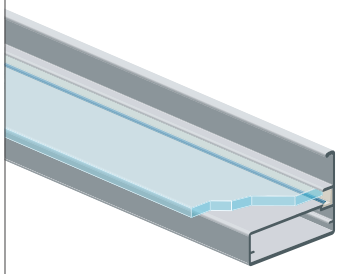

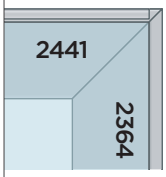

L	2357AGV
	2000SQZ3
	VAZB4X08TSP

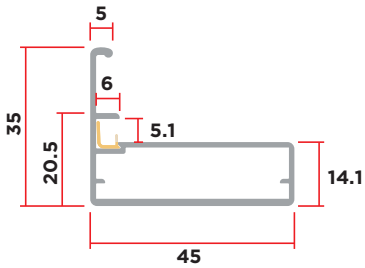

CODE	UNIT	DIMENSION		MIN ORDER QTY	PCS/BOX	BOX SIZES	WEIGHT	VOLUME
		B X H	L	ML	NR	L X B X H	KG	M³
R2441GxxxL42	ML	43x35	4200	630	10	BOX146 4250x205x80	22,40	0,069

2361

Profilo antina.
Giunzione a 45° con squadretta.

Door profile.
45° Joint with joint plate.

A V

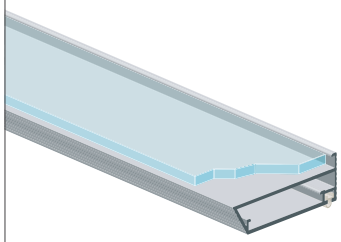

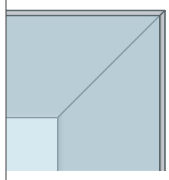

	2361GV 2402GV
	2000SQZ4
	VAZB4X08TSP

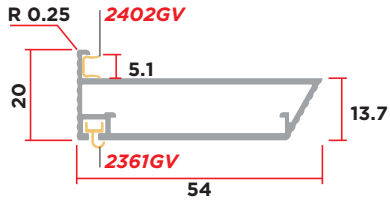

CODE	UNIT	DIMENSION		MIN ORDER QTY	PCS/BOX	BOX SIZES	WEIGHT	VOLUME
		B X H	L	ML	NR	L X B X H	KG	M³
R2361GxxxL39	ML	54x20	3900	585	15	BOX06 4040x80x205	32,15	0,096

2371

Profilo antina.
Giunzione a 45° con squadretta.

Door profile.
45° Joint with joint plate.

A V

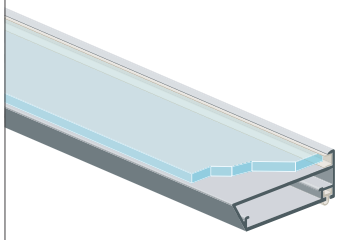

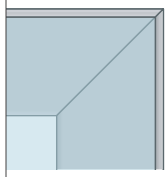

	2361GV 2402GV
	2000SQZ4
	VAZB4X08TSP

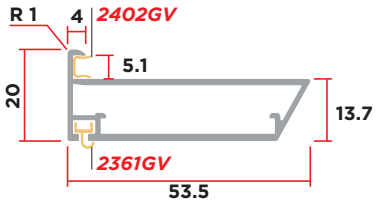

CODE	UNIT	DIMENSION		MIN ORDER QTY	PCS/BOX	BOX SIZES	WEIGHT	VOLUME
		B X H	L	ML	NR	L X B X H	KG	M³
R2371GxxxL39	ML	54x20	3900	1053	15	BOX06 4040x80x205	31,90	0,096

2472

Profilo antina.
Giunzione a 45° con squadretta.

Door profile.
45° Joint with joint plate.

A V

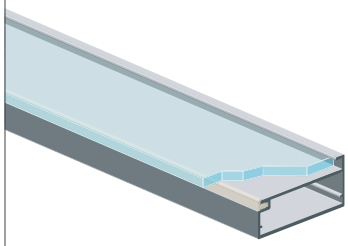

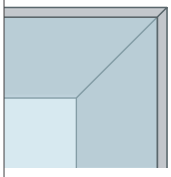

L	2402AGV 2465GV
	2000SQZ3
	VAZB4X08TSP

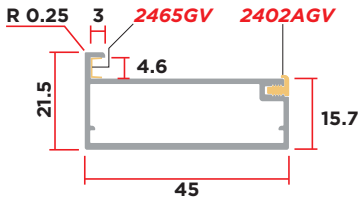

CODE	UNIT	DIMENSION		MIN ORDER QTY	PCS/BOX	BOX SIZES	WEIGHT	VOLUME
		B X H	L	ML	NR	L X B X H	KG	M³
R2472GxxxL39	ML	45x20	3900	1123,2	16	BOX06 4040x80x205	32,15	0,096

2446

Profilo antina.
Giunzione a 45° con squadretta.

Door profile.
45° Joint with joint plate.

PROFILO PREDISPOSTO PER VETRO INCOLLATO.
GLUED GLASS PROFILE.

A V

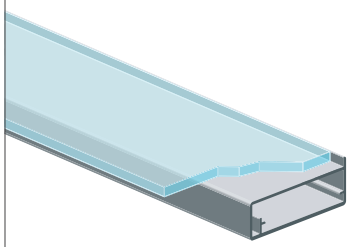

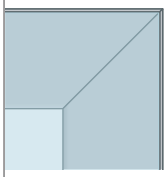

L	
	2000SQZ3
	VAZB4X08TSP

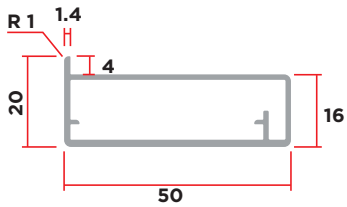

CODE	UNIT	DIMENSION		MIN ORDER QTY	PCS/BOX	BOX SIZES	WEIGHT	VOLUME
		B X H	L	ML	NR	L X B X H	KG	M³
R2446xxxL41	ML	45x20	4100	82	20	BOX146 4250x205x110	44,00	0,069

2391

Profilo antina.
Giunzione a 45° con squadretta.

Door profile.
45° Joint with joint plate.

A V

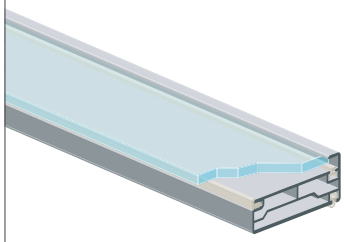

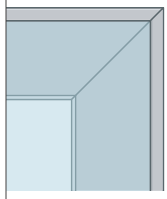

L	2000GV 2361GV 2402AGV
	2000SQZ4
	VAZB4X08TSP

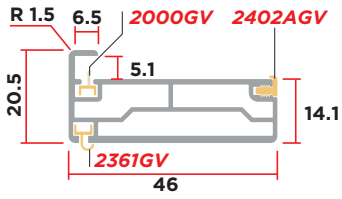

CODE	UNIT	DIMENSION		MIN ORDER QTY	PCS/BOX	BOX SIZES	WEIGHT	VOLUME
		B X H	L	ML	NR	L X B X H	KG	M³
R2391Gxxx01Z	ML	46x20	3900	748,8	16	BOX07 4050x110x205	38,80	0,091

2505

Profilo antina.
Giunzione a 45° con squadretta.

Door profile.
45° Joint with joint plate.

A V

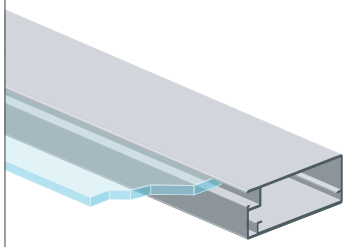

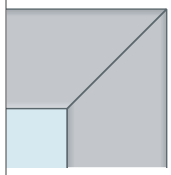

L	2357AGV
	2000SQZ3
	VAZB4X08TSP



CODE	UNIT	DIMENSION		MIN ORDER QTY	PCS/BOX	BOX SIZES	WEIGHT	VOLUME
		B X H	L	ML	NR	L X B X H	KG	M³
R2505GxxxL42	ML	50x20	4200	975	10	BOX13 4250X170X90	22,10	0,065

2459

Profilo antina.
Giunzione a 45° con squadretta.

Door profile.
45° Joint with joint plate.

M A V

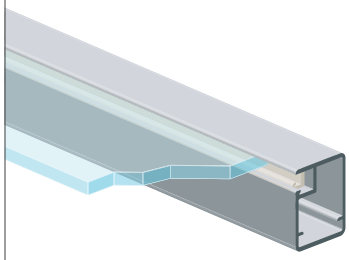

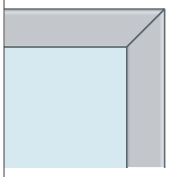

	2357AGV
	2001SQZ
	VAZB4X08TSP

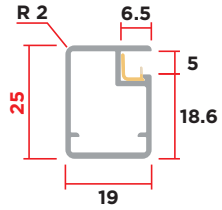

CODE	UNIT	DIMENSION		MIN ORDER QTY	PCS/BOX	BOX SIZES	WEIGHT	VOLUME
		B X H	L	ML	NR	L X B X H	KG	M³
R2459GxxxL39	ML	19x25	3900	1092	14	BOX06 4040x80x205	17,20	0,096

2460

Profilo antina.
Giunzione a 45° con squadretta.

Door profile.
45° Joint with joint plate.

M A V

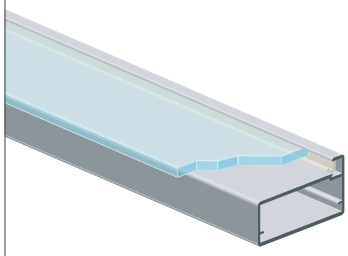

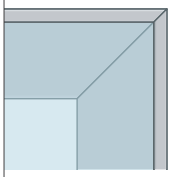

	2357AGV
	2000SQZ3
	VAZB4X08TSP

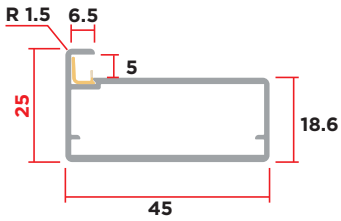

CODE	UNIT	DIMENSION		MIN ORDER QTY	PCS/BOX	BOX SIZES	WEIGHT	VOLUME
		B X H	L	ML	NR	L X B X H	KG	M³
R2460GxxxL39	ML	45x25	3900	998,4	16	BOX06 4040x80x205	32,30	0,096

2476

Profilo antina.
Giunzione a 45° con squadretta.

Door profile.
45° Joint with joint plate.

A V

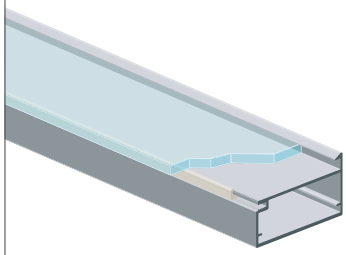

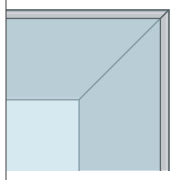

	2402AGV 2465GV
	2000SQZ3
	VAZB4X08TSP

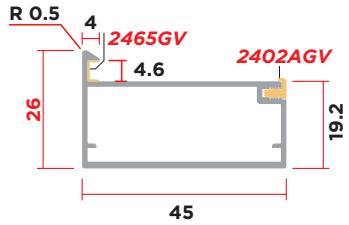

CODE	UNIT	DIMENSION		MIN ORDER QTY	PCS/BOX	BOX SIZES	WEIGHT	VOLUME
		B X H	L	ML	NR	L X B X H	KG	M³
R2476GxxxL41	ML	45x26	4100	787,2	16	BOX146 4250x205x110	33,20	0,069

2461

Profilo antina.
Giunzione a 45° con squadretta.

Door profile.
45° Joint with joint plate.

PROFILO PREDISPOSTO PER VETRO INCOLLATO.
GLUED GLASS PROFILE.

A V

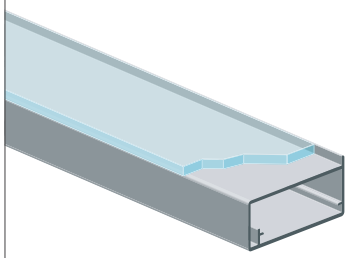

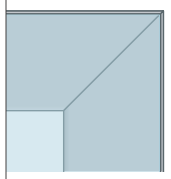

	2000SQZ3
	VAZB4X08TSP

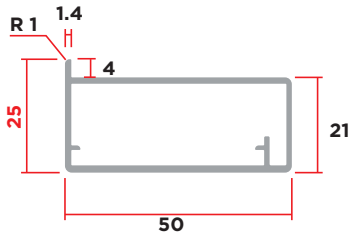

CODE	UNIT	DIMENSION		MIN ORDER QTY	PCS/BOX	BOX SIZES	WEIGHT	VOLUME
		B X H	L	ML	NR	L X B X H	KG	M³
R2461xxxL39	ML	45x25	3900	873,6	16	BOX06 4040x80x205	35,80	0,096

1634 ANTA VELA VELA DOOR

Prevista per plexiglass spessore 3mm;
Per lunghezza oltre 1200 mm
si prevede un rinforzo centrale verticale;
Per dimensioni del montante
inferiore a 480 mm si prevede
un rinforzo centrale verticale;
Dimensioni anta 3 mm in meno
della misura del mobile

Arranged for plexiglass 3mm thickness;
For dimensions over L = 1200 a vertical
reinforcement in the middle is suggested;
For upright lower than 480 mm
a vertical reinforcement in the middles
suggested;
Door sizing 3 mm less than cabinet size;

**NON SI POSSONO CREARE ANTE
CON H<360 O H> 720 MM.
SI SCONSIGLIANO ANTE CON H<480 MM.**
IS NOT POSSIBLE TO PRODUCE
DOORS H<360 OR H> 720 MM.
DOORS H<480 MM
ARE NOT SUGGESTED.







1634

Montante curvo

Curved upright

A V



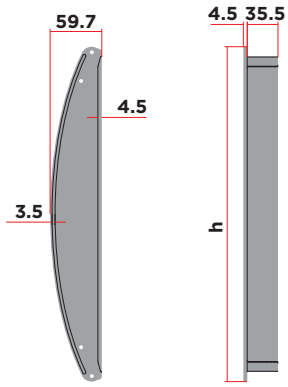

CODE	UNIT	DIMENSION	CABINET DIMENSION	MIN ORDER QTY	PCS/BOX	BOX SIZES	WEIGHT	VOLUME
			L	NR	NR	L X B X H	KG	M³
1634xxx.xxxx	NR	357	360	40	2			
1634xxx.xxxx	NR	447	450	40	2			
1634xxx.xxxx	NR	597	600	40	2			
1634xxx.xxxx	NR	717	720	40	2			

2359

Profilo anta

Door profile

SENZA GUARNIZIONE
WITHOUT GASKET

A V

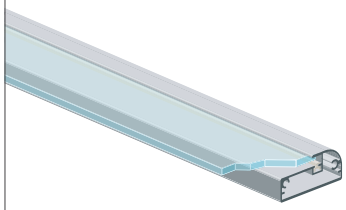

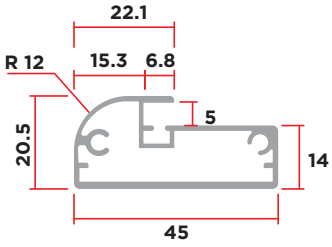

CODE	UNIT	DIMENSION		MIN ORDER QTY	PCS/BOX	BOX SIZES	WEIGHT	VOLUME
		B X H	L	ML	NR	L X B X H	KG	M³
R2359GXXXL39	ML	45X20	3900	62,4	16	BOX06 4040x80x205	10,30	0,096

VS39X18N

Vite per giunzione a 90°

Screws for 90° joint



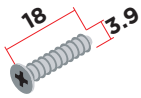

CODE	UNIT	DIMENSION		MIN ORDER QTY	PCS/BOX	BOX SIZES	WEIGHT	VOLUME
		B X H	L	ML	NR	L X B X H	KG	M³
VS39x18N	NR	-	-	-	-	-	-	-

GIUNZIONE A 45°
CON SQUADRETTA

45° JOINTS
WITH PLATE

Calcolo dimensione vetri **consigliata**

Suggested glass sizing
45° joints with plate

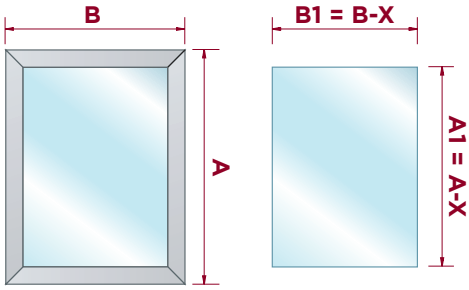

CODICE CODE	X (mm)	luce interspace
2002	63	1
2350	18	1
2351	5	1
2356	27	1
2357	29	1
2358	27	1
2359	32	1
2360	39	1
2361	4	1
2363	27	1
2364	5	1
2371	4	1
2441	5	1
2446	4	1
2449	27	1
2459	27	1
2460	5	1
2461	4	1
2465	4	1
2472	4	1
2476	4	1
2505	90	1

***IN ALCUNI CASI PUÒ ESSERE NECESSARIO AUMENTARE LA LUCE TRA ANTA E VETRO DA 1 A 2 MM.**

*SOMETIMES IT COULD BE NEEDED TO INCREASE THE INTERSPACE BETWEEN DOOR FRAME AND GLASS FROM 1 TO 2 MM.





GIUNZIONE A 90°
CON FRESATURA

90° JOINTS
MILLED

Calcolo dimensione vetri **consigliata**

Suggested glass sizing 90° joints, milled

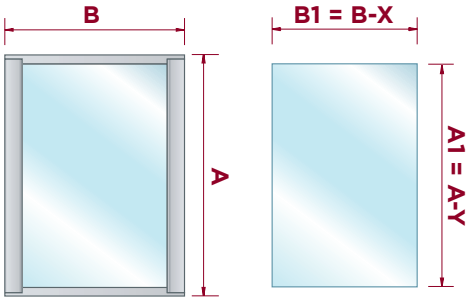

MONTANTI UPRIGHTS	TRAVERSI RAILS	X (mm)	Y (mm)	luce interspace
2350	2352	18	11	1
	2360	18	39	1
2358	2380	27	75	1
2359	2352	32	11	1
	2360	32	39	1





***IN ALCUNI CASI PUÒ ESSERE NECESSARIO AUMENTARE LA LUCE TRA ANTA E VETRO DA 1 A 2 MM.**

*SOMETIMES IT COULD BE NEEDED TO INCREASE THE INTERSPACE BETWEEN DOOR FRAME AND GLASS FROM 1 TO 2 MM.



R959

Profilo bordo per ante spessore 18 mm

Door edge profile 18mm thick



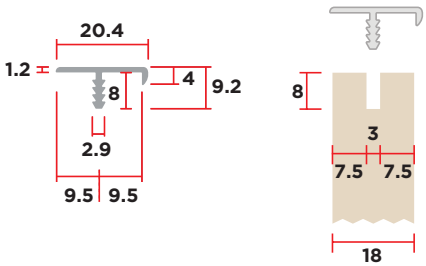

CODE	UNIT	DIMENSION		MIN ORDER QTY	PCS/BOX	BOX SIZES	WEIGHT	VOLUME
		B X H	L	ML	NR	L X B X H	KG	M³
R959xxxL39	ML	4x20	3900	195	50	BOX06 4040x80x205	23,60	0,096

MANIGLIE HANDLE

Scilm offre un'ampia gamma di maniglie e profili maniglie. Per ulteriori informazioni si prega di contattare il nostro ufficio **Customer Service.**

Scilm offers a wide range of handles and handles profiles. For more information please contact our **Customer Service.**

23925OS.0003

23925OS.0003	NR	-	-

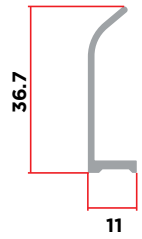

2494

2494xxx.xxx	NR	-	-

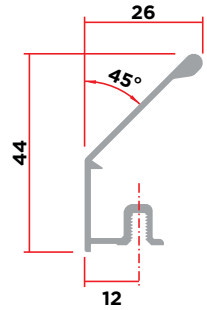

2466

2466xxx.xxx	NR	-	-

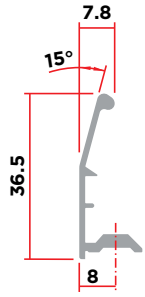

2499

2499xxx.xxx	NR	-	-

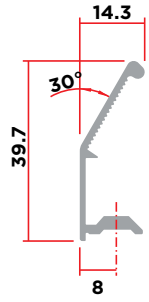

2477

2477xxx.xxx	NR	-	-

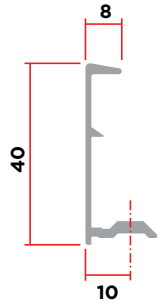

2497

2497xxx.xxx	NR	-	-

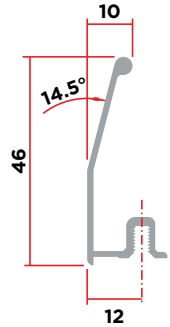

2469

2469xxx.xxx	NR	-	-

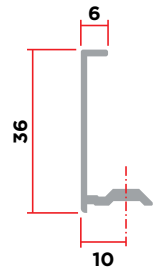

2440

2440xxx.xxx	NR	-	-

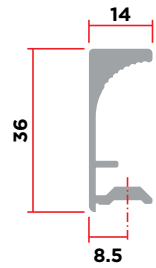

2448

2448xxx.xxx	NR	-	-

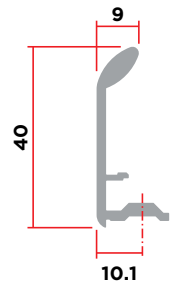

2457

2457xxx.xxx	NR	-	-

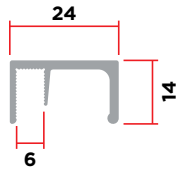

2455

2455xxx.xxx	NR	-	-

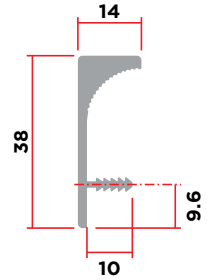

2001GV

Guarnizione fermavetro

Glass stopper seal

CODE	UNIT	DIMENSION	
		H	L
2001GV	ML	-	-

2000GV

Guarnizione fermavetro

Glass stopper seal

CODE	UNIT	DIMENSION	
		H	L
2000GV	ML	-	-

2357AGV

Guarnizione fermavetro

Glass stopper seal

CODE	UNIT	DIMENSION	
		H	L
2357AGV	ML	-	-

2361GV

Guarnizione fermavetro

Glass stopper seal

CODE	UNIT	DIMENSION	
		H	L
2361GV	ML	-	-

2402GV

Guarnizione fermavetro

Glass stopper seal

CODE	UNIT	DIMENSION	
		H	L
2402GV	ML	-	-

2402AGV

Guarnizione fermavetro

Glass stopper seal

CODE	UNIT	DIMENSION	
		H	L
2402AGV	ML	-	-

R2465GVL3

Guarnizione fermavetro

Glass stopper seal

CODE	UNIT	DIMENSION	
		H	L
R2465GVL3	ML	-	-

2000SQZ3

Squadrette per giunzione

Joint plate

CODE	UNIT	DIMENSION	
		B	H
2000SQZ3	NR	-	-

2000SQZ4

Squadrette per giunzione

Joint plate

CODE	UNIT	DIMENSION	
		B	H
2000SQZ4	NR	-	-

2001SQZ

Squadrette per giunzione

Joint plate

CODE	UNIT	DIMENSION	
		B	H
2001SQZ	NR	-	-

2002SQZ

Squadrette per giunzione

Joint plate

CODE	UNIT	DIMENSION	
		B	H
2002SQZ	NR	-	-

2000SQF5

Squadrette per giunzione

Joint plate

CODE	UNIT	DIMENSION	
		B	H
2000SQF5	NR	-	-

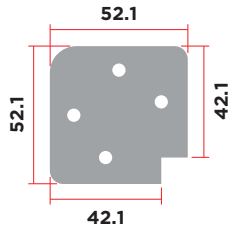

2000SQZ31/32

Squadrette per giunzione destra e sinistra

Joint plate right and left

CODE	UNIT	DIMENSION	
		B	H
2000SQZ31	NR	-	-
2000SQZ32	NR	-	-

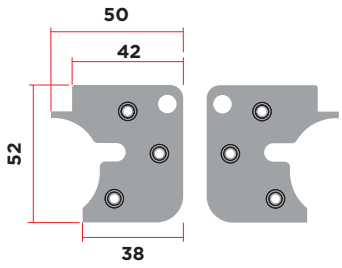

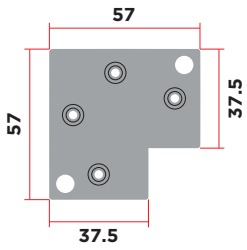

2000SQZ41/42

Squadrette per giunzione destra e sinistra

Joint plate right and left

CODE	UNIT	DIMENSION	
		B	H
2000SQZ41	NR	-	-
2000SQZ42	NR	-	-

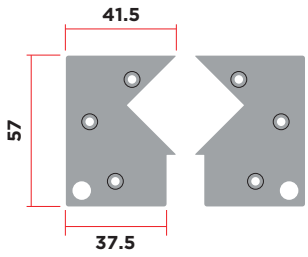

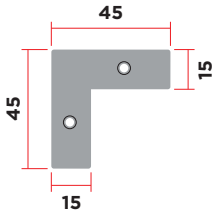

2001SQ1Z/2Z

Squadrette per giunzione destra e sinistra

Joint plate right and left

CODE	UNIT	DIMENSION	
		B	H
2001SQ1Z	NR	-	-
2001SQ2Z	NR	-	-

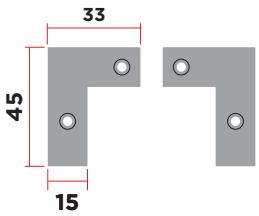

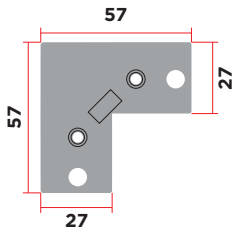

VAZB4XxxTSP

Vite per squadrette zincate

Galvanised screw for joint

CODE	UNIT	DIMENSION	
		B	H
VAZB4XxxTSP	NR	-	-



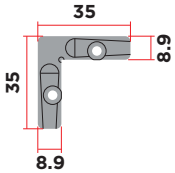

VS39X18N

Vite per giunzione a 90°

Screws for 90° joint

CODE	UNIT	DIMENSION	
		B	H
VS39X18N	NR	-	-

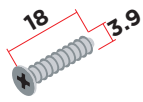



SISTEMA RIPIANI BREVETTATO
PATENTED SHELVES SYSTEM

Con il sistema Strike di Scilm, il ripiano diventa protagonista della cucina.
Design ed esigenze tecniche si fondono in questo innovativo sistema di ripiani in alluminio, rivoluzionando l'allestimento interno dei mobili da cucina.
L'estetica raffinata e l'assoluta praticità di Strike si coniugano con le sue straordinarie capacità di portata, che superano gli standard dei normali ripiani, ottenendo la conformità alla normativa UNI 8601 (LIV5 h28 e LIV4 h37).
Nella versione LED, il ripiano illumina l'interno del mobile grazie alla lampada dotata di sensore, senza cablaggi in modo da garantire massima libertà nel posizionamento dei ripiani.
Il sistema Strike è estremamente personalizzabile grazie all'ampia gamma di finiture e tipologie, ed è disponibile nella versione h28 o h37, normale o luminoso.

With Strike by Scilm, the shelf becomes the star of the kitchen.
Design and technical needs come together in this innovative aluminum shelving system, transforming the internal composition of kitchen cabinets.
The refined aesthetics and functionality of Strike is combined with its extraordinary ability to exceed the standards capacity of normal shelves, thus gaining conformity to UNI 8601 (LIV5 h28 and LIV4 h37).
In the LED version the shelf lightens the interior of the cabinet thanks to its sensor equipped lamp, without cables to ensure maximum flexibility in positioning the shelves.
The Strike system is highly customizable thanks to a wide range of finishings and models, and it is available in h28mm or h37mm, normal or lighting versions.

STRIKE







scilm®

STRIKE 28
STRIKE 28

Ripiano altezza 28 mm
con sede per vetro
o pannello da 4 mm.

Può essere fornito:
1 Luminoso montato
con vetro float-temperato
da 4 mm
2 Montato con vetro
float-temperato da 4 mm
3 Kit smontato senza ripiano
4 In barre per avere
massima praticità
nel dimensionamento

Shelf height 28mm,
with seat for glass
or panel 4mm thick.

It can be provided:
1 Lighting assembled
with temperated-float glass
4mm thick
2 Assembled
with temperated-float glass
4mm thick
3 In dismounted kit,
without shelf
4 In bars, to gain maximum
praticity in sizing









TABELLA DI CALCOLO ALIMENTAZIONE PER VERSIONE LED
L.E.D. POWER SUPPLY CALCULATION TABLE

ATTENZIONE
Nel caso di potenza richiesta superiore ai 50W contattare il servizio vendite di Scilm S.p.A.

ATTENTION
In case of need of power exceeding 50 w, contact Scilm's Customer Service

N° ripiani shelves	LARGHEZZA COLONNA (mm) TALL CABINET WIDTH (mm)			
	450	600	900	1200
1	6 W	6 W	6 W	12 W
2	6 W	12 W	12 W	20 W
3	12 W	12 W	20 W	30 W
4	12 W	15 W	30 W	50 W
5	12 W	20 W	30 W	50 W
6	15 W	30 W	50 W	50 W
7	20 W	30 W	50 W	-
8	20 W	30 W	50 W	-
9	30 W	50 W	-	-
10	30 W	50 W	-	-

28 STRIKE

PROFILO POSTERIORE CHIUSO
CLOSED BACK PROFILE

La soluzione adottata per Strike28 completo di vetro prevede sempre l'utilizzo del profilo "CHIUSO" nella parte posteriore per un'ottimale resa estetica.

Strike28 assembled shelve is supplied only with the "CLOSED" back profile for a cleaner look.

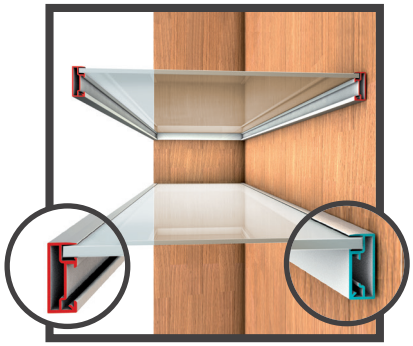

INSERTI MOBILI
RACK INSERT

I pratici inserti mobili a pettine posizionati nei profili laterali di Strike consentono una rapida e semplice operazione di montaggio all'interno del mobile indipendentemente dalla posizione dei reggipiani metallici.

The practical rack inserts placed in strike's side profiles allow a quick and easy assembly regardless to the pins' position on the cabinet.



PORTATA MAGGIORATA
INCREASED CAPACITY

Conforme alla normativa UNI 8601
Complies to UNI 8601 norm

STRIKE 28
profondità/depth mm 480

mm 450 livello/level **4**
portata/capacity 40 kg

mm 600 livello/level **4**
portata/capacity 54 kg

mm 900 livello/level **4**
portata/capacity 84 kg

mm 1200* livello/level **3**
portata/capacity 84 kg



*MM 1200 COMPLETO DI RINFORZO
*MM 1200 WITH REINFORCING PLATE

K6584

STRIKE 28 LED MONTATO CON VETRO
STRIKE 28 ASSEMBLED WITH GLASS

Lampada ripiano luminoso.
Ripiano altezza 28 mm
con vetro float-temperato filo grezzo
spessore 4 mm.

Lighting shelf lamp
Shelf 28mm height
with temperated-float glass,
4mm thick

A V

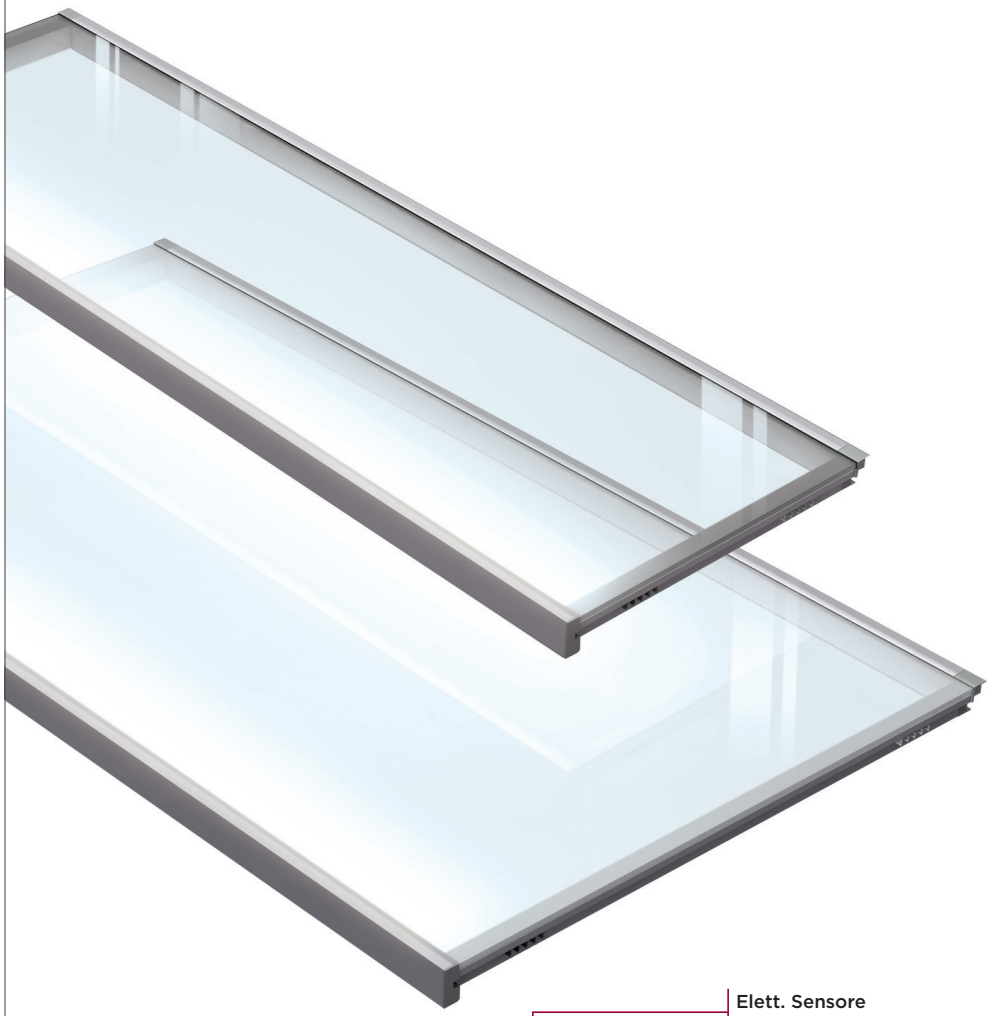





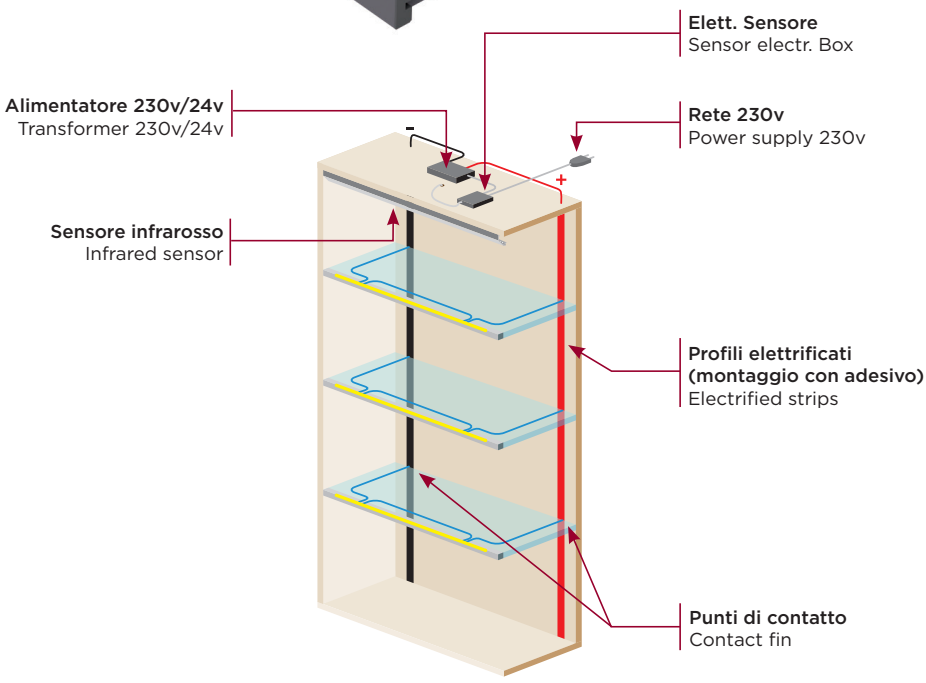

CODE	UNIT	DIMENSION	CABINET DIMENSION	MIN ORDER QTY	PCS/BOX	BOX SIZES	WEIGHT	VOLUME
		B X H	L	NR	NR	L X B X H	KG	M³
K6584xxxAxxx	NR	280x28	450	18	1	470x320x65	2,10	0,010
K6584xxxAxxx	NR	280x28	600	18	1	620x320x65	2,70	0,013
K6584xxxAxxx	NR	280x28	900	18	1	920x320x65	3,90	0,020
K6584xxxAxxxR	NR	280x28	1200	18	1	1220x320x65	5,10	0,025
K6584xxxAxxx	NR	480x28	450	18	1	470x520x65	2,75	0,016
K6584xxxAxxx	NR	480x28	600	18	1	620x520x65	4,05	0,021
K6584xxxAxxx	NR	480x28	900	18	1	920x520x65	5,42	0,031
K6584xxxAxxxR	NR	480x28	1200	18	1	1220x520x65	8,32	0,041

ALL'ORDINE SPECIFICARE LO SPESSORE DEI FIANCHI DEL MOBILE - WHEN ORDERING, PLEASE SPECIFY CHIPBOARD THICKNESS

K6037

MINISTRIKE LED
MINISTRIKE LED

Lampada per cielo mobile
con foro per sensore (non incluso)

Lamp for the roof of the cabinet
with slot for sensor (not included)

A V



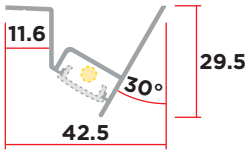

CODE	UNIT	DIMENSION	CABINET DIMENSION	MIN ORDER QTY	PCS/BOX	BOX SIZES	WEIGHT	VOLUME
		B X H	L	NR	NR	L X B X H	KG	M³
K6037xxx/xxx	NR	42x30	450	18	2	BOX118 450x70x50	0,25	0,0016
K6037xxx/xxx	NR	42x31	600	18	2	BOX119 600x70x50	0,30	0,0021
K6037xxx/xxx	NR	42x32	900	18	2	BOX120 900x70x50	0,40	0,0032
K6037xxx/xxx	NR	42x33	1200	18	2	BOX121 1200x70x50	0,55	0,0042

CF6584BI

nr. 5 dx + nr. 5 sx
profili elettrificati da mt 2 completi
di nr. 20 tappi di chiusura teste binari

5+5 complete rails pack lm 2
+ 20 pcs. rail's head closing caps



CODE	UNIT	DIMENSION	CABINET DIMENSION	MIN ORDER QTY	PCS/BOX	BOX SIZES	WEIGHT	VOLUME
		B X H	L	NR	NR	L X B X H	KG	M³
CF6584BI01	CF	15x3	2000	2	2	PVC box Ø30	0,35	-
CF6584BI02	CF	15x3	1000	2	2	PVC box Ø30	0,18	-

CF6584TR

Kit alimentatore per LED 230V AC/24V
DC (da 1 a massimo 15 LED)

LED transformer kit 230V AC/24V DC
(1 to max 15 LED)



CODE	UNIT	DIMENSION	CABINET DIMENSION	MIN ORDER QTY	PCS/BOX	BOX SIZES	WEIGHT	VOLUME
		W	L	NR	NR	L X B X H	KG	M³
CF6584TR01	CF	20	-	1	1	BOX82 280x85x60	0,21	0,007
CF6584TR02	CF	50	-	1	1	BOX82 280x85x60	0,21	0,002
CF6584TR03	CF	30	-	1	1	BOX82 280x85x60	0,21	0,002

CF6584SE

Kit sensore ad infrarosso + alimentatore
LED 230V AC/24V DC (da 1 a max 15 LED)

Infrared sensor kit + LED transformer kit
230V AC/24V DC (1 to max 15 LED)



CODE	UNIT	DIMENSION	CABINET DIMENSION	MIN ORDER QTY	PCS/BOX	BOX SIZES	WEIGHT	VOLUME
		W	L	NR	NR	L X B X H	KG	M³
CF6584SE01	CF	20	-	1	1	BOX82 280x85x60	0,21	0,007
CF6584SE02	CF	50	-	1	1	BOX82 280x85x60	0,21	0,002
CF6584SE03	CF	30	-	1	1	BOX82 280x85x60	0,21	0,002

T6584

STRIKE 28 MONTATO CON VETRO
STRIKE 28 ASSEMBLED WITH GLASS

Ripiano altezza 28 mm.
Imballato montato
con vetro float-temperato da 4 mm.
È disponibile esclusivamente
con profilo anteriore aperto
e posteriore chiuso.

28 mm height shelf.
Packed assembled
with 4mm temperated-float glass.
Is available exclusively
with open front profile
and closed back profile.

A V





STRIKE 28 - L 900
UNI 8601 - Liv. 4 (200 kg/m²) **= 84 KG**



STRIKE 28 - L 1.200
UNI 8601 - Liv. 3 (150 kg/m²) **= 84 KG**

CODE	UNIT	DIMENSION		MIN ORDER QTY	PCS/BOX	BOX SIZES	WEIGHT	VOLUME
		B X H	L	NR	NR	L X B X H	KG	M³
T6584xxxA001	NR	280x28	450	18	1	470x320x65	1,80	0,010
T6584xxxA002	NR	280x28	600	18	1	620x320x65	2,40	0,013
T6584xxxA005	NR	280x28	900	18	1	920x320x65	3,60	0,020
T6584xxxA007R	NR	280x28	1200	18	1	1220x320x65	4,80	0,025
T6584xxxA008	NR	480x28	450	18	1	470x520x65	2,45	0,016
T6584xxxA009	NR	480x28	600	18	1	620x520x65	3,70	0,021
T6584xxxA012	NR	480x28	900	18	1	920x520x65	5,10	0,031
T6584xxxA014R	NR	480x28	1200	18	1	1220x520x65	8,00	0,041

ALL'ORDINE SPECIFICARE LO SPESSORE DEI FIANCHI DEL MOBILE - WHEN ORDERING, PLEASE SPECIFY CHIPBOARD THICKNESS

S6584

STRIKE 28 SMONTATO SENZA VETRO
STRIKE 28 PACKED WITHOUT GLASS

Ripiano altezza 28 mm
con sede per vetro o pannello da 4 mm.
Kit smontato senza ripiano.

28 mm height shelf
with slot for 4mm glass or panel.
Kit without glass.

A V



CODE	UNIT	DIMENSION		MIN ORDER QTY	PCS/BOX	BOX SIZES	WEIGHT	VOLUME
		B X H	L	NR	NR	L X B X H	KG	M³
S6584xxxS001	NR	280x28	450	18	1	470x95x65	0,65	0,003
S6584xxxS002	NR	280x28	600	18	1	620x95x65	0,75	0,004
S6584xxxS005	NR	280x28	900	18	1	920x95x65	0,95	0,006
S6584xxxS007R	NR	280x28	1200	18	1	1220x95x65	2,35	0,008
S6584xxxS008	NR	480x28	450	18	1	470x95x65	0,75	0,003
S6584xxxS009	NR	480x28	600	18	1	620x95x65	0,85	0,004
S6584xxxS012	NR	480x28	900	18	1	920x95x65	1,05	0,006
S6584xxxS014R	NR	480x28	1200	18	1	1220x95x65	2,75	0,008

ALL'ORDINE SPECIFICARE LO SPESSORE DEI FIANCHI DEL MOBILE - WHEN ORDERING, PLEASE SPECIFY CHIPBOARD THICKNESS

R6583G

Profilo frontale/posteriore **aperto** con guarnizione, h. 28 mm, l. 4100 mm.

Front/Rear **OPEN** profile with gasket, h.28 mm l. 4100 mm.

A V



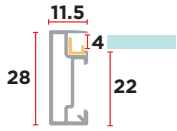

CODE	UNIT	DIMENSION		MIN ORDER QTY	PCS/BOX	BOX SIZES	WEIGHT	VOLUME
		B X H	L	ML	NR	L X B X H	KG	M³
R6583GxxxL41	ML	11,5x28	4100	102,5	25	BOX146 4250x205x80	7,20	0,069

R6584G

Profilo posteriore chiuso con guarnizione h. 28 mm, l. 4100 mm.

Rear CLOSE profile with gasket, h.28 mm l. 4100 mm.

A V

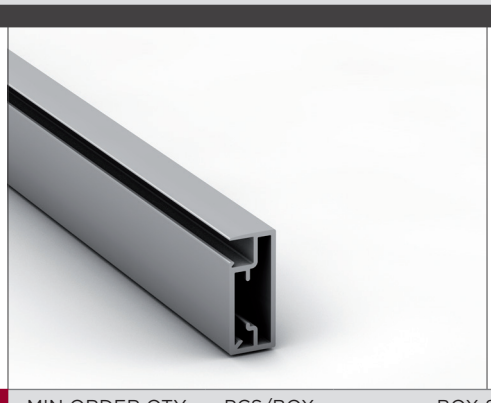

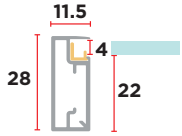

CODE	UNIT	DIMENSION		MIN ORDER QTY	PCS/BOX	BOX SIZES	WEIGHT	VOLUME
		B X H	L	ML	NR	L X B X H	KG	M³
R6584GxxxL41	ML	11,5x28	4100	102,5	25	BOX146 4250x205x80	7,75	0,069

R6581

Profilo laterale

Lateral profile

A V



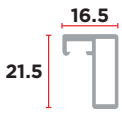

CODE	UNIT	DIMENSION		MIN ORDER QTY	PCS/BOX	BOX SIZES	WEIGHT	VOLUME
		B X H	L	ML	NR	L X B X H	KG	M³
R6581xxxL41	ML	16,5x22	4100	102,5	25	BOX146 4250x205x80	6,80	0,069

RAC0250301L3

Profilo in acciaio grezzo L 3000 mm.

Steel profile bar 3000 mm length.



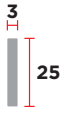

CODE	UNIT	DIMENSION		MIN ORDER QTY	PCS/BOX	BOX SIZES	WEIGHT	VOLUME
		B X H	L	ML	NR	L X B X H	KG	M³
RAC0250301L3	ML	25x3	3000	-	-	-	-	-

CFT6583/01

Kit giunzioni soluzione aperto/aperto

Kit splices Open/Open option

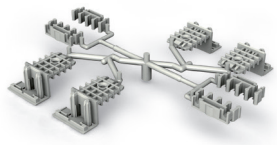

CODE	UNIT	DIMENSION		MIN ORDER QTY	PCS/BOX	BOX SIZES	WEIGHT	VOLUME
		B X H	L	NR	NR	L X B X H	KG	M³
CFT6583/01	CF	-	-	-	-	-	-	-

CFT6584/01

Kit giunzioni soluzione aperto/CHIUSO

Kit splices Open/Close option

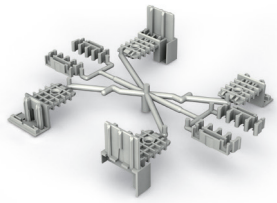

CODE	UNIT	DIMENSION		MIN ORDER QTY	PCS/BOX	BOX SIZES	WEIGHT	VOLUME
		B X H	L	NR	NR	L X B X H	KG	M³
CFT6584/01	CF	-	-	-	-	-	-	-

CFT6580/02

Confezione con n. 4 reggipiani

Package of 4pcs. shelf holder



CODE	UNIT	DIMENSION		MIN ORDER QTY	PCS/BOX	BOX SIZES	WEIGHT	VOLUME
		B X H	L	NR	NR	L X B X H	KG	M³
CFT6580/02	CF	-	-	-	-	-	-	-

CFT6584/02

Confezione strutturale

Lock safety kit



CODE	UNIT	DIMENSION		MIN ORDER QTY	PCS/BOX	BOX SIZES	WEIGHT	VOLUME
		B X H	L	NR	NR	L X B X H	KG	M³
CFT6584/02	CF	-	-	-	-	-	-	-

ISTRUZIONI PER IL TAGLIO RIPIANI CUT SHELVES INSTRUCTIONS

RIPIANO APERTO APERTO
LARGHEZZA PROFILO ANTERIORE E POSTERIORE:
misura nominale – spessore fianchi – 3 mm
PROFONDITÀ: misura nominale – 26 mm

OPEN OPEN SHELF OPTION
FRONT AND REAR PROFILE'S WIDTH:
nominal measure – sides' thickness – 3mm
DEPTH: nominal measure – 26mm

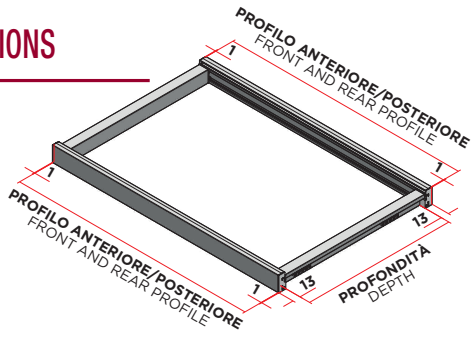

RIPIANO APERTO CHIUSO
LARGHEZZA PROFILO ANTERIORE APERTO:
misura nominale – spessore fianchi – 3 mm
LARGHEZZA PROFILO POSTERIORE CHIUSO:
misura nominale – spessore fianchi – 35 mm
PROFONDITÀ: misura nominale – 26 mm

OPEN CLOSE SHELF OPTION
OPEN FRONT PROFILE'S WIDTH:
nominal measure – sides' thickness – 3 mm
CLOSE REAR PROFILE'S WIDTH:
nominal measure – sides' thickness – 35 mm
DEPTH: nominal measure – 26mm

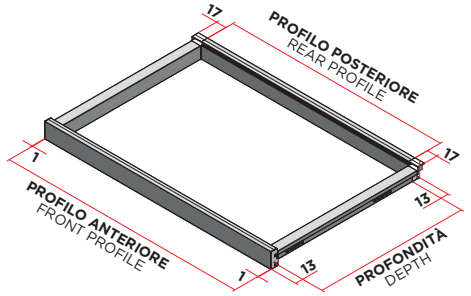

scilm®

STRIKE 37
STRIKE 37

Ripiano ad altezza maggiorata. Grazie al nuovo profilo reversibile accoglie ripiani da 4 o 8 mm.

Può essere fornito:
1 Montato con vetro float-temperato da 4 mm
2 In kit smontato senza ripiano
3 In barre per avere massima praticità nel dimensionamento

Increased height shelf. Thanks to the new reversible profile, it can hold 4 or 8mm thick shelves.

It can be provided:
1 With temperated-float glass 4mm thick
2 In dismounted kit, without shelf
3 In bars, to gain maximum praticity in sizing







37 STRIKE

REVERSIBILE
REVERSIBLE

La doppia sede del profilo frontale Strike37 consente l'utilizzo di diversi materiali oltre alla possibilità di realizzare un ripiano scatolato

The 2 slots of Strike 37's front profile allows to use different materials to create a shelf, as well as the possibility to create a boxed shelf.



INSERTI MOBILI
RACK INSERT

I pratici inserti mobili a pettine posizionati nei profili laterali di Strike consentono una rapida e semplice operazione di montaggio all'interno del mobile indipendentemente dalla posizione dei reggipiani metallici.

The practical rack inserts placed in strike's side profiles allow a quick and easy assembly regardless to the pins' position on the cabinet.



PORTATA MAGGIORATA
INCREASED CAPACITY

Conforme alla normativa UNI 8601
Complies to UNI 8601 norm

STRIKE 37
profondità/depth mm 480

mm 450 livello/level **5**
portata/capacity 50 kg

mm 600 livello/level **5**
portata/capacity 67 kg

mm 900 livello/level **5**
portata/capacity 103 kg

mm 1200* livello/level **4**
portata/capacity 112 kg



*MM 1200 COMPLETO DI RINFORZO
*MM 1200 WITH REINFORCING PLATE

T6582

STRIKE 37 MONTATO CON VETRO
STRIKE 37 ASSEMBLED WITH GLASS

Ripiano altezza 37 mm.
Imballato montato con vetro
float-temperato da 4 mm.
È disponibile esclusivamente
con profilo frontale aperto
e profilo posteriore aperto.

37 mm height shelf.
Packed assembled
with 4mm temperated-float glass.
Is available exclusively
with open front profile
and open back profile.

A V





STRIKE 37 - L 900
UNI 8601 - Liv. 5 (250 kg/m²) **= 103 KG**



STRIKE 37 - L 1.200
UNI 8601 - Liv. 4 (200 kg/m²) **= 112 KG**

CODE	UNIT	DIMENSION		MIN ORDER QTY	PCS/BOX	BOX SIZES	WEIGHT	VOLUME
		B X H	L	NR	NR	L X B X H	KG	M³
T6582xxxA001	NR	280x37	450	18	1	470x320x65	3,00	0,010
T6582xxxA002	NR	280x37	600	18	1	620x320x65	3,50	0,013
T6582xxxA005	NR	280x37	900	18	1	920x320x65	3,80	0,020
T6582xxxA007R	NR	280x37	1200	18	1	1220x320x65	4,00	0,025
T6582xxxA008	NR	480x37	450	18	1	470x520x65	5,50	0,016
T6582xxxA009	NR	480x37	600	18	1	620x520x65	5,80	0,021
T6582xxxA012	NR	480x37	900	18	1	920x520x65	6,00	0,031
T6582xxxA014R	NR	480x37	1200	18	1	1220x520x65	11,70	0,041

ALL'ORDINE SPECIFICARE LO SPESSORE DEI FIANCHI DEL MOBILE - WHEN ORDERING, PLEASE SPECIFY CHIPBOARD THICKNESS

S6582

STRIKE 37 SMONTATO SENZA VETRO
STRIKE 37 PACKED WITHOUT GLASS

Ripiano altezza 37 mm
con sede per vetro o pannello
da 4 mm o 8 mm.
Kit smontato senza ripiano.

37 mm height shelf
with slot for 4 mm or 8 mm
glass or panel.
Kit without glass.

A V



CODE	UNIT	DIMENSION		MIN ORDER QTY	PCS/BOX	BOX SIZES	WEIGHT	VOLUME
		B X H	L	NR	NR	L X B X H	KG	M³
S6582xxx.001	NR	280x37	450	18	1	470x95x65	0,71	0,003
S6582xxx.002	NR	280x37	600	18	1	620x95x65	0,81	0,004
S6582xxx.005	NR	280x37	900	18	1	920x95x65	0,92	0,006
S6582xxx.007R	NR	280x37	1200	18	1	1220x95x65	2,85	0,008
S6582xxx.008	NR	480x37	450	18	1	470x95x65	0,81	0,003
S6582xxx.009	NR	480x37	600	18	1	620x95x65	0,93	0,004
S6582xxx.012	NR	480x37	900	18	1	920x95x65	1,05	0,006
S6582xxx.014R	NR	480x37	1200	18	1	1220x95x65	2,95	0,008

ALL'ORDINE SPECIFICARE LO SPESSORE DEI FIANCHI DEL MOBILE - WHEN ORDERING, PLEASE SPECIFY CHIPBOARD THICKNESS

R6582G

Profilo frontale/posteriore
con guarnizione h. 37 mm. l. 4100 mm.

Front/rear profile
with gasket h.37 mm. l. 4100 mm.

A V



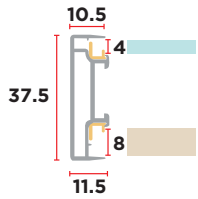

CODE	UNIT	DIMENSION		MIN ORDER QTY	PCS/BOX	BOX SIZES	WEIGHT	VOLUME
		B X H	L	ML	NR	L X B X H	KG	M³
R6582GxxxL41	ML	11,5x37,5	4100	102,5	25	BOX146 4250x205x80	9,15	0,069

R6581

Profilo laterale

Lateral Profile

A V



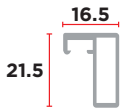

CODE	UNIT	DIMENSION		MIN ORDER QTY	PCS/BOX	BOX SIZES	WEIGHT	VOLUME
		B X H	L	ML	NR	L X B X H	KG	M³
R6581xxxL41	ML	16,5x22	4100	102,5	25	BOX146 4250x205x80	6,80	0,069

CFT6580/02

Confezione con n. 4 reggipiani

Package of 4pcs. Shelf holder



CODE	UNIT	DIMENSION		MIN ORDER QTY	PCS/BOX	BOX SIZES	WEIGHT	VOLUME
		B X H	L	NR	NR	L X B X H	KG	M³
CFT6580/02	CF	-	-	-	-	-	-	-

CFT6580/01

Kit giunzioni

Kit splices



CODE	UNIT	DIMENSION		MIN ORDER QTY	PCS/BOX	BOX SIZES	WEIGHT	VOLUME
		B X H	L	NR	NR	L X B X H	KG	M³
CFT6580/01	CF	-	-	-	-	-	-	-

RAC0300301L3

Profilo in acciaio grezzo L 3000 mm.

Steel profile bar 3000 mm length.



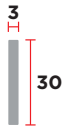

CODE	UNIT	DIMENSION		MIN ORDER QTY	PCS/BOX	BOX SIZES	WEIGHT	VOLUME
		B X H	L	ML	NR	L X B X H	KG	M³
RAC0300301L3	ML	30x3	3000	-	-	-	-	-

ISTRUZIONI PER IL TAGLIO RIPIANI CUT SHELVES INSTRUCTIONS

LARGHEZZA PROFILO
misura nominale – spessore fianchi – 2 mm
PROFONDITÀ
misura nominale – 23 mm

PROFILE'S WIDTH
nominal measure – sides' thickness – 2mm
DEPTH
nominal measure – 23mm

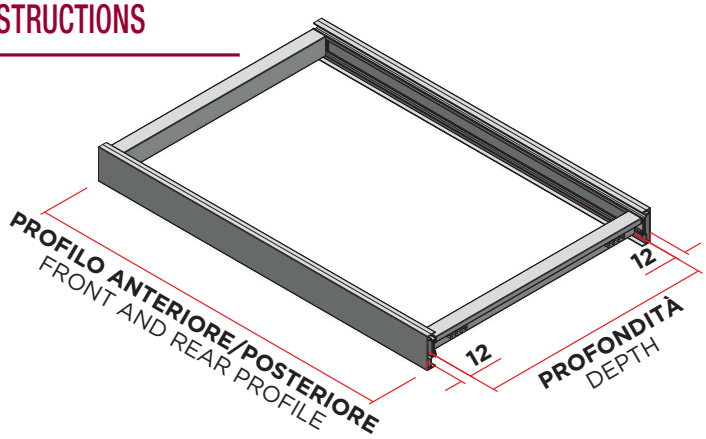

I profili bordo top Scilm
sono la soluzione ideale
per integrare perfettamente
ogni tipo di piano top con le tendenze
della cucina componibile.
Tutti i profili assicurano un perfetta
sigillatura del piano se utilizzati
con silicone nell'apposita sede.
Gli accessori dei profili
sono ottenuti mediante lavorazione
meccanica di un unico blocco
di alluminio: l'accoppiamento tra profilo
e giunzione risulta, pertanto,
perfetto e quasi invisibile.
Per tale motivo la finitura superficiale
è perfettamente abbinata
a quella del profilo.

Scilm worktop profiles
are the ideal solution to insert
every type of worktop into
the trends of the modern kitchens.
All the profiles assure a perfect seal
of the worktops when applied along
with silicon.
Every matching accessories
of the profiles are produced
with a mechanical operation
from a sole aluminum block:
the link between profile and accessory,
therefore, results perfect
and aesthetically nice.
For this reason the finishing
of the surface in the joining part
match perfectly the profile one.

PROFILO BORDO TOP
TOP EDGING STRIP



TOP H 40

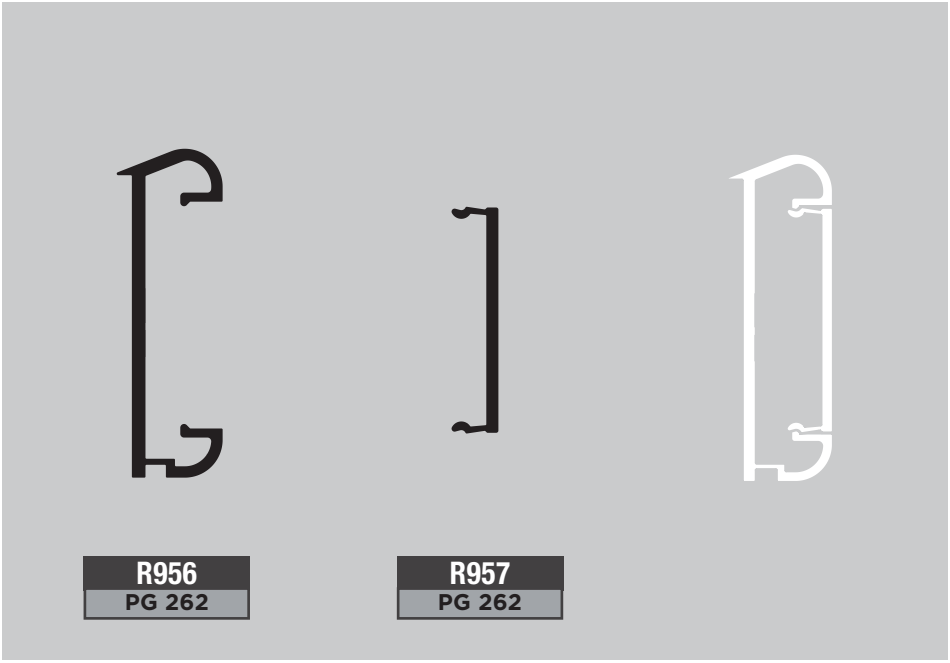

R956
PG 262

R957
PG 262

TOP H 60



R960FOR
PG 266



R960
PG 266

BORDO TOP 40 MM - TOP EDGING STRIP 40 MM

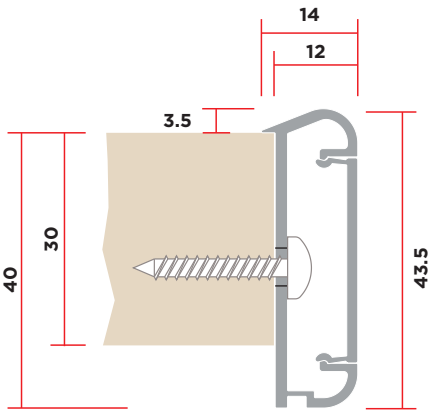

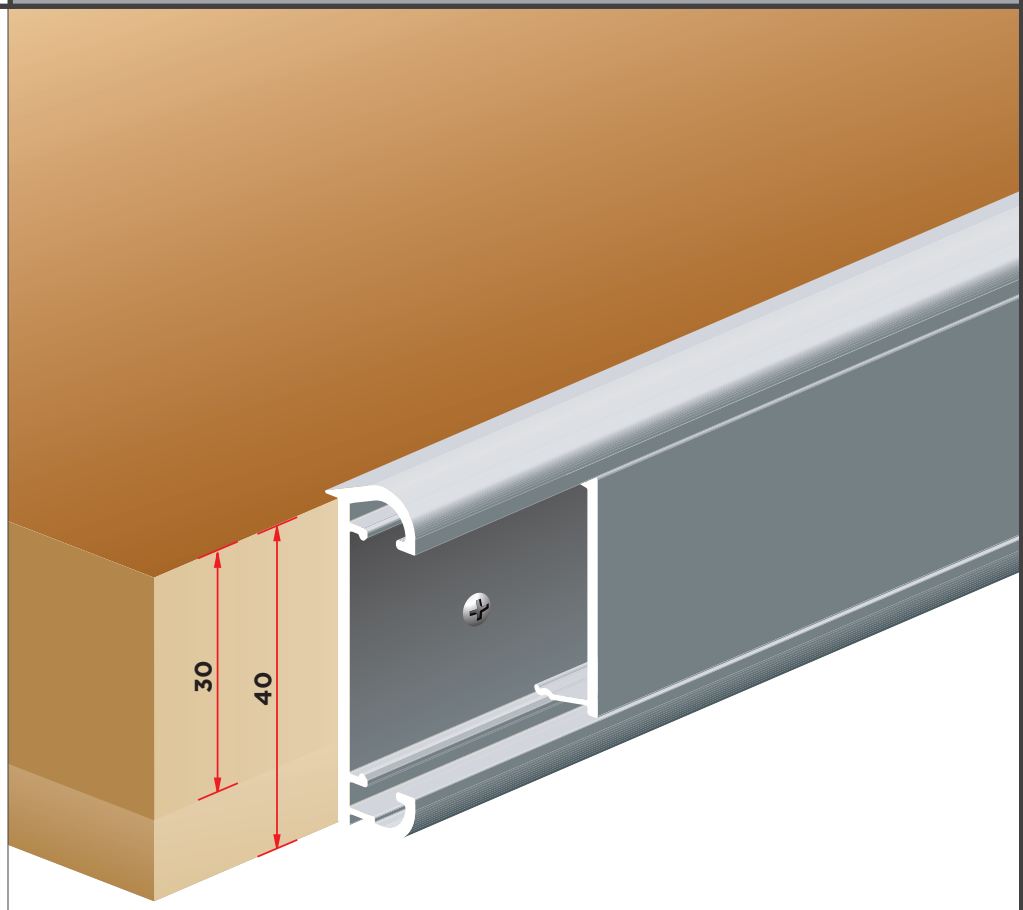

R956

Profilo portante forato

Aluminum, drilled support

A V



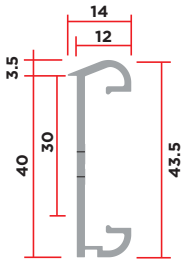

CODE	UNIT	DIMENSION		MIN ORDER QTY	PCS/BOX	BOX SIZES	WEIGHT	VOLUME
		H	L	ML	NR	L X B X H	KG	M³
R956xxxL39	ML	43	3900	97,5	25	BOX06 4040x80x205	34,00	0,066

R957

Profilo di finitura

Front profile

A V





CODE	UNIT	DIMENSION		MIN ORDER QTY	PCS/BOX	BOX SIZES	WEIGHT	VOLUME
		H	L	ML	NR	L X B X H	KG	M³
R957xxxL39	ML	30	3900	195	50	BOX06 4040x80x205	29,30	0,066

CSA967

Angolo esterno 90° in alluminio

90° external corner in aluminum

A V





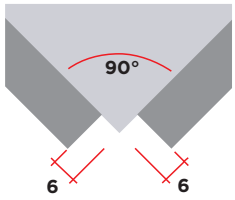

CODE	UNIT	DIMENSION		MIN ORDER QTY	PCS/BOX	BOX SIZES	WEIGHT	VOLUME
		H	L	NR	NR	L X B X H	KG	M³
CSA967-xxx	NR	43	-	18	18	blister	0,40	-

CSA966

Angolo interno 90° in alluminio

90° internal corner in aluminum

A V





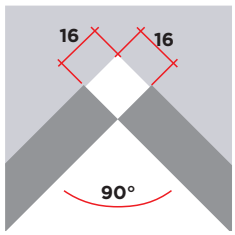

CODE	UNIT	DIMENSION		MIN ORDER QTY	PCS/BOX	BOX SIZES	WEIGHT	VOLUME
		H	L	NR	NR	L X B X H	KG	M³
CSA966-xxx	NR	43	-	300	18	blister	0,55	-

CSA973

Angolo esterno 135° in alluminio

135° external corner in aluminum

A V





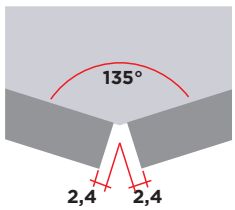

CODE	UNIT	DIMENSION		MIN ORDER QTY	PCS/BOX	BOX SIZES	WEIGHT	VOLUME
		H	L	NR	NR	L X B X H	KG	M³
CSA973-xxx	NR	43	-	300	18	blister	0,25	-

CSA972

Angolo interno 135° in alluminio

135° internal corner in aluminum

A V





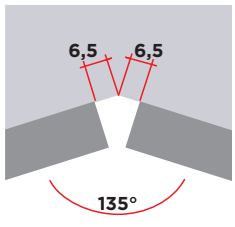

CODE	UNIT	DIMENSION		MIN ORDER QTY	PCS/BOX	BOX SIZES	WEIGHT	VOLUME
		H	L	NR	NR	L X B X H	KG	M³
CSA972-xxx	NR	43	-	300	18	blister	0,30	-

BORDO TOP 60 MM - TOP EDGING STRIP 60 MM

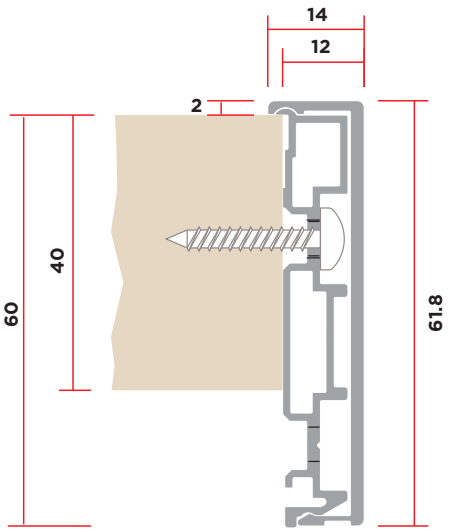

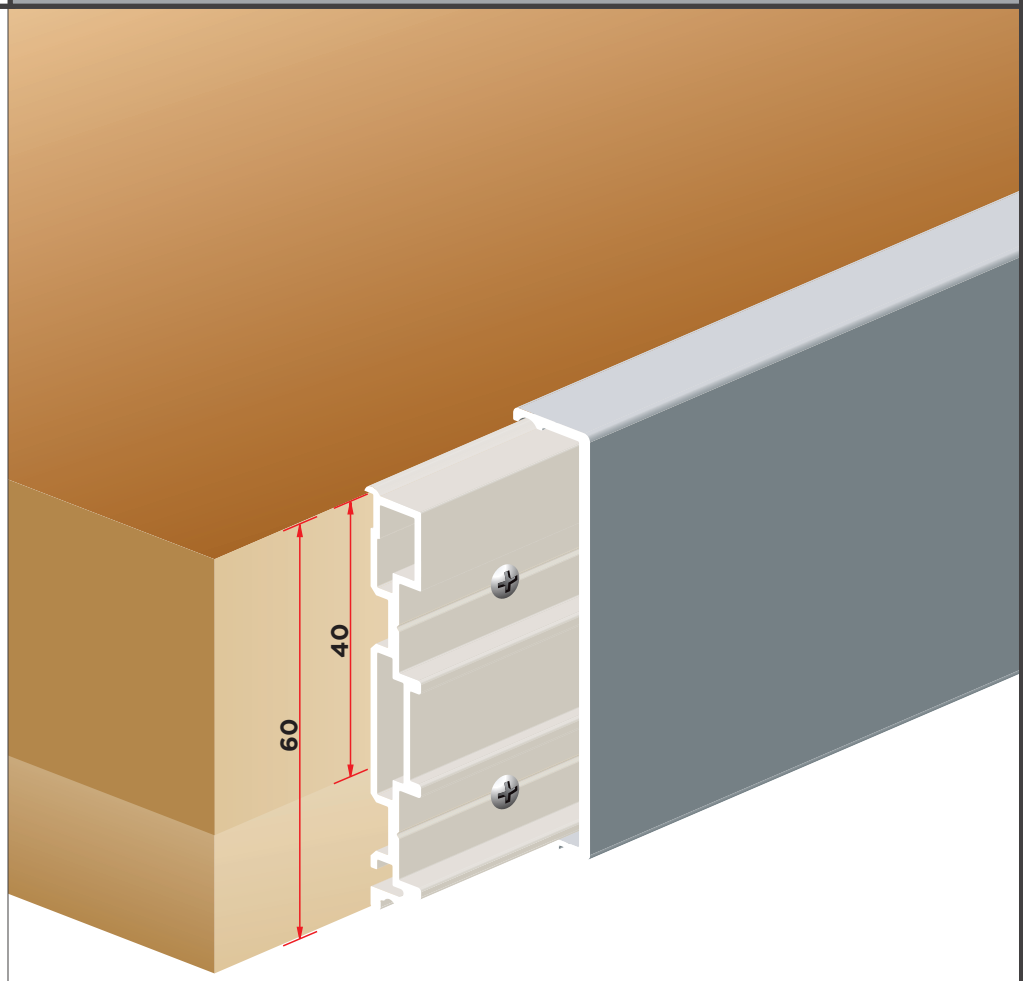

R960FOR

profilo portante forato

aluminum, drilled support



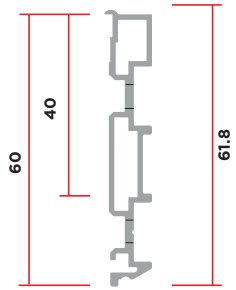

CODE	UNIT	DIMENSION		MIN ORDER QTY	PCS/BOX	BOX SIZES	WEIGHT	VOLUME
		H	L	ML	NR	L X B X H	KG	M³
R960AFORL41	ML	60	4100	102,5	25	BOX146 4250x205x80	52,00	0,069

R960

profilo di finitura

front profile

A V



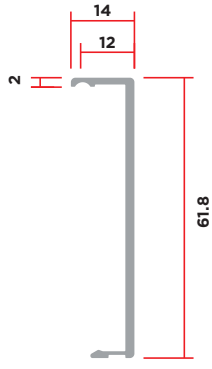

CODE	UNIT	DIMENSION		MIN ORDER QTY	PCS/BOX	BOX SIZES	WEIGHT	VOLUME
		H	L	ML	NR	L X B X H	KG	M³
R960xxxL41	ML	62	4100	102,5	25	BOX146 4250x205x80	41,50	0,069

CSA968

angolo interno 90° in alluminio

90° internal corner in aluminum

A V





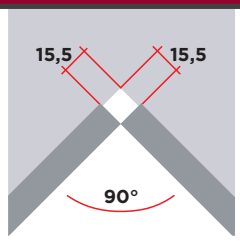

CODE	UNIT	DIMENSION		MIN ORDER QTY	PCS/BOX	BOX SIZES	WEIGHT	VOLUME
		H	L	NR	NR	L X B X H	KG	M³
CSA968-xxx	NR	62	-	18	18	blister	0,83	-

CSA969

angolo esterno 90° in alluminio

90° external corner in aluminum

A V





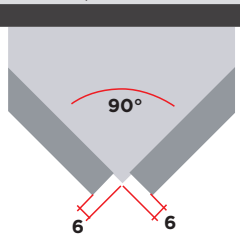

CODE	UNIT	DIMENSION		MIN ORDER QTY	PCS/BOX	BOX SIZES	WEIGHT	VOLUME
		H	L	NR	NR	L X B X H	KG	M³
CSA969-xxx	NR	62	-	18	18	blister	0,65	-

CSA970

angolo interno 135° in alluminio

135° internal corner in aluminum

A V





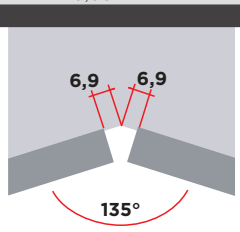

CODE	UNIT	DIMENSION		MIN ORDER QTY	PCS/BOX	BOX SIZES	WEIGHT	VOLUME
		H	L	NR	NR	L X B X H	KG	M³
CSA970-xxx	NR	62	-	18	18	blister	0,45	-

CSA971

angolo esterno 135° in alluminio

135° external corner in aluminum

A V





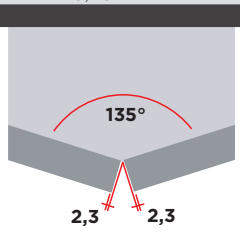

CODE	UNIT	DIMENSION		MIN ORDER QTY	PCS/BOX	BOX SIZES	WEIGHT	VOLUME
		H	L	NR	NR	L X B X H	KG	M³
CSA971-xxx	NR	62	-	18	18	blister	0,40	-

CSA975

angolo esterno 150° in alluminio

150° external corner in aluminum

A V





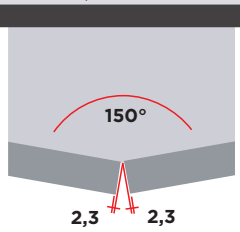

CODE	UNIT	DIMENSION		MIN ORDER QTY	PCS/BOX	BOX SIZES	WEIGHT	VOLUME
		H	L	NR	NR	L X B X H	KG	M³
CSA975-xxx	NR	62	-	306	18	blister	0,30	-

CSA976

angolo esterno 120° in alluminio

120° external corner in aluminum

A V





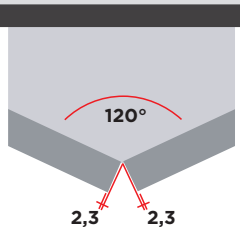

CODE	UNIT	DIMENSION		MIN ORDER QTY	PCS/BOX	BOX SIZES	WEIGHT	VOLUME
		H	L	NR	NR	L X B X H	KG	M³
CSA976-xxx	NR	62	-	306	18	blister	0,47	-

scilm®

LATERALI PER TOP
SIDE PROFILES FOR WORKTOPS





RT.TOP 4 A D/S

laterale per top da 40 mm. sagomato abbinato al bordo top h. 40 mm art. 956-957. Dx / Sx

shaped side profile for 40 mm. top combined with top edging h. 40 mm art. 956-967. Rh/Lh

A V



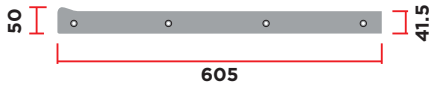

CODE	UNIT	DIMENSION		MIN ORDER QTY	PCS/BOX	BOX SIZES	WEIGHT	VOLUME
		H	L	NR	NR	L X B X H	KG	M³
RT.TOP4ADxxx	NR	41,5 - 50	605	40	40	BOX76 610x170x120	23,00	0,012
RT.TOP4ASxxx	NR	41,5 - 50	605	40	40	BOX76 610x170x120	23,00	0,012

RT.TOP 34 A D/S

laterale per top da 60 mm. Dx / Sx

side profile for 60 mm. Rh / Lh

A V



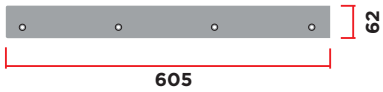

CODE	UNIT	DIMENSION		MIN ORDER QTY	PCS/BOX	BOX SIZES	WEIGHT	VOLUME
		H	L	NR	NR	L X B X H	KG	M³
RT.TOP34ADxxx	NR	62	605	40	40	BOX76 610x170x120	20,00	0,065
RT.TOP34ASxxx	NR	62	605	40	40	BOX76 610x170x120	20,00	0,065

RT.TOP 5 A D/S

Laterale dx/sx per top da 40 mm sagomato abbinato ad alzatine modello 3500/3700. Dx / Sx

shaped side profile for 40 mm. top combined with backsplash art. 3500/3700. Rh/Lh

A V



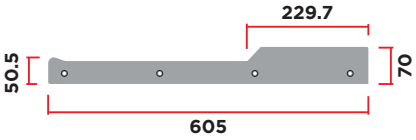

CODE	UNIT	DIMENSION		MIN ORDER QTY	PCS/BOX	BOX SIZES	WEIGHT	VOLUME
		H	L	NR	NR	L X B X H	KG	M³
RT.TOP5ADxxx	NR	70 - 50,5	605	40	40	BOX76 610x170x120	23,00	0,012
RT.TOP5ASxxx	NR	71 - 50,5	605	40	40	BOX76 610x170x120	23,00	0,012

RT.TOP 24 A D/S

laterale per top da 60 mm. abbinato ad alzatine modello 3500/3700. Dx / Sx

side profile for 60 mm. top combined with backsplash art. 3500/3700. Rh/Lh

A V



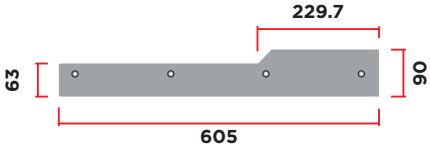

CODE	UNIT	DIMENSION		MIN ORDER QTY	PCS/BOX	BOX SIZES	WEIGHT	VOLUME
		H	L	NR	NR	L X B X H	KG	M³
RT.TOP24ADxxx	NR	90 - 63	605	40	40	BOX76 610x170x120	23,60	0,012
RT.TOP24ASxxx	NR	90 - 63	605	40	40	BOX76 610x170x120	23,60	0,012

CE 952

profilo in PVC morbido neutro

soft PVC gasket neutral

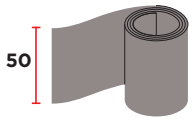

CODE	UNIT	DIMENSION		MIN ORDER QTY	PCS/BOX	BOX SIZES	WEIGHT	VOLUME
		H	L	NR	NR	L X B X H	KG	M³
RCE952-xxx	NR	50	200	-	1	-	-	-

CE 953

profilo in PVC morbido neutro e nero

soft PVC gasket neutral and black

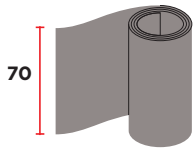

CODE	UNIT	DIMENSION		MIN ORDER QTY	PCS/BOX	BOX SIZES	WEIGHT	VOLUME
		H	L	NR	NR	L X B X H	KG	M³
RCE953-xxx	NR	70	200	-	1	-	-	-

VT5X60TSP

vite nichelata testa svasata piana

nickel-plated flathead screw

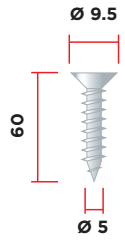

CODE	UNIT	DIMENSION		MIN ORDER QTY	PCS/BOX	BOX SIZES	WEIGHT	VOLUME
		H	L	NR	NR	L X B X H	KG	M³
VT5x60TSP	NR	-	-	-	-	-	-	-

VT5X25TSP

vite nichelata testa svasata piana

nickel-plated flathead screw

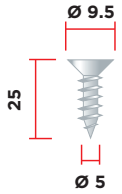

CODE	UNIT	DIMENSION		MIN ORDER QTY	PCS/BOX	BOX SIZES	WEIGHT	VOLUME
		H	L	NR	NR	L X B X H	KG	M³
VT5x25TSP	NR	-	-	-	-	-	-	-



I profili in alluminio Scilm a sezione quadra consentono la realizzazione di ogni tipo di struttura (tavoli, armadiature a giorno o con ante, cristalliere, carrelli, pensili ecc.).

Le strutture dovranno essere ordinate allegando un disegno tecnico quotato della soluzione scelta.

Scilm aluminum square profiles give the possibility to make every kind of structure (tables, structures opened or with doors, trays, open units, etc).

Structures shall be ordered along with a technical drawing with all sizes and details.

PROFILI PER STRUTTURE MODULARI
PROFILES FOR MODULAR STRUCTURES



OPZIONI COSTRUTTIVE
CONSTRUCTION OPTIONS

Parte superiore
senza tappo

Top junction
without plastic flat cap.

Parte superiore
con tappo

Top junction
with plastic flat cap

Parte inferiore
della gamba con tappo

Bottom leg
with plastic flat cap.

Parte inferiore della
gamba con livellatore

Bottom leg
with leveller







R7544

profilo 40x40 in alluminio
per gambe

40x40 Aluminum profile
for legs

A V

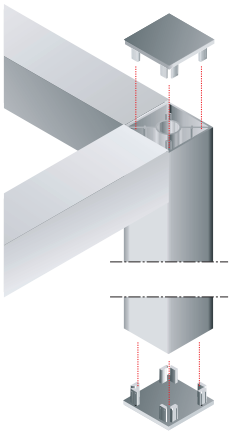



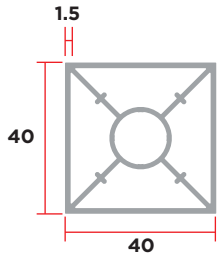

CODE	UNIT	DIMENSION		MIN ORDER QTY	PCS/BOX	BOX SIZES	WEIGHT	VOLUME
		B X H	L	ML	NR	L X B X H	KG	M³
R7544xxxL39	ML	40x40	3900	31,2	8	BOX06 4040x80x205	45,5	0,066

R7527

profilo 40x40 in alluminio
per traversi

40x40 Aluminum profile
for uprights

A V

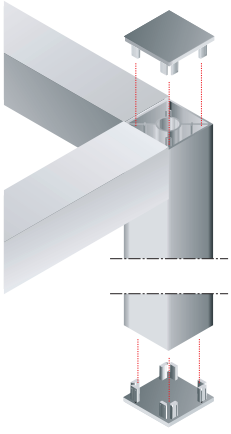



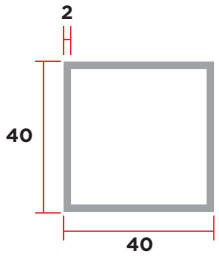

CODE	UNIT	DIMENSION		MIN ORDER QTY	PCS/BOX	BOX SIZES	WEIGHT	VOLUME
		B X H	L	ML	NR	L X B X H	KG	M³
R7527xxxL41	ML	40x40	4100	32,8	8	BOX146 4250x205x80	30	0,0697

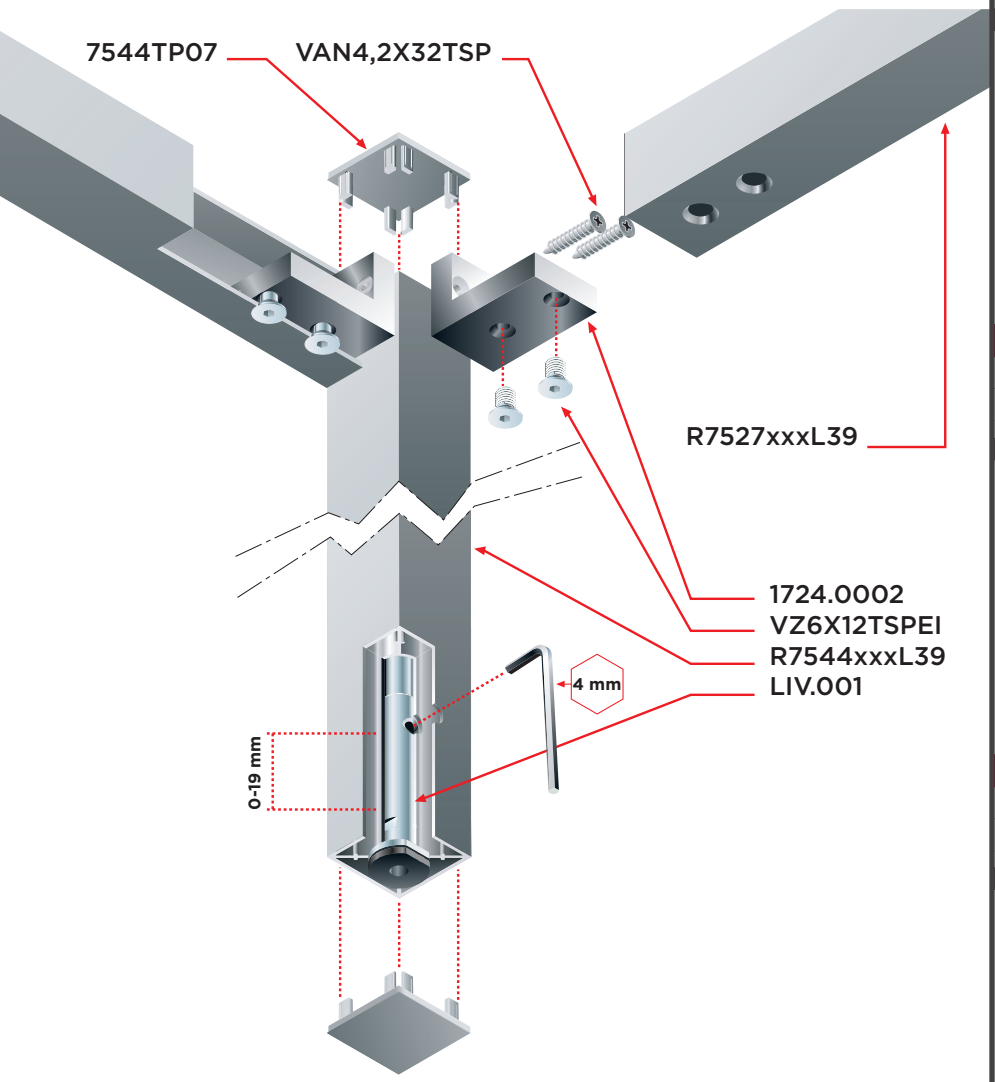

1724.0002

squadretta di giunzione

square block

CODE	UNIT	DIMENSION	
		B	H
1724.0002	NR	-	-

7541TP07

tappo di finitura colore grigio 07

plug color grey 07

CODE	UNIT	DIMENSION	
		B	H
7541TP07	NR	-	-

LIV.001

livellatore

leveller

CODE	UNIT	DIMENSION	
		B	H
LIV.001	NR	-	-

VZ6X12TSPEI

vite assemblaggio traversi

screw for uprights

CODE	UNIT	DIMENSION	
		B	H
VZ6X12TSPEI	NR	-	-

VAN4,2X32TSP

vite per fissaggio squadretta

plated screw for square block

CODE	UNIT	DIMENSION	
		B	H
VAN4,2X32TSP	NR	-	-















R7500

profilo 50x50 in alluminio

50x50 Aluminum profile

A V

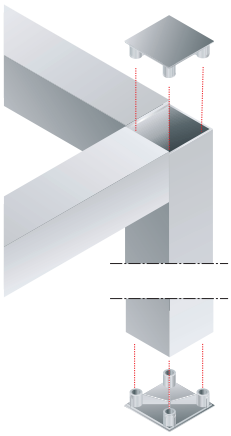



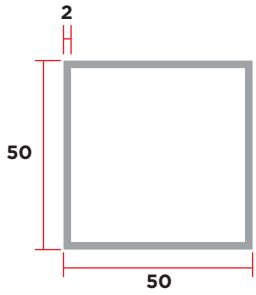

CODE	UNIT	DIMENSION		MIN ORDER QTY	PCS/BOX	BOX SIZES	WEIGHT	VOLUME
		B X H	L	ML	NR	L X B X H	KG	M³
R7500xxxL39	ML	50x50	3900	23,4	6	BOX07 4050x110x205	25	0,091

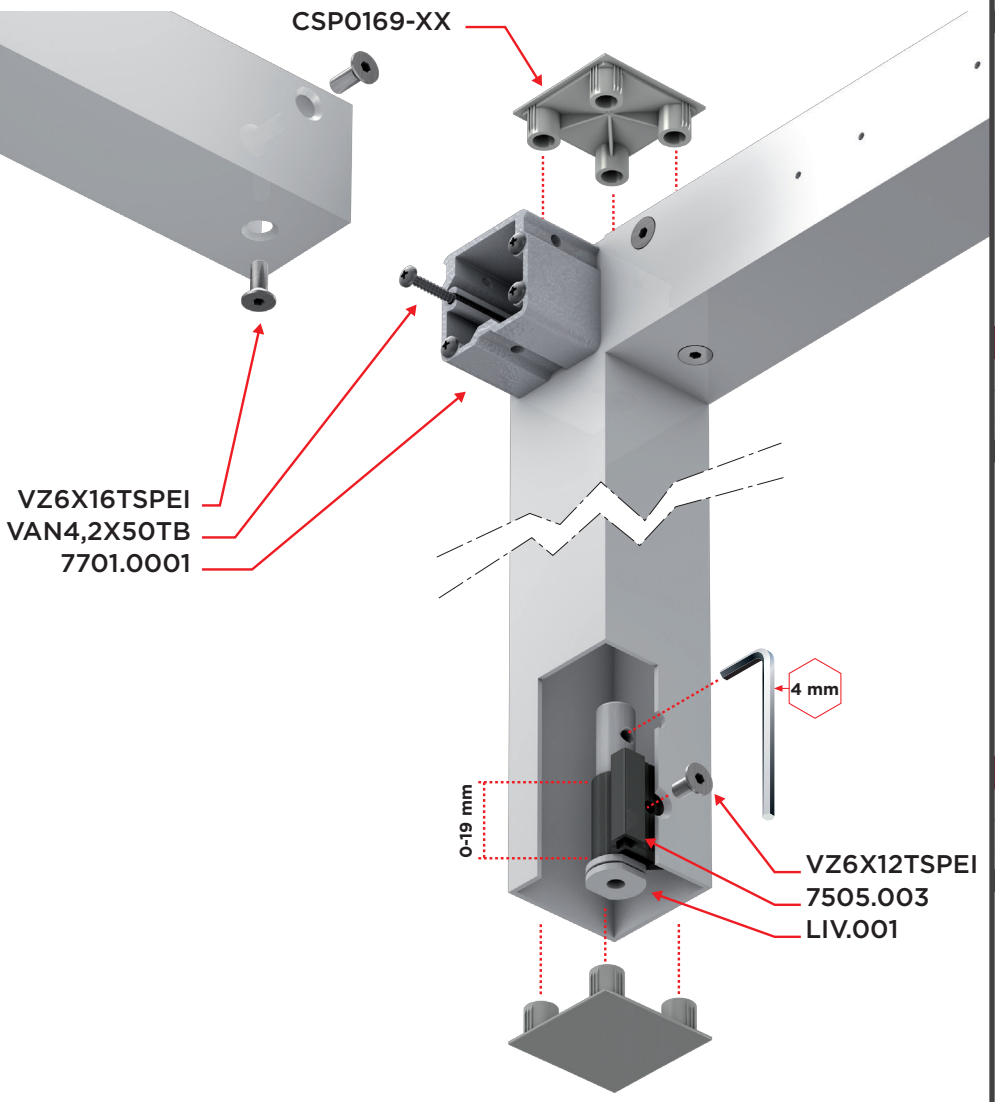

7700.0001

blocchetto di giunzione fil. M6

joining block M6

CODE	UNIT	DIMENSION	
		B	H
7701.0001	NR	-	-

7505.0003

blocchetto per livellatore

leveller block

CODE	UNIT	DIMENSION	
		B	H
7505.0003	NR	-	-

7500ATPxx

tappo di finitura colore grigio 07

plug color grey 07

CODE	UNIT	DIMENSION	
		B	H
7500ATPxx	NR	-	-

LIV.001

livellatore

leveller

CODE	UNIT	DIMENSION	
		B	H
LIV.001	NR	-	-

VAZB4,2X50TB

vite assemblaggio giunti

screw for assembly joints

CODE	UNIT	DIMENSION	
		B	H
VAZB4,2X50TB	NR	-	-



VZ6X16TSPEI

vite assemblaggio traversi

screw for uprights



CODE	UNIT	DIMENSION	
		B	H
VZ6X16TSPEI	NR	-	-



VZ6X12TSPEI

vite fissaggio blocco livellatore

screw for leveller block



CODE	UNIT	DIMENSION	
		B	H
VZ6X12TSPEI	NR	-	-

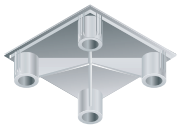





scilm®

Il PROGRAMMA TAVOLI SCILM nasce per soddisfare l'esigenza di un complemento d'arredo che possa coniugare un design di tendenza a materiali di qualità, finiture pregiate ed estrema versatilità.

Tutti i tavoli e le strutture possono essere fissi o allungabili. Per le strutture nella versione allungabile vengono forniti gli elementi per il fissaggio prolunga.

Le viti di fissaggio sono in acciaio inox.

The new SCILM TABLE PROGRAM is conceived to satisfy the need of furniture that mix up to date design to quality materials, luxury details and extreme versatility.

All tables and table frames can be fixed or extensible. The extensible table frames are supplied with all the needed components.

Screws are in stainless steel.

TAVOLI
TABLES



scilm®

GO-TO / TINO / MITOS / ARES / ERMES







I tavoli hanno le gambe perimetrali, questo significa che seguono sempre il tavolo in lunghezza
The tables have perimetrical legs, this means that they always follow the length of the table

4 COMBINAZIONI: STRUTTURA-PIANO
4 COMBINATIONS: STRUCTURE-TOP

	1	2	3	4
ALLUMINIO ANODIZZATO ANODISED ALUMINIUM	SPAZZ. NATURALE BRUSHED	TITANIO TITANIUM		
ALLUMINIO VERNICIATO PAINTED ALUMINIUM			BIANCO WHITE	NERO BLACK
VETRO TEMPERATO TEMPERED GLASS	BIANCO WHITE	GRIGIO GREY		
VETRO TEMPERATO TEMPERED GLASS			BIANCO WHITE	NERO BLACK

FINITURE ALLUNGA
EXTENSION FINISH

NOBILITATO LAMINATE: GRIGIO MEDIO MID GREY

RAPIDO

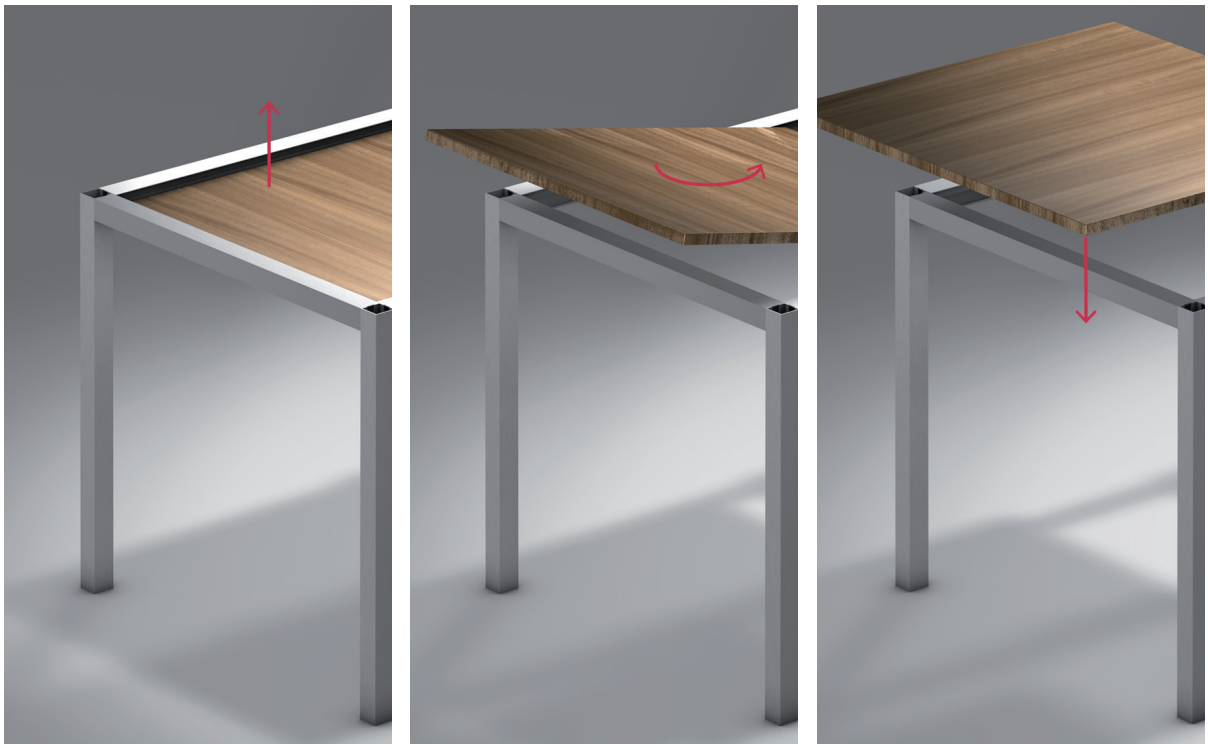

La struttura rimane fissa, slitta il piano e la allunga è manuale
The table frame is fixed, the top slides and the extension is manually placed

GO-TO

La struttura essenziale
del tavolo Go-To attualizza
le esigenze funzionali ed estetiche
dell'uso quotidiano.
Un design sobrio destinato
ad una lunga durata estetica.
Il profilo delle gambe in alluminio
estruso, verniciato o anodizzato,
si raccorda armoniosamente
con i traversi laterali del piano.
I tavoli fissi o allungabili
possono essere con piano
in vetro o laminato.

The essential structure
of the "Go-To" table, updates
the functional and aesthetic needs
of everyday use. A simple design
for a long-lasting look.
The extruded aluminum vertical leg
profile, painted or anodized,
blends harmoniously
with the horizontal support profiles
of the frame.
The tables can be fixed or extensible,
with glass or laminate top.





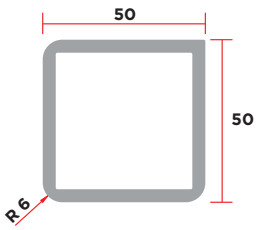

T7800

A V

Struttura allungabile predisposta per piano nobile sp. 18-20 mm prolunga non compresa.

Extensible structure for 18-20mm laminate top extension not included

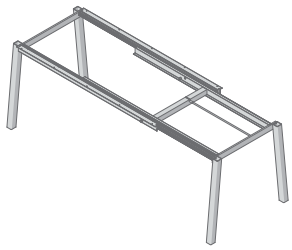

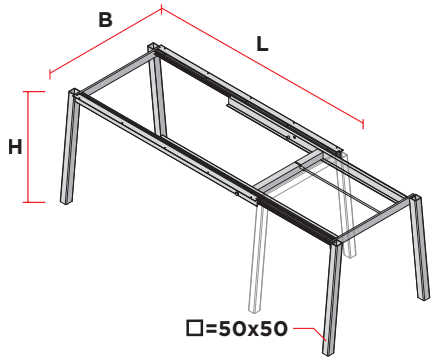

CODE	UNIT	DIMENSION FRAME L X B X H	DIMENSION EXT. PCS X L	MIN ORDER QTY NR	PCS/BOX NR
T7800xxx.011	NR	1200x850x740	1x600	1	1
T7800xxx.012	NR	1600x850x740	1x600	1	1
T7800xxx.013	NR	1380x850x740	1x600	1	1
T7800xxx.014	NR	1800x850x740	1x600	1	1

T7850

A V

Struttura allungabile predisposta per piano in vetro sp. 8 mm prolunga compresa (nobilitato grigio)

Extensible structure for glass top of 8 mm, extension included (grey laminate)

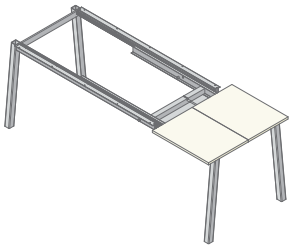

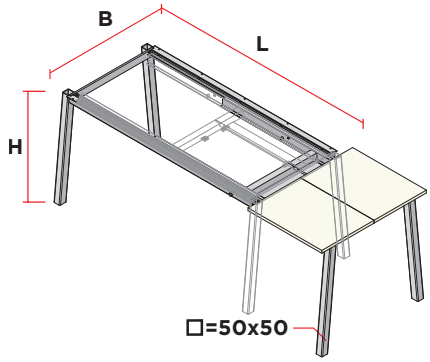

CODE	UNIT	DIMENSION FRAME L X B X H	DIMENSION EXT. PCS X L	MIN ORDER QTY NR	PCS/BOX NR
T7850xxx.011	NR	1200x850x740	1x600	1	1
T7850xxx.012	NR	1600x850x740	1x600	1	1
T7850xxx.013	NR	1380x850x740	1x600	1	1

T7801

A V

Struttura fissa

Fixed structure

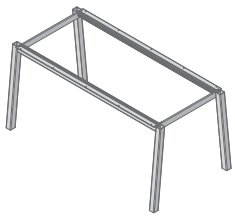

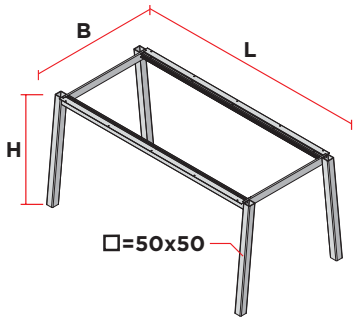

CODE	UNIT	DIMENSION FRAME L X B X H	DIMENSION EXT. PCS X L	MIN ORDER QTY NR	PCS/BOX NR
T7801xxx.011	NR	1200x850x740	-	1	1
T7801xxx.012	NR	1600x850x740	-	1	1
T7801xxx.013	NR	1380x850x740	-	1	1
T7801xxx.014	NR	1800x850x740	-	1	1

KV7800

Piano in vetro sp. 8 mm con supporti di fissaggio integrati predisposto per T7850 e T7801

Glass top of 8 mm with fixing supports for T7850 and T7801

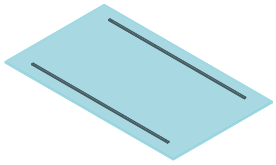

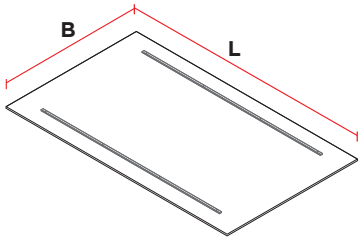

CODE	UNIT	DIMENSION FRAME L X B X H	DIMENSION EXT. PCS X L	MIN ORDER QTY NR	PCS/BOX NR
KV7800xx.001	NR	1200x850x8	-	1	1
KV7800xx.002	NR	1600x850x8	-	1	1
KV7800xx.003	NR	1380x850x8	-	1	1
KV7800xx.004	NR	1800x850x8	-	1	1

TINO

La struttura essenziale
del tavolo Tino attualizza
le esigenze funzionali ed estetiche
dell'uso quotidiano.
Un design sobrio destinato
ad una lunga durata estetica.
Il profilo delle gambe in alluminio
estruso, verniciato o anodizzato,
si raccorda armoniosamente
con i traversi laterali del piano.
I tavoli fissi o allungabili
possono essere con piano
in vetro o laminato.

The essential structure
of the Tino table, updates
the functional and aesthetic needs
of everyday use. A simple design
for a long-lasting look.
The extruded aluminum vertical leg
profile, painted or anodized,
blends harmoniously
with the horizontal support profiles
of the frame.
The tables can be fixed or extensible,
with glass or laminate top.





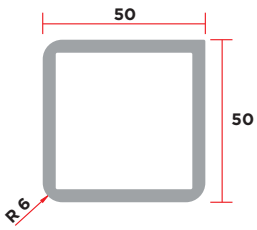

T7700

A V

Struttura allungabile predisposta per piano nobile sp. 18-20 mm prolunga non compresa.

Extensible structure for 18-20mm laminate top extension not included

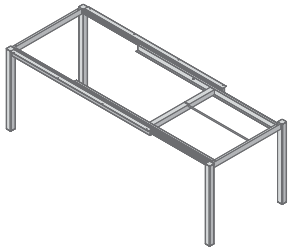

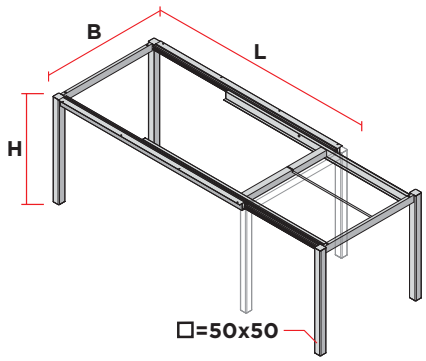

CODE	UNIT	DIMENSION FRAME L X B X H	DIMENSION EXT. PCS X L	MIN ORDER QTY NR	PCS/BOX NR
T7700xxx.011	NR	1200x850x740	1x600	1	1
T7700xxx.012	NR	1600x850x740	1x600	1	1
T7700xxx.013	NR	1380x850x740	1x600	1	1
T7700xxx.014	NR	1800x850x740	1x600	1	1

T7750

A V

Struttura allungabile predisposta per piano in vetro sp. 8 mm prolunga compresa (nobilitato grigio)

Extensible structure for glass top of 8 mm, extension included (grey laminate)

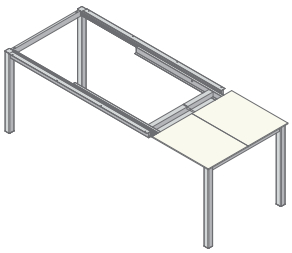

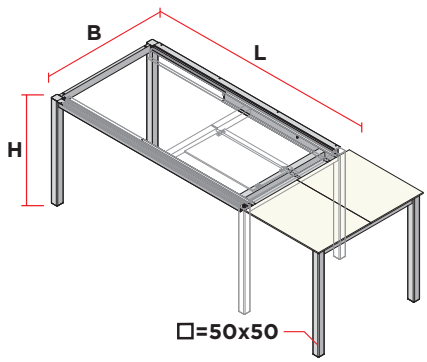

CODE	UNIT	DIMENSION FRAME L X B X H	DIMENSION EXT. PCS X L	MIN ORDER QTY NR	PCS/BOX NR
T7750xxx.011	NR	1200x850x740	1x600	1	1
T7750xxx.012	NR	1600x850x740	1x600	1	1
T7750xxx.013	NR	1380x850x740	1x600	1	1

T7701

A V

Struttura fissa

Fixed structure

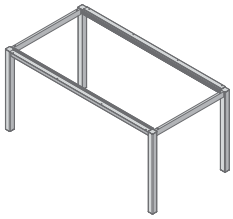

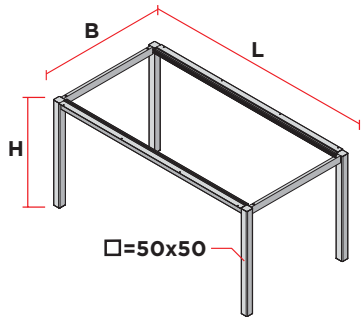

CODE	UNIT	DIMENSION FRAME L X B X H	DIMENSION EXT. PCS X L	MIN ORDER QTY NR	PCS/BOX NR
T7701xxx.011	NR	1200x850x740	-	1	1
T7701xxx.012	NR	1600x850x740	-	1	1
T7701xxx.013	NR	1380x850x740	-	1	1
T7701xxx.014	NR	1800x850x740	-	1	1

KV7950

Piano in vetro sp. 8 mm con supporti di fissaggio integrati predisposto per T7750 e T7701

Glass top of 8 mm with fixing supports for T7750 and T7701

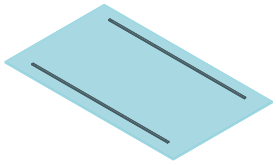

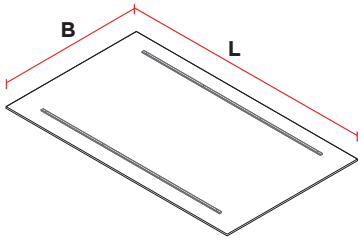

CODE	UNIT	DIMENSION FRAME L X B X H	DIMENSION EXT. PCS X L	MIN ORDER QTY NR	PCS/BOX NR
KV7950xx.001	NR	1200x850x8	-	1	1
KV79500xx.002	NR	1600x850x8	-	1	1
KV7950xx.003	NR	1380x850x8	-	1	1
KV7950xx.004	NR	1800x850x8	-	1	1

MITOS

La struttura essenziale
del tavolo Mitos attualizza
le esigenze funzionali ed estetiche
dell'uso quotidiano.
Un design sobrio destinato
ad una lunga durata estetica.
Il profilo delle gambe in alluminio
estruso, verniciato o anodizzato,
si raccorda armoniosamente
con i traversi laterali del piano.
I tavoli fissi o allungabili
possono essere con piano
in vetro o laminato.

The essential structure
of the Mitos table, updates
the functional and aesthetic needs
of everyday use. A simple design
for a long-lasting look.
The extruded aluminum vertical leg
profile, painted or anodized,
blends harmoniously
with the horizontal support profiles
of the frame.
The tables can be fixed or extensible,
with glass or laminate top.





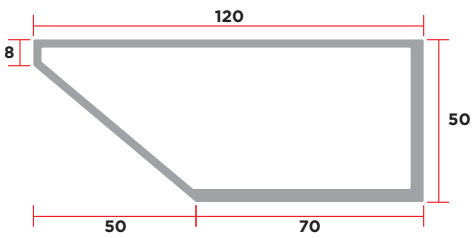

T7960

A V

Struttura allungabile predisposta per piano nobile sp. 18-20 mm prolunga non compresa.

Extensible structure for 18-20mm laminate top extension not included

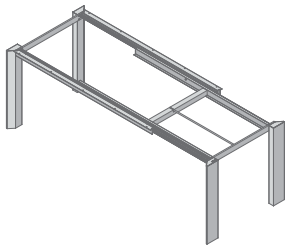

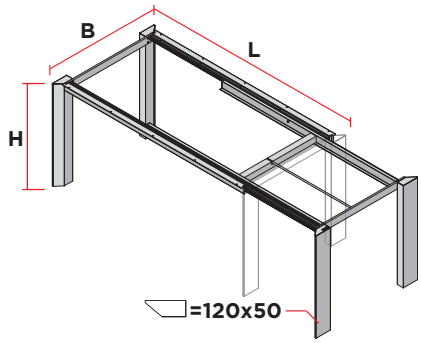

CODE	UNIT	DIMENSION FRAME L X B X H	DIMENSION EXT. PCS X L	MIN ORDER QTY NR	PCS/BOX NR
T7960xxx.001	NR	1200x850x740	1x600	1	1
T7960xxx.002	NR	1600x850x740	1x600	1	1
T7960xxx.003	NR	1380x850x740	1x600	1	1
T7960xxx.004	NR	1800x850x740	1x600	1	1

T7962

A V

Struttura allungabile predisposta per piano in vetro sp. 8 mm prolunga compresa (nobilitato grigio)

Extensible structure for glass top of 8 mm, extension included (grey laminate)

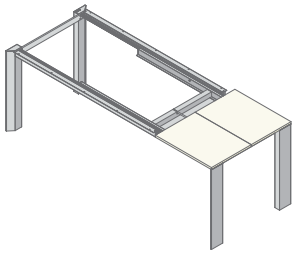

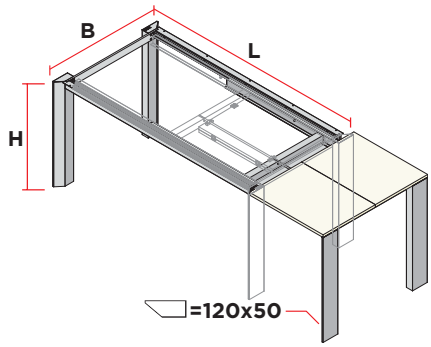

CODE	UNIT	DIMENSION FRAME L X B X H	DIMENSION EXT. PCS X L	MIN ORDER QTY NR	PCS/BOX NR
T7962xxx.001	NR	1200x850x740	1x600	1	1
T7962xxx.002	NR	1600x850x740	1x600	1	1
T7962xxx.003	NR	1380x850x740	1x600	1	1

T7961

A V

Struttura fissa

Fixed structure

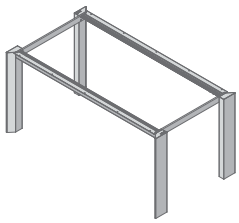

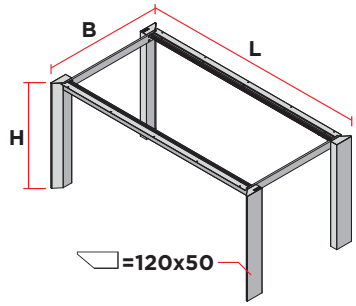

CODE	UNIT	DIMENSION FRAME L X B X H	DIMENSION EXT. PCS X L	MIN ORDER QTY NR	PCS/BOX NR
T7961xxx.001	NR	1200x850x740	-	1	1
T7961xxx.002	NR	1600x850x740	-	1	1
T7961xxx.003	NR	1380x850x740	-	1	1
T7961xxx.004	NR	1800x850x740	-	1	1

KV7960

Piano in vetro sp. 8 mm con supporti di fissaggio integrati predisposto per T7962 e T7961

Glass top of 8 mm with fixing supports for T7962 and T7961

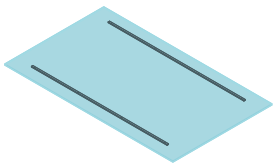

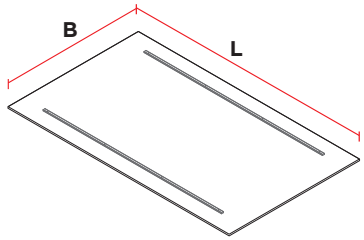

CODE	UNIT	DIMENSION FRAME L X B X H	DIMENSION EXT. PCS X L	MIN ORDER QTY NR	PCS/BOX NR
KV7960xx.001	NR	1200x850x8	-	1	1
KV7960xx.002	NR	1600x850x8	-	1	1
KV7960xx.003	NR	1380x850x8	-	1	1
KV7960xx.004	NR	1800x850x8	-	1	1

ARES

La struttura essenziale
del tavolo Ares attualizza
le esigenze funzionali ed estetiche
dell'uso quotidiano.
Un design sobrio destinato
ad una lunga durata estetica.
Il profilo delle gambe in alluminio
estruso, verniciato o anodizzato,
si raccorda armoniosamente
con i traversi laterali del piano.
I tavoli fissi o allungabili
possono essere con piano
in vetro o laminato.

The essential structure
of the Ares table, updates
the functional and aesthetic needs
of everyday use. A simple design
for a long-lasting look.
The extruded aluminum vertical leg
profile, painted or anodized,
blends harmoniously
with the horizontal support profiles
of the frame.
The tables can be fixed or extensible,
with glass or laminate top.





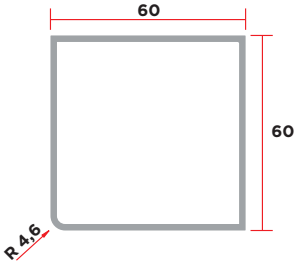

T7970

A V

Struttura allungabile predisposta per piano nobile sp. 18-20 mm prolunga non compresa.

Extensible structure for 18-20mm laminate top extension not included

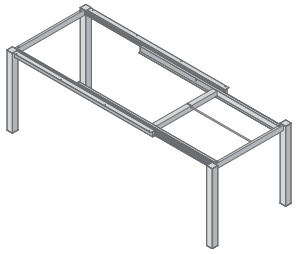

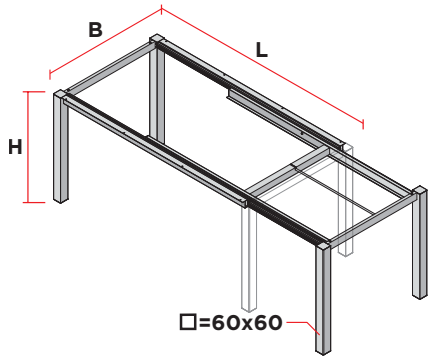

CODE	UNIT	DIMENSION FRAME L X B X H	DIMENSION EXT. PCS X L	MIN ORDER QTY NR	PCS/BOX NR
T7970xxx.001	NR	1200x850x740	1x600	1	1
T7970xxx.002	NR	1600x850x740	1x600	1	1
T7970xxx.003	NR	1380x850x740	1x600	1	1
T7970xxx.004	NR	1800x850x740	1x600	1	1

T7972

A V

Struttura allungabile predisposta per piano in vetro sp. 8 mm prolunga compresa (nobilitato grigio)

Extensible structure for glass top of 8 mm, extension included (grey laminate)

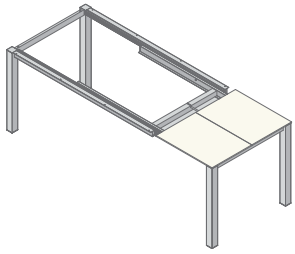

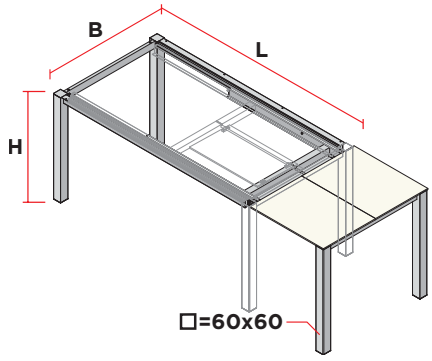

CODE	UNIT	DIMENSION FRAME L X B X H	DIMENSION EXT. PCS X L	MIN ORDER QTY NR	PCS/BOX NR
T7972xxx.001	NR	1200x850x740	1x600	1	1
T7972xxx.002	NR	1600x850x740	1x600	1	1
T7972xxx.003	NR	1380x850x740	1x600	1	1

T7971

A V

Struttura fissa

Fixed structure

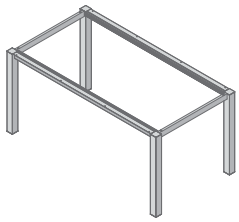

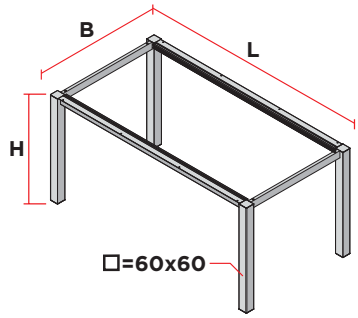

CODE	UNIT	DIMENSION FRAME L X B X H	DIMENSION EXT. PCS X L	MIN ORDER QTY NR	PCS/BOX NR
T7971xxx.001	NR	1200x850x740	-	1	1
T7971xxx.002	NR	1600x850x740	-	1	1
T7971xxx.003	NR	1380x850x740	-	1	1
T7971xxx.004	NR	1800x850x740	-	1	1

KV7950

Piano in vetro sp. 8 mm con supporti di fissaggio integrati predisposto per T7972 e T7971

Glass top of 8 mm with fixing supports for T7972 and T7971

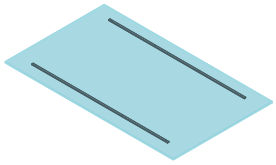

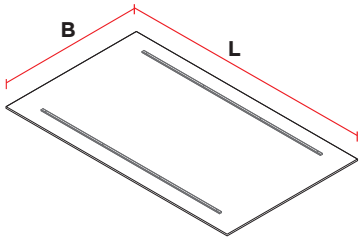

CODE	UNIT	DIMENSION FRAME L X B X H	DIMENSION EXT. PCS X L	MIN ORDER QTY NR	PCS/BOX NR
KV7950xx.001	NR	1200x850x8	-	1	1
KV7950xx.002	NR	1600x850x8	-	1	1
KV7950xx.003	NR	1380x850x8	-	1	1
KV7950xx.004	NR	1800x850x8	-	1	1

ERMES

La struttura essenziale
del tavolo Ermes attualizza
le esigenze funzionali ed estetiche
dell'uso quotidiano.
Un design sobrio destinato
ad una lunga durata estetica.
Il profilo delle gambe in alluminio
estruso, verniciato o anodizzato,
si raccorda armoniosamente
con i traversi laterali del piano.
I tavoli fissi o allungabili
possono essere con piano
in vetro o laminato.

The essential structure
of the Ermes table, updates
the functional and aesthetic needs
of everyday use. A simple design
for a long-lasting look.
The extruded aluminum vertical leg
profile, painted or anodized,
blends harmoniously
with the horizontal support profiles
of the frame.
The tables can be fixed or extensible,
with glass or laminate top.





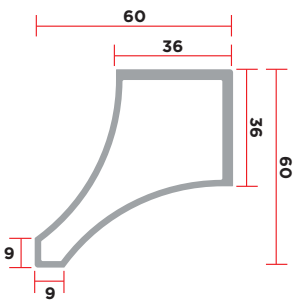

T7950

A V

Struttura allungabile predisposta per piano nobile sp. 18-20 mm prolunga non compresa.

Extensible structure for 18-20mm laminate top extension not included

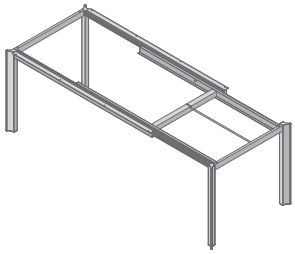

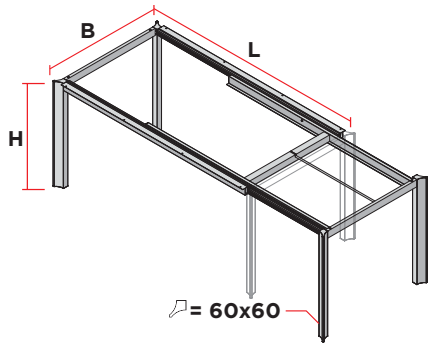

CODE	UNIT	DIMENSION FRAME L X B X H	DIMENSION EXT. PCS X L	MIN ORDER QTY NR	PCS/BOX NR
T7950xxx.001	NR	1200x850x740	1x600	1	1
T7950xxx.002	NR	1600x850x740	1x600	1	1
T7950xxx.003	NR	1380x850x740	1x600	1	1
T7950xxx.004	NR	1800x850x740	1x600	1	1

T7952

A V

Struttura allungabile predisposta per piano in vetro sp. 8 mm prolunga compresa (nobilitato grigio)

Extensible structure for glass top of 8 mm, extension included (grey laminate)

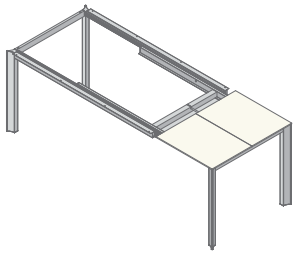

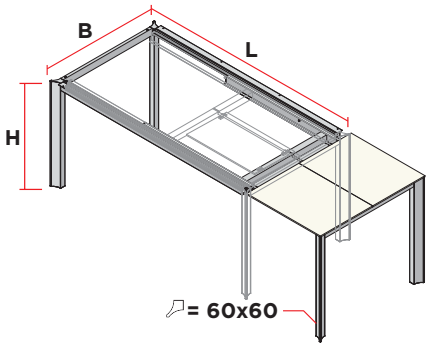

CODE	UNIT	DIMENSION FRAME L X B X H	DIMENSION EXT. PCS X L	MIN ORDER QTY NR	PCS/BOX NR
T7952xxx.001	NR	1200x850x740	1x600	1	1
T7952xxx.002	NR	1600x850x740	1x600	1	1
T7952xxx.003	NR	1380x850x740	1x600	1	1

T7951

A V

Struttura fissa

Fixed structure

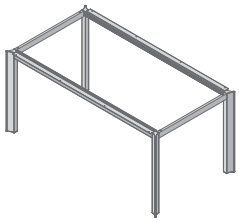

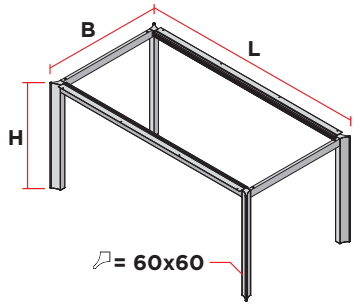

CODE	UNIT	DIMENSION FRAME L X B X H	DIMENSION EXT. PCS X L	MIN ORDER QTY NR	PCS/BOX NR
T7951xxx.001	NR	1200x850x740	-	1	1
T7951xxx.002	NR	1600x850x740	-	1	1
T7951xxx.003	NR	1380x850x740	-	1	1
T7951xxx.004	NR	1800x850x740	-	1	1

KV7950

Piano in vetro sp. 8 mm con supporti di fissaggio integrati predisposto per T7952 e T7951

Glass top of 8 mm with fixing supports for T7952 and T7951

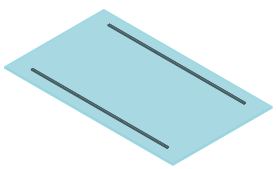

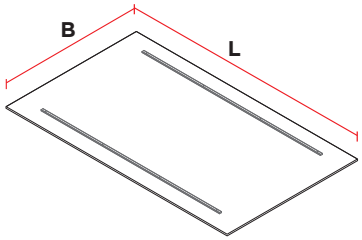

CODE	UNIT	DIMENSION FRAME L X B X H	DIMENSION EXT. PCS X L	MIN ORDER QTY NR	PCS/BOX NR
KV7950xx.001	NR	1200x850x8	-	1	1
KV7950xx.002	NR	1600x850x8	-	1	1
KV7950xx.003	NR	1380x850x8	-	1	1
KV7950xx.004	NR	1800x850x8	-	1	1

RAPIDO

La struttura tavolo Rapido
è caratterizzata da un design
pulito ed essenziale.
Nella versione allungabile
vengono forniti gli elementi
per il fissaggio prolunga.
La struttura è di facile e veloce
assemblaggio ed è fornita in un kit
di dimensioni contenute.

The table structure Rapido
is characterized by a clean
and basic design.
The extensible version is supplied
with all the needed components.
The structure is fast and easy
to assemble and it is supplied
in a small packaged kit.





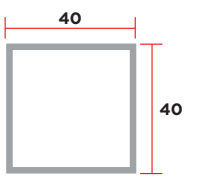

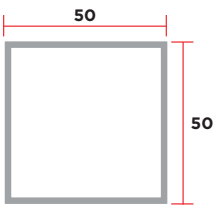

T7680

Struttura fissa
completa di piano in vetro sp. 6 mm

Table frame
for glass top of 6 mm fixed model

A V

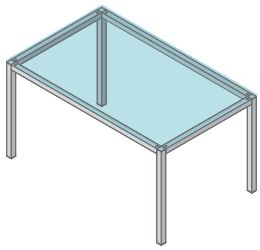

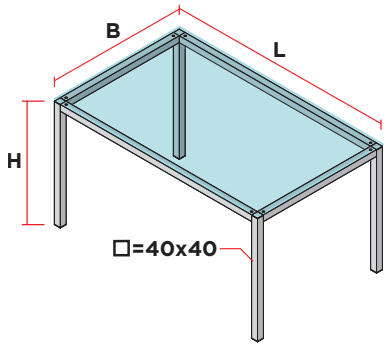

CODE	UNIT	DIMENSION FRAME L X B X H	DIMENSION EXT. PCS X L	MIN ORDER QTY NR	PCS/BOX NR
T7680xxx.011	NR	1380x850x740	-	1	1
T7680xxx.012	NR	1600x850x740	-	1	1
T7680xxx.013	NR	1200x850x740	-	1	1
T7680xxx.014	NR	1800x850x740	-	1	1

T7684

Struttura allungabile predisposta per piano nobile sp. 18-20 mm prolunga non compresa.

Extensible structure
for 18-20mm laminate top extension not included

A V

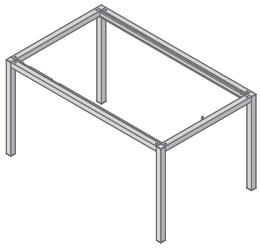

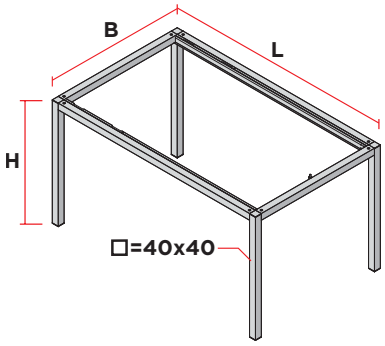

CODE	UNIT	DIMENSION FRAME L X B X H	DIMENSION EXT. PCS X L	MIN ORDER QTY NR	PCS/BOX NR
T7684xxx.011	NR	1380x850x740	-	1	1
T7684xxx.012	NR	1600x850x740	-	1	1
T7684xxx.013	NR	1200x850x740	-	1	1
T7684xxx.014	NR	1800x850x740	-	1	1

T7683

Struttura fissa predisposta per piano nobile sp. 18-20 mm

Fixed model
Table frame for laminate top of 18 to 20 mm

A V

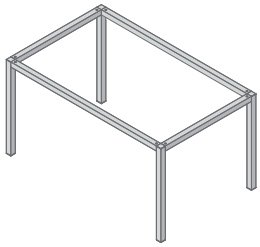

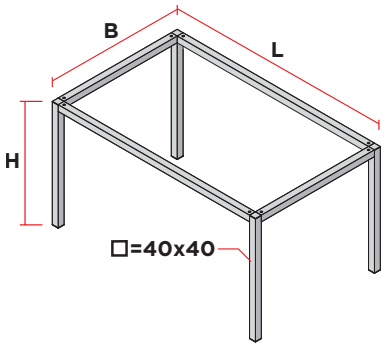

CODE	UNIT	DIMENSION FRAME L X B X H	DIMENSION EXT. PCS X L	MIN ORDER QTY NR	PCS/BOX NR
T7683xxx.011	NR	1380x850x740	-	1	1
T7683xxx.012	NR	1600x850x740	-	1	1
T7683xxx.013	NR	1200x850x740	-	1	1
T7683xxx.014	NR	1800x850x740	-	1	1

T7682

Struttura allungabile predisposta per piano in vetro sp. 6 mm prolunga compresa (nobilitato grigio)

Extensible structure for glass top of 6 mm, extension included (grey laminate)

A V

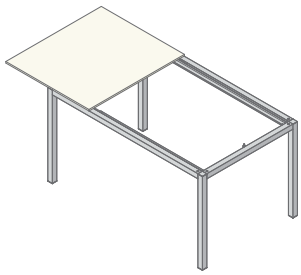

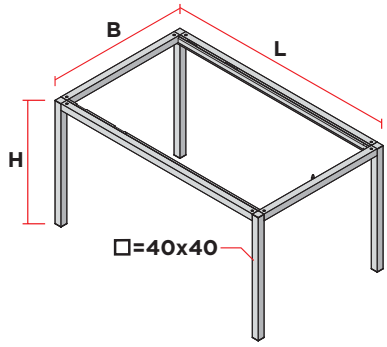

CODE	UNIT	DIMENSION FRAME L X B X H	DIMENSION EXT. PCS X L	MIN ORDER QTY NR	PCS/BOX NR
T7682xxx.011	NR	1380x850x740	1x740	1	1
T7682xxx.012	NR	1600x850x740	1x740	1	1
T7682xxx.013	NR	1200x850x740	1x740	1	1

KV7682

Piano in vetro sp. 6 mm con supporti di fissaggio integrati predisposto per T7682

Glass top of 6 mm with fixing supports for T7682

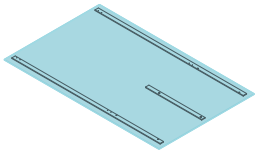

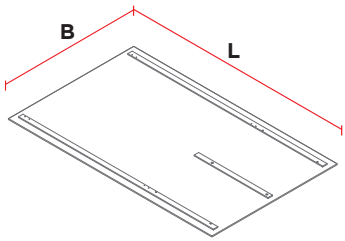

CODE	UNIT	DIMENSION FRAME L X B X H	DIMENSION EXT. PCS X L	MIN ORDER QTY NR	PCS/BOX NR
KV7682xx.001	NR	1380x850x6	-	1	1
KV7682xx.002	NR	1600x850x6	-	1	1
KV7682xx.003	NR	1200x850x6	-	1	1

T7693

Struttura fissa
completa di piano in vetro sp. 6 mm

Table frame
for glass top of 6 mm fixed model

A V

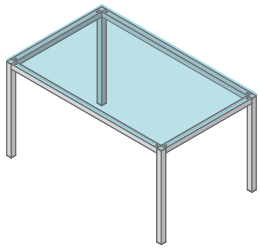

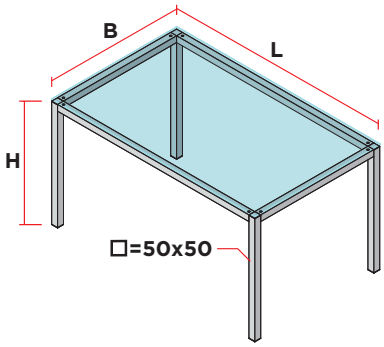

CODE	UNIT	DIMENSION FRAME L X B X H	DIMENSION EXT. PCS X L	MIN ORDER QTY NR	PCS/BOX NR
T7693xxx.001	NR	1380x850x740*	-	1	1
T7693xxx.002	NR	1600x850x740*	-	1	1
T7693xxx.003	NR	1200x850x740*	-	1	1
T7693xxx.004	NR	1800x850x740*	-	1	1

***ALTEZZA STRUTTURA SENZA PIANO** *HEIGHT STRUCTURE WITHOUT PLAN

T7690

Struttura allungabile predisposta per piano nobile sp. 18-20 mm prolunga non compresa.

Extensible structure
for 18-20mm laminate top extension not included

A V

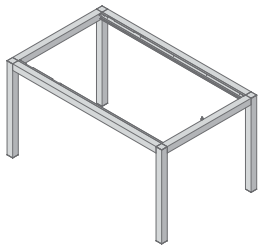

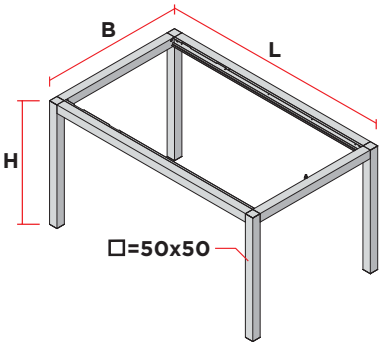

CODE	UNIT	DIMENSION FRAME L X B X H	DIMENSION EXT. PCS X L	MIN ORDER QTY NR	PCS/BOX NR
T7690xxx.001	NR	1380x850x740*	-	1	1
T7690xxx.002	NR	1600x850x740*	-	1	1
T7690xxx.003	NR	1200x850x740*	-	1	1
T7690xxx.004	NR	1800x850x740*	-	1	1

***ALTEZZA STRUTTURA SENZA PIANO** *HEIGHT STRUCTURE WITHOUT PLAN

T7691

Struttura fissa predisposta per piano nobile sp. 18-20 mm

Fixed model
Table frame for laminate top of 18 to 20 mm

A V

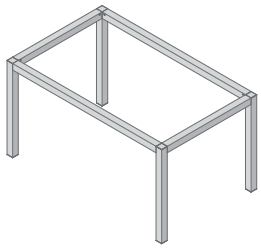

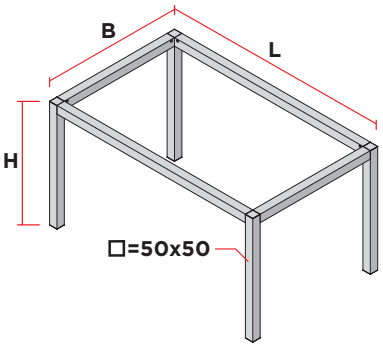

CODE	UNIT	DIMENSION FRAME L X B X H	DIMENSION EXT. PCS X L	MIN ORDER QTY NR	PCS/BOX NR
T7691xxx.001	NR	1380x850x740*	-	1	1
T7691xxx.002	NR	1600x850x740*	-	1	1
T7691xxx.003	NR	1200x850x740*	-	1	1
T7691xxx.004	NR	1800x850x740*	-	1	1

***ALTEZZA STRUTTURA SENZA PIANO** *HEIGHT STRUCTURE WITHOUT PLAN

T7692

Struttura allungabile predisposta per piano in vetro sp. 6 mm prolunga compresa (nobilitato grigio)

Extensible structure for glass top of 6 mm, extension included (grey laminate)

A V

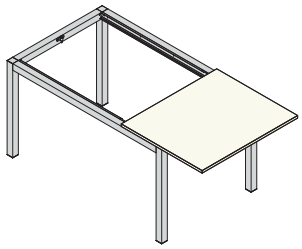

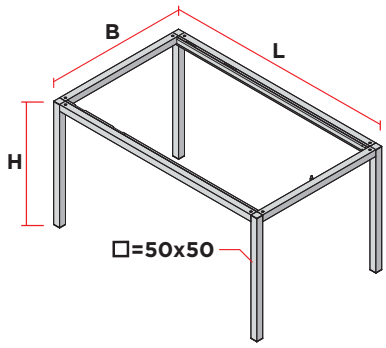

CODE	UNIT	DIMENSION FRAME L X B X H	DIMENSION EXT. PCS X L	MIN ORDER QTY NR	PCS/BOX NR
T7692xxx.001	NR	1380x850x740*	1x720	1	1
T7692xxx.010	NR	1600x850x740*	1x720	1	1
T7692xxx.003	NR	1200x850x740*	1x720	1	1

***ALTEZZA STRUTTURA SENZA PIANO** *HEIGHT STRUCTURE WITHOUT PLAN

KV7690

Piano in vetro sp. 6 mm con supporti di fissaggio integrati predisposto per T7692

Glass top of 6 mm with fixing supports for T7692

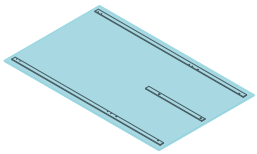

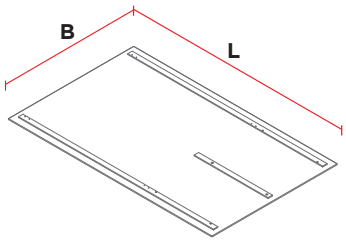

CODE	UNIT	DIMENSION FRAME L X B X H	DIMENSION EXT. PCS X L	MIN ORDER QTY NR	PCS/BOX NR
KV7690xx.001	NR	1380x850x6	-	1	1
KV7690xx.002	NR	1600x850x6	-	1	1
KV7690xx.003	NR	1200x850x6	-	1	1

Scilm si riserva di apportare eventuali modifiche tecniche che non compromettano l'estetica del prodotto senza darne preavviso.

Scilm retains the right to adopt without notice every technical change that does not alter the aesthetic of the products.

BASSODESIGN

Stampato in Italia - Tipografia Biblos
Printed in Italy - Tipografia Biblos

Aprile 2015
April 2015

scilm®
FURNITURE TECHNOLOGY

RIVESTIMENTI / COATINGS

M

DECORI MELAMINICI
MELAMINE COATINGS
oltre 1.500 carte decorative
More than 1.500 decorative papers

IG

IMPIALLACCIATI GREZZI
VENEERED COATINGS
ampia gamma di tranciati grezzi
(possibilità di essenze su richiesta
con un lotto minimo di 300 ml per articolo)
wide range of raw veneers
(it is possible to request essences
with an order of minimum 300ml of each article)

FA

FOGLIA ALLUMINIO
ALUMINUM FOIL
A11 SATINATA / MATT FINISH
A12 SCOTCH BRIGHT / SCOTCH BRIGHT
A13 LUCIDA / GLOSSY
A14 ACCIAIO / STEEL

A

FINITURE ALLUMINIO / ALUMINUM FINISHINGS

		spazzolato/opaco brushed / matt	lucido glossy	brillante shiny
colorazioni / colours	**silver**	●	●	●
	champagne	●	●	●
	steel	●	●	●
	brown	●	●	●
	black	●	●	●

V

VERNICIATI / PAINTED
Ampia gamma di colori standard
e possibili personalizzazioni su richiesta.
Wide range of standard colors
and customizations on request

E

COESTRUSI / COEXTRUDED
47 GRIGIO ALLUMINIO / ALUMINUM GREY
48 BIANCO / WHITE

P

COLORI PLASTICI / PLASTIC COLOURS
02 BIANCO / WHITE
03 BEIGE / BEIGE
04 MARRORE / BROWN
06 NERO / BLACK
07 GRIGIO / GREY
11 BEIGE CHIARO / CLEAR GREY
13 GRIGIO ALLUMINIO / ALUMINUM GREY
31 CROMO SATINATO / MATT CHROM
32 NICHEL SATINATO / MATT NICHEL
51 BIANCO LATTE / WHITE CREAM
59 ROSSO / RED

NOTE / NOTES
Per specifiche di fornitura relative alle cartelle e indicazioni su eventuali vincoli di fornitura si prega di contattare il nostro ufficio Customer Service.
For informations on the supply of palettes and on possible constraints, please contact our Customer Service.

Tutte le misure sono espresse in mm
Dimensions are in mm

scilm®
[FURNITURE TECHNOLOGY]

Via Delle Pezze, 7
35013 Cittadella
Padova - Italy

T +39 049 94 04 811
F +39 049 94 01 919

Scilm
@Scilmtecnologia
Scilm
Scilm
Scilm

info@scilm.it
www.scilm.it